



United Nations Office for Project Services

Operational excellence for results that matter

Dave Terpstra
Team Manager - Category Management
Procurement Group, UNOPS

Introduction to UNOPS

1

- Mission, mandate and role
- Key results achieved for partners in 2014
- UNOPS global presence 2014

UNOPS MISSION & VISION

Mission: Serve People in Need

To serve people in need by expanding the ability of the United Nations, governments and other partners to manage projects, infrastructure and procurement in a sustainable and efficient manner.

Vision: Advance Sustainable Practices

To advance sustainable implementation practices in development, humanitarian and peace building contexts, always satisfying or surpassing partner expectations.



VALUES: SERVICE TO OTHERS



National ownership and capacity

We respect and support national ownership and help develop national capacity.

Accountability for results and transparency

We ensure our own accountability for resources entrusted to us, and for contributions we make to the sustainable results of our partners.

VALUES: SERVICE TO OTHERS



Partnerships and coordination

We recognize that strong partnerships and effective coordination among diverse actors, including the United Nations, governments, non-governmental organizations and the private sector are crucial to efficiency and innovation.

Excellence

We believe that we will add value and make strong contributions to the sustainable results of our partners only if our practices and performance are of recognized world-class standards of excellence and are well-adapted to local conditions.

WHO WE ARE

We help our partners deliver around \$1 billion worth of aid and development projects in over 80 countries every year.

They call on us to supplement their own capacities, improve speed, reduce risks, boost cost-effectiveness and increase quality.

Headquartered in Copenhagen Denmark, UNOPS is fully self-financing, prompting efficiency and financial discipline.

We provide support in three main areas:

- **Infrastructure**
- **Procurement**
- **Project management**



WHAT WE DO

UNOPS focuses its operations in its core areas of expertise: project management, physical infrastructure and procurement.

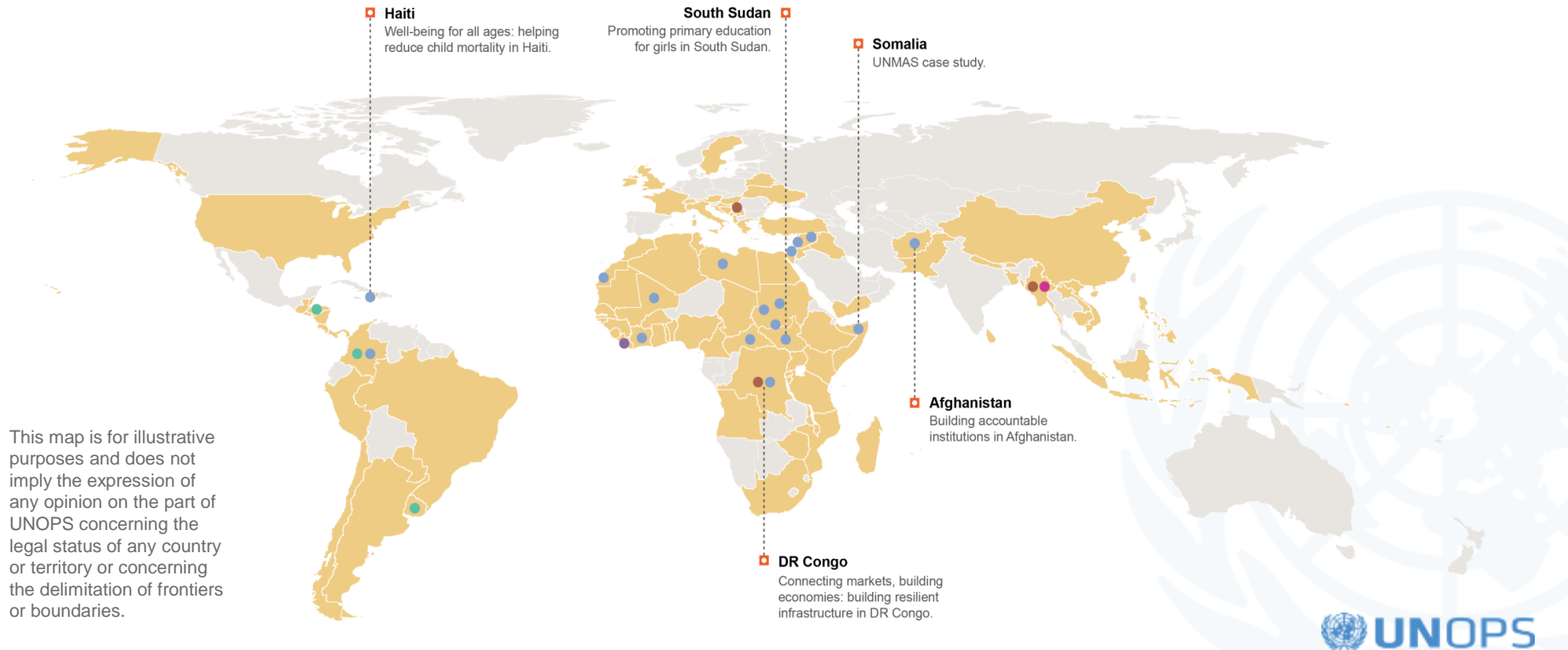
Within these areas, we offer three kinds services that are tailored to the needs of partners:

- **Advisory:** developing national capacity in our core mandated areas of project management, physical infrastructure and procurement.
- **Implementation:** implementing partners' projects efficiently and effectively with the involvement of all stakeholders.
- **Transactional:** providing stand-alone HR management and procurement services.

WHERE WE WORK

UNOPS delivers services through its global headquarters in Copenhagen, Denmark and a decentralized network of more than 30 country and partnership offices.

This map shows all of the countries and territories where UNOPS supported projects in 2014.



This map is for illustrative purposes and does not imply the expression of any opinion on the part of UNOPS concerning the legal status of any country or territory or concerning the delimitation of frontiers or boundaries.

KEY RESULTS ACHIEVED IN 2014



175
bridges designed,
constructed
or rehabilitated



more than
3 million
labour days created for
beneficiaries



4,577 km
of roads designed,
constructed or
rehabilitated



more than
\$669 million
worth of goods and
services
for partners



more than
31,000 days
of advisory services
provided



more than
17.8 million
medical supplies were
handled



more than
84,000
people trained



more than
5,500
vehicles procured



more than
110 million
doses of medicine
procured or distributed



30
schools and one
university designed,
constructed or
rehabilitated



10
police stations and 11
prisons designed,
constructed or
rehabilitated



18
hospitals and health
clinics designed,
constructed or
rehabilitated

FOCUS ON SUSTAINABILITY

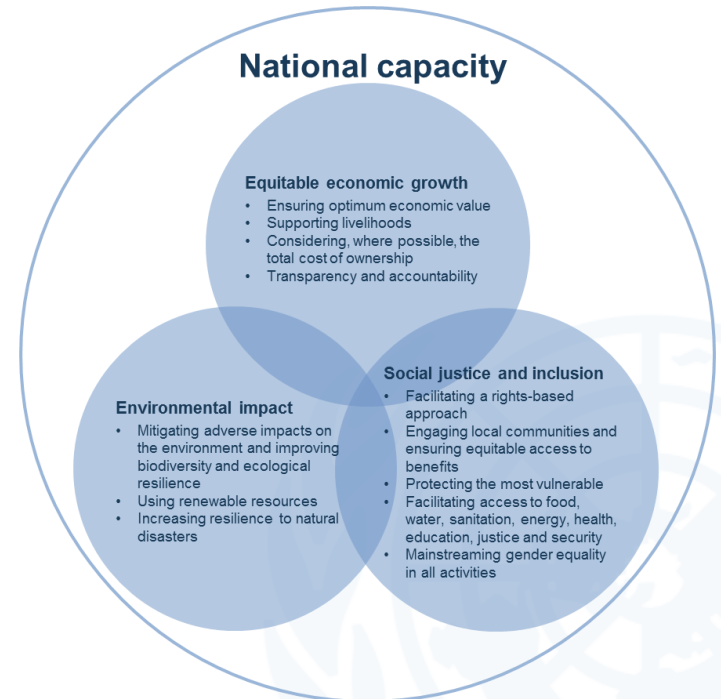
UNOPS works closely with governments and communities to ensure increased sustainability for the projects it supports.

We are developing national capacity in areas of our mandate. We focus on all three aspects of sustainability.

- **Social** – social justice and inclusion
- **Environmental** – environmental impact
- **Economic** – equitable economic growth



**SOCIAL
ENVIRONMENTAL
ECONOMIC**



EXCELLENCE: STANDARDS

UNOPS continuously benchmarks against external bodies, striving for external certifications of processes and adopting internationally recognized best practices and standards.



PROMOTING TRANSPARENCY

UNOPS is actively promoting the transparency agenda by publishing a large amount of accessible information about our ongoing operations.

UNOPS project data:

UNOPS was the **1st UN** body to publish operational data to the IATI registry



UNOPS was the **1st** organization to geocode its IATI data



Over **1,000** UNOPS activities around the world have been published



UN procurement data:

The Annual Statistical Report on United Nations Procurement is compiled each year by UNOPS on behalf of the wider UN system.

The report includes data on the total value of goods and services procured by UN organizations and profiles of all countries of supply.



PROMOTING TRANSPARENCY

UNOPS OPEN DATA HUB

UNOPS has an open data platform, data.unops.org, that presents UNOPS project and expenditure information in an interactive and accessible manner.

Overview Projects Partners Sector Countries Contracts UN Data

You are here: Home > Data > Overview

Search all of data.unops.org

Map Satellite DSM

Points on the map represent project locations where one or more active UNOPS projects are delivering.

Open Data

Welcome to data.unops.org, a platform that provides users with dynamic and linked information about over 1,000 ongoing projects around the world in an open and easy-to-view format.

Users can explore our project data visually by segmenting it in a number of ways including by partner, by sector, and by country. The project data includes related financial transactions and have been geocoded to sub-national level where possible.

Users can download these data sets in comma-separated values (CSV) format and this site also acts as a gateway for downloading UNOPS datasets in the [International And Transparency Initiative Data](http://International-And-Transparency-Initiative-Data) standard open source format.

In addition, this site will provide open-source tools and guidance for free use, modification and sharing by anybody seeking to implement open data standards in development cooperation.

Partners

Partners refers to entities with which UNOPS has a contractual relationship.

Partner Type	Percentage
UN	53.54%
Governments	26%
IFIs	1.85%
IGDs	4.13%
Multilateral	0.53%
NGOs	0.53%
Other	0.88%
Trust Funds	5.78%

FAQs

How are sectors classified?
Sectors refer to the Organisation for Economic Co-operation and Development (OECD) Development Assistance Committee (DAC) framework for classifying the specific area of the recipient's economic or social structure the activity is intended to foster. Find out more about [OECD/DAC classifications](#).

How often is this site updated?
Data is extracted from internal management systems every 24 hours and represents projects UNOPS is currently managing. It is operational in nature and may be subject to change.

UNOPS ongoing activities/projects are mapped to sectors on a quarterly basis as part of the IATI dataset update. This may result in temporary gaps in the active operational data.

Have a comment or a question about the data that is not answered in the FAQ? Write to us directly at opendata@unops.org

Overview Projects Partners Sector Countries Contracts UN Data

You are here: Home > Data > Overview > Project: 0076613 Darfur Urban Water Supply Project

Search all of data.unops.org

Map Satellite DSM

0076613 Darfur Urban Water Supply Project

Partner(s): [United Kingdom of Great Britain and Northern Ireland \(UK\)](#)

Funding Source(s): [United Kingdom of Great Britain and Northern Ireland \(UK\)](#)

Countries of Delivery: [Sudan](#)

Sector(s): [140 Water and sanitation](#)

Project Duration: 01-Nov-2010 to 30-Jun-2014

Total Funded Amount: US\$ 10,619,168

Total Delivery: US\$ 10,128,987

Related Links: [High level UK delegation visits water supply projects in Darfur](#)

Project Details Contracts Documents

The Darfur Urban Water Supply Project (DUWSP), implemented by United Nations Office for Project Services (UNOPS) and funded by the UK Department for International Development (DFID), has as a purpose to improve access to clean water sources for urban populations in Darfur. It commenced 01 November 2010, and it was originally due for completion 31 December 2012, but with a no-cost extension until 30 September 2013, with a total budget of GBP 6,618,531 including conditional funds to an amount of GBP 931,300.

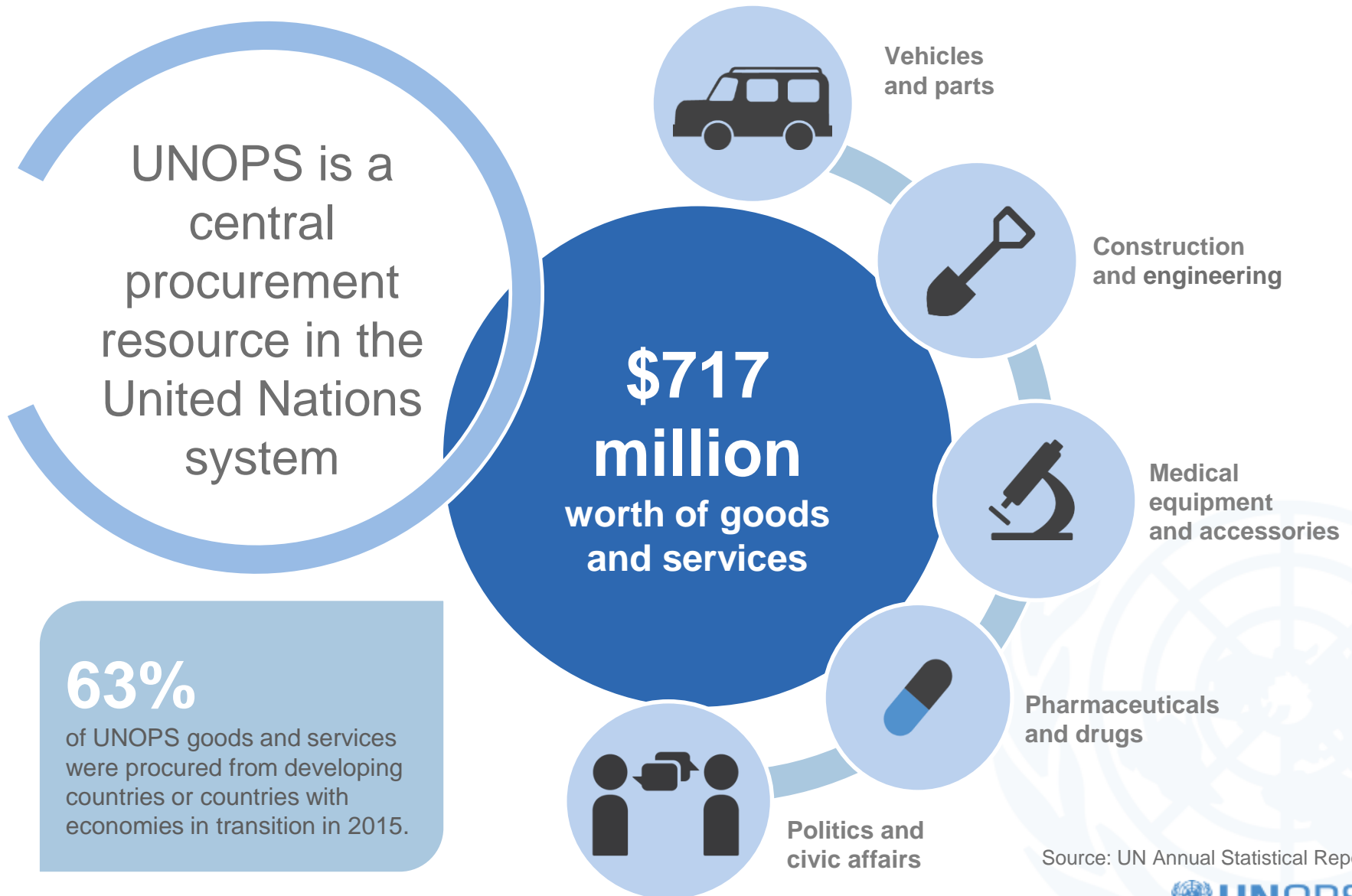
DUWSP has as a focus to improve the infrastructure for water supply in four main urban centres of Darfur, namely El Fasher (North Darfur), Nyala (South Darfur), El Geneina (West Darfur), and Zalingei (Central Darfur). The project complements the ongoing urban water supply expansions by the Darfur Regional Authority. Upon completion, the infrastructure

UNOPS Procurement

2

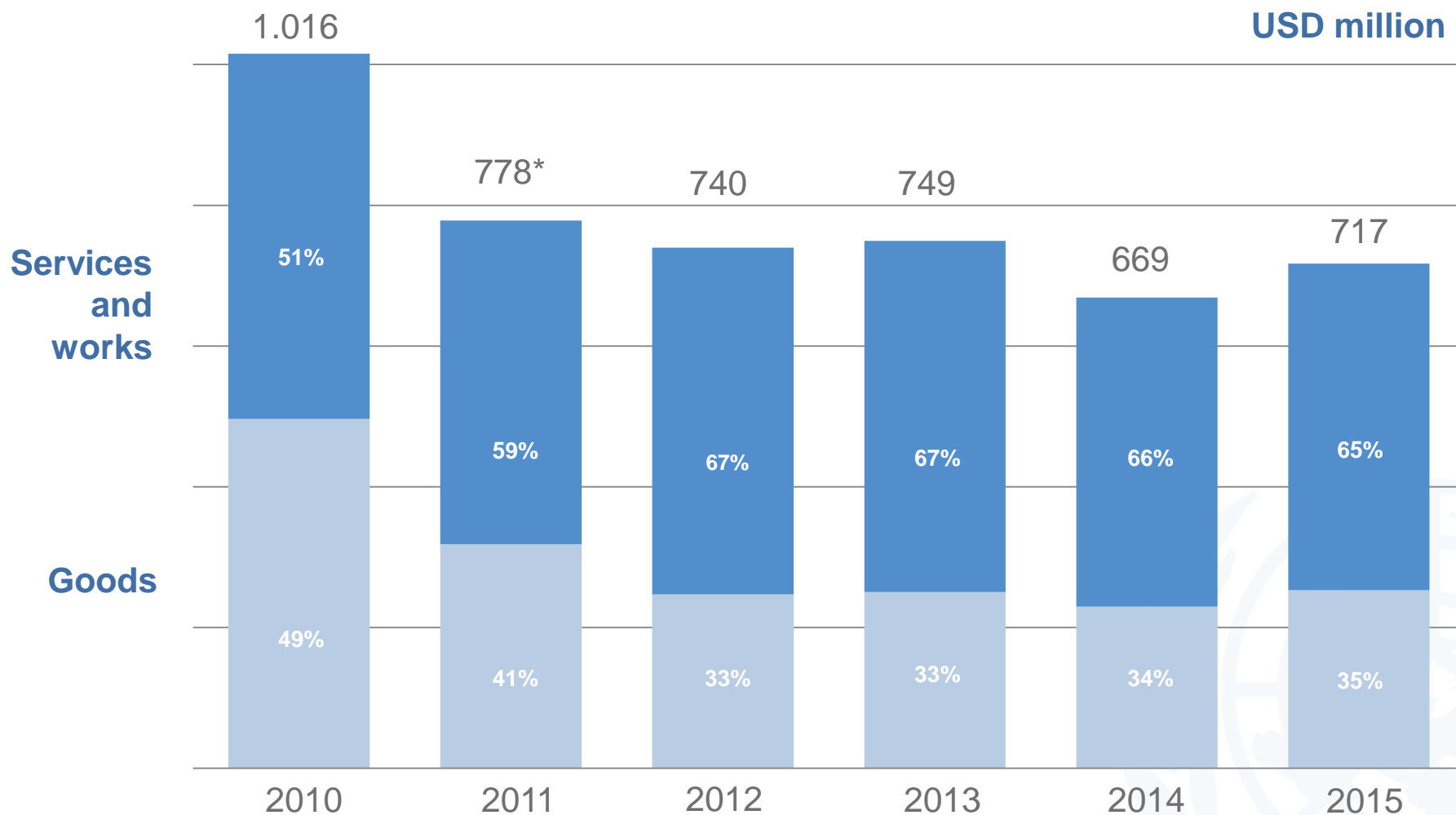
- Total volume of procurement in 2015
- What did UNOPS buy in 2015?
- Where does UNOPS buy from?

TOTAL VOLUME OF PROCUREMENT IN 2015



TOTAL VOLUME OF PROCUREMENT IN 2015

\$717 million in 2015, 65% of which was for services and works.



* Reduction in procurement volume from 2010 to 2011 was in part due to change in governmental regulation in South America

Source: UN Annual Statistical Report

WHAT DID UNOPS BUY IN 2015?

Total volume for the procurement of **goods** was **\$253 million**:

- Motor vehicles, parts and other transport equipment
- Medical equipment and accessories and supplies
- Drugs and pharmaceutical products including contraceptives
- Security and safety equipment
- IT equipment and software
- Sports and recreational equipment
- Medical lab equipment
- Farming and fishing and forestry
- Structures, AC and construction components
- Petroleum products

Total volume for the procurement of **services** was **\$464 million**:

- Construction, engineering and architectural services
- Politics and civic affairs services
- Transport services incl. vehicle maintenance
- Building and facility construction and maintenance
- Travel and food services
- Education and training services
- Environmental
- Editorial and design services
- Security and safety services
- Public sector utilities related services
- Industrial production/manufacturing services



**Denmark:
UNOPS volume of procurement in 2015**

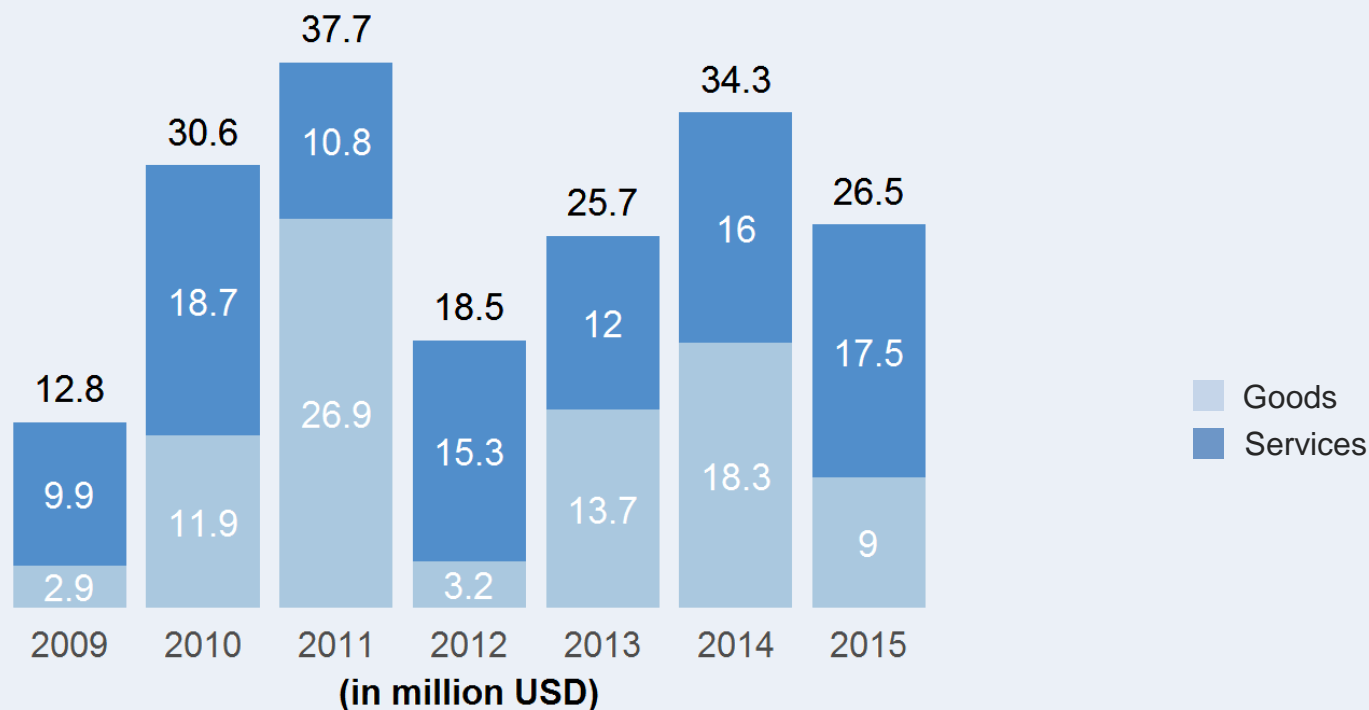
3

DENMARK – UNOPS PROCUREMENT 2015

Share of total procurement of goods and services in 2015

\$26.49 Million | 3.69% of total UNOPS Procurement

1 Goods and services distribution

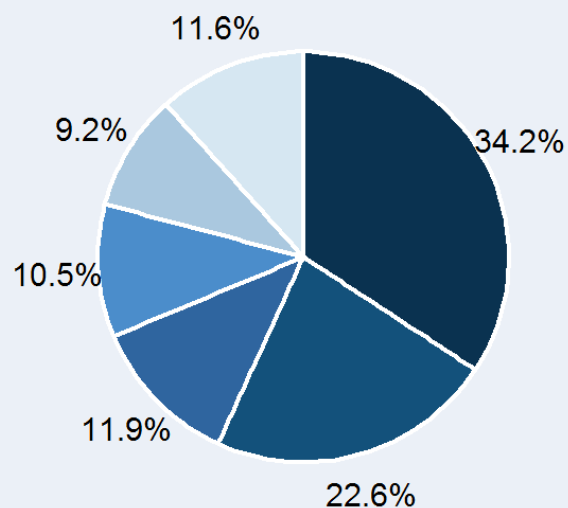


Source: UN Annual Statistical Report

DENMARK – UNOPS PROCUREMENT 2015

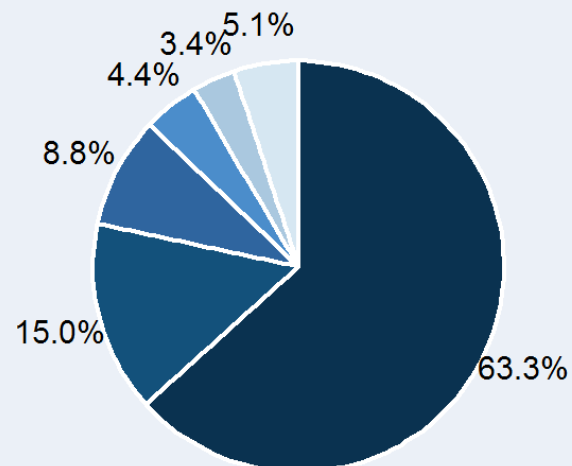
2 Categories distribution

Goods: \$9 million (USD)



- IT and communications equipment
- Motor vehicles and parts
- Building and construction machinery
- Medical equipment
- Pharmaceuticals incl contraceptives
- Other

Services: \$17.5 million (USD)



- Transportation and storage services
- Engineering and research services
- Environmental services
- Travel, food and lodging
- Management and admin services
- Other

Source: UN Annual Statistical Report



**Sweden:
UNOPS volume of procurement in 2015**

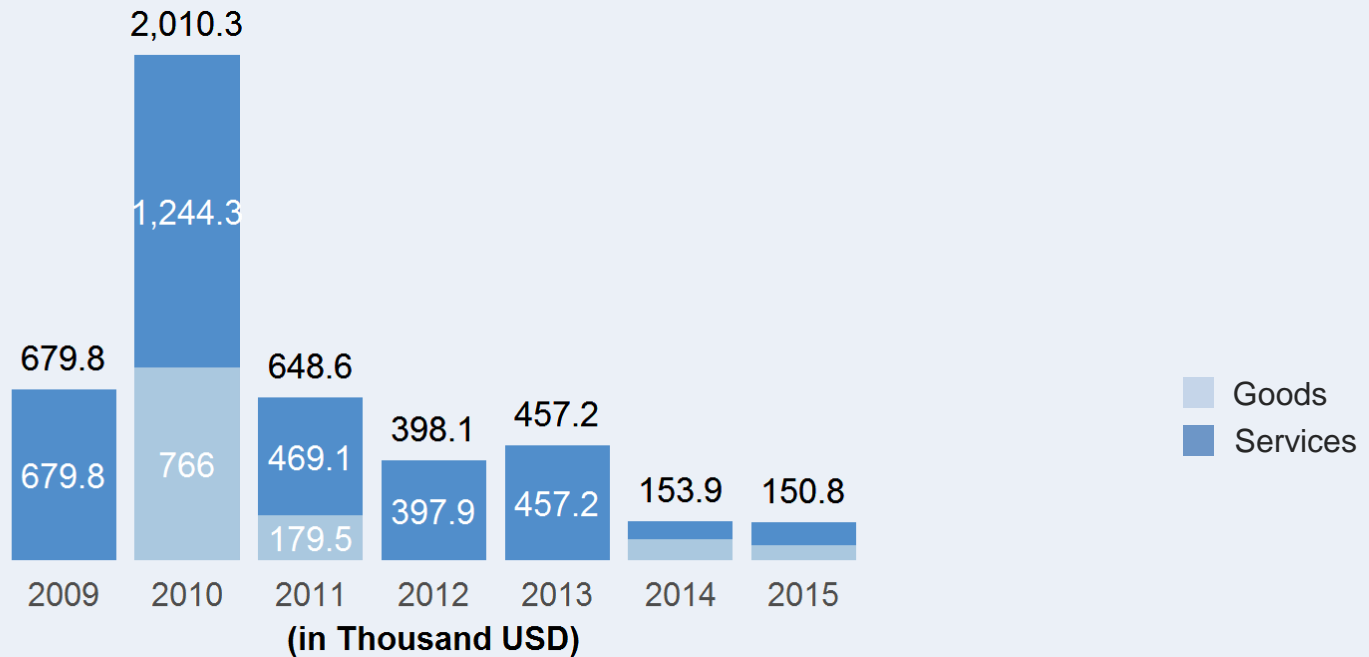
4

SWEDEN – UNOPS PROCUREMENT 2015

Share of total procurement of goods and services in 2015

\$0.15 Million | 0.02% of total UNOPS Procurement

1 Goods and services distribution

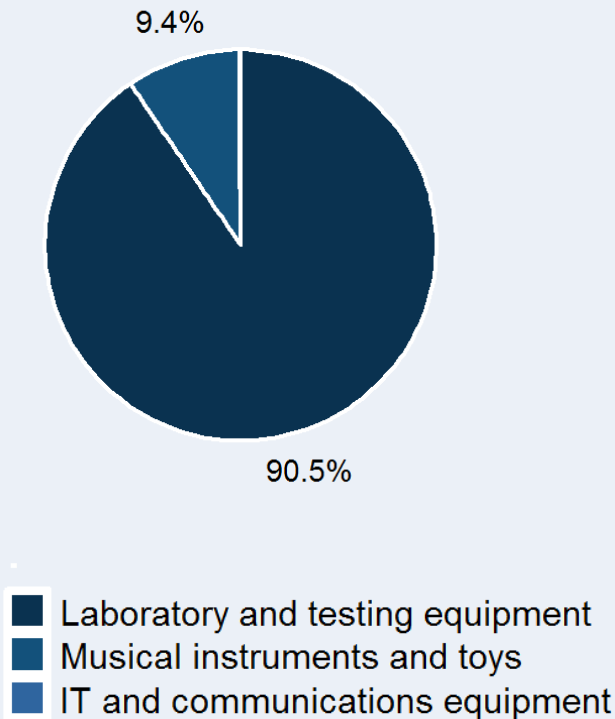


Source: UN Annual Statistical Report

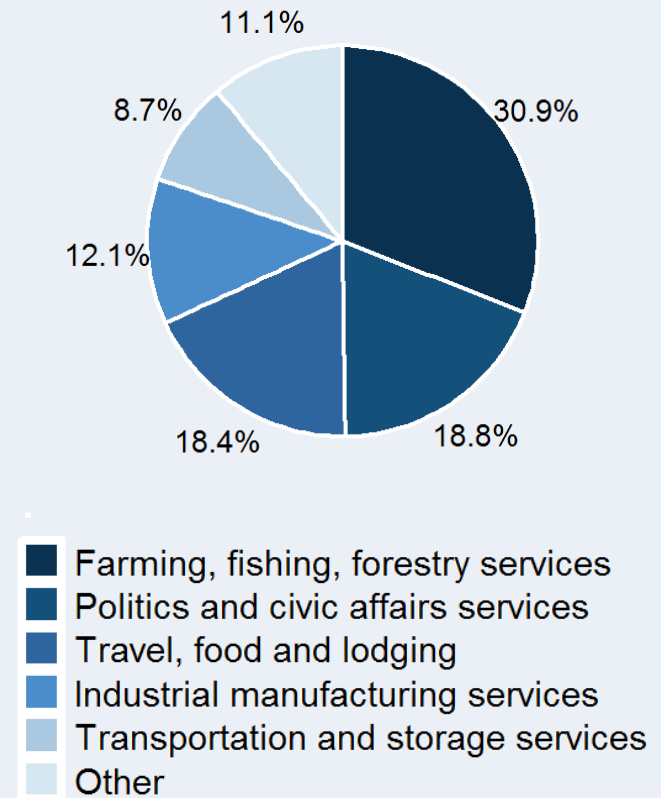
SWEDEN – UNOPS PROCUREMENT 2015

2 Categories distribution

Goods: \$59,702 (USD)



Services: \$91,094 (USD)



Percentages smaller than 3% are not shown in the charts

Source: UN Annual Statistical Report



**Norway:
UNOPS volume of procurement in 2015**

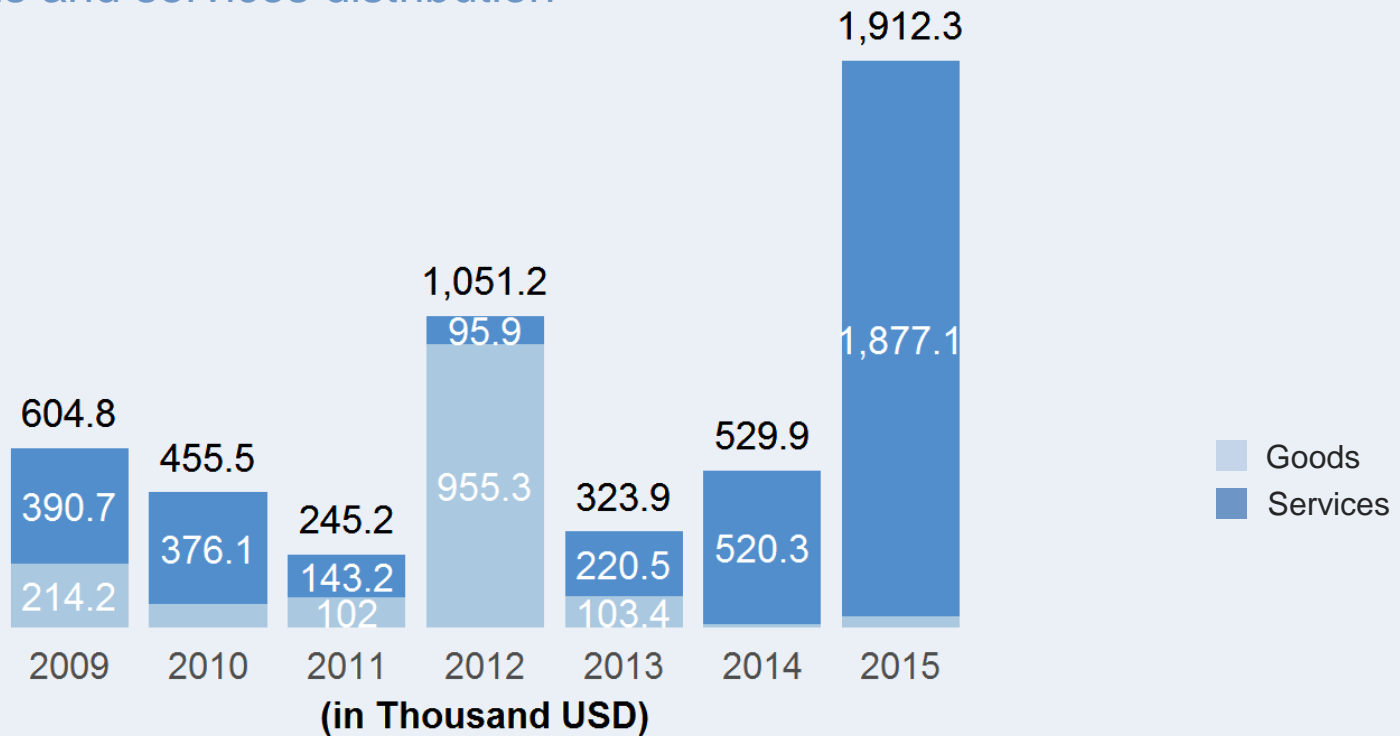
5

NORWAY – UNOPS PROCUREMENT 2015

Share of total procurement of goods and services in 2015

\$1.91 Million | 0.3% of total UNOPS Procurement

1 Goods and services distribution

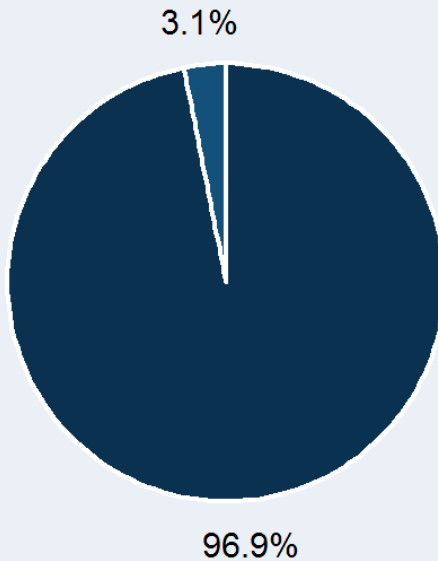


Source: UN Annual Statistical Report

NORWAY – UNOPS PROCUREMENT 2015

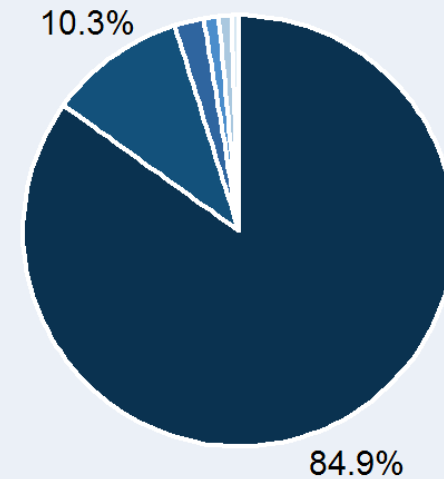
2 Categories distribution

Goods: \$1,877 (USD)



- Electrical systems components
- IT and communications equipment

Services: \$35,126 (USD)



- Environmental services
- Management and admin services
- Editorial, design, graphic services
- Transportation and storage services
- Public order and security services
- Other

Percentages smaller than 3% are not shown in the charts

Source: UN Annual Statistical Report



**Finland:
UNOPS volume of procurement in 2015**

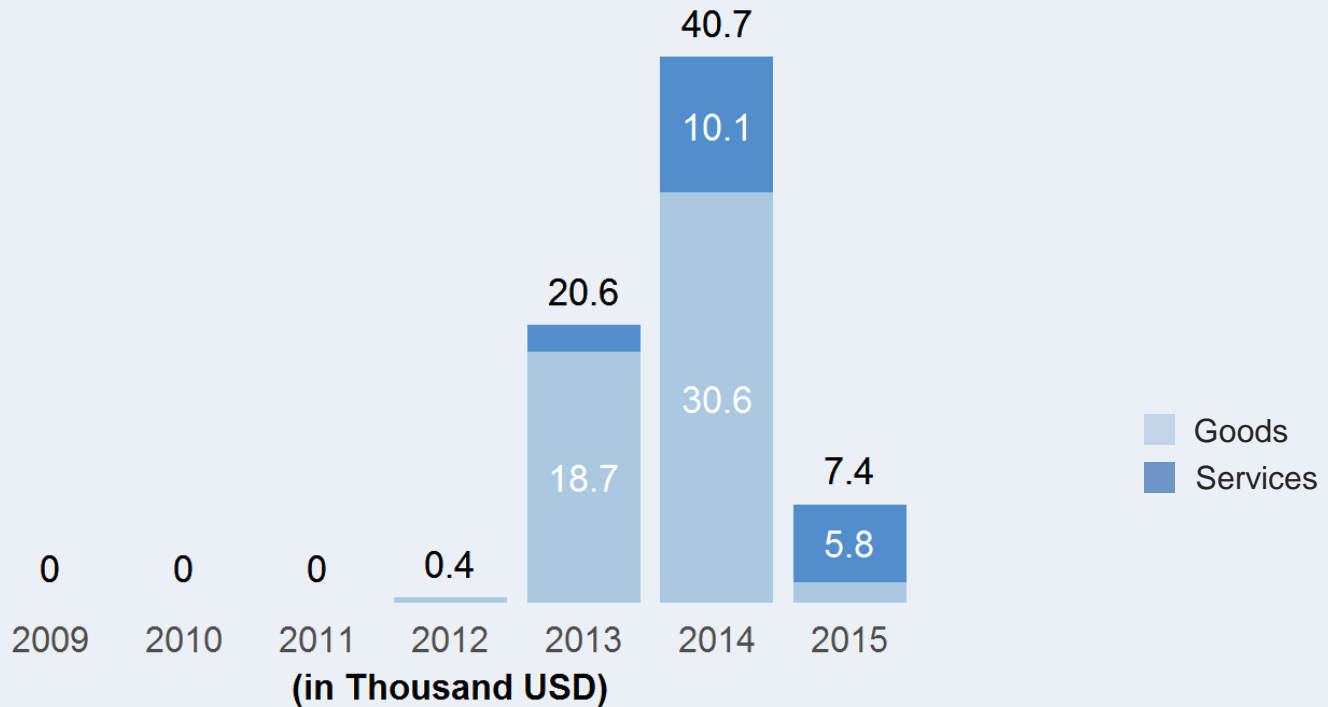
6

FINLAND – UNOPS PROCUREMENT 2015

Share of total procurement of goods and services in 2015

\$0.01 Million | 0.001% of total UNOPS Procurement

1 Goods and services distribution

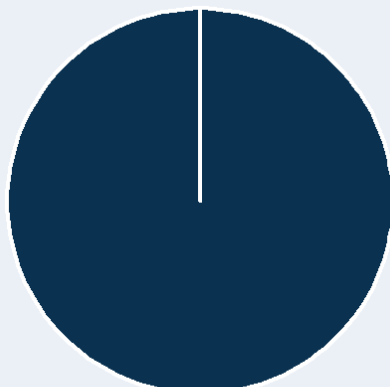


Source: UN Annual Statistical Report

FINLAND – UNOPS PROCUREMENT 2015

2 Categories distribution

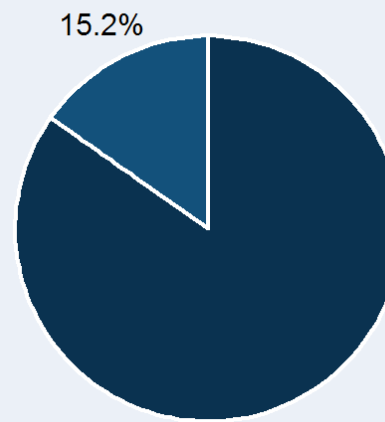
Goods: \$1,530 (USD)



100%

■ Musical instruments and toys

Services: \$5,839 (USD)



84.8%

15.2%

■ Education and training services
■ Transportation and storage services

Percentages smaller than 3% are not shown in the charts

Source: UN Annual Statistical Report

SUBSCRIBE TO OUR NEWSLETTER [HERE](#)

FOLLOW US ON SOCIAL MEDIA



Please contact us with any questions:

E-mail: procurement@unops.org

Web: www.unops.org

Dave Terpstra

Team Manager - Category Management
Procurement Group, UNOPS