

# Annual Statistical Report 2002



- Procurement of Goods & Services
  - All Sources of Funding
  - UNDP Funding
- Procurement from DAC Member Countries
- International & National Project Personnel
- United Nations Volunteers
- Fellowships

Published:  
August 2003  
by



Copyright © 2003  
by the United Nations Development Programme  
1 UN Plaza, New York, NY 10017, USA

All rights reserved. No part of this publication may be reproduced, stored in a retrieval system or transmitted, in any form or by any means, electronic, photocopying, recording or otherwise, without prior permission of UNDP/IAPSO.

# TABLE OF CONTENTS

---

<b>INTRODUCTION</b> .....	<b>1</b>
---------------------------	----------

---

<b>GLOSSARY OF TERMS</b> .....	<b>3</b>
--------------------------------	----------

---

<b>EXECUTIVE SUMMARY: ALL SOURCES OF FUNDING (UN SYSTEM)</b> .....	<b>5</b>
--	----------

---

## **PROCUREMENT OF GOODS AND SERVICES - ALL SOURCES OF FUNDING**

Procurement of goods by country of procurement and services by country of head office .....	13
Procurement by UN agency .....	16
Procurement of goods by country of procurement and source of funding .....	17
Procurement of goods by UN agency and country of procurement .....	20
Procurement of services by contractor's country of head office and source of funding .....	35
Procurement of services by UN agency and contractor's country of head office .....	38
Major Equipment ordered by UN agency .....	53
Major Subcontracts placed by UN agency .....	97
Top Ten Items/Product Groups procured by UN agency .....	112
Summary of Project Personnel by Nationality .....	119

---

<b>EXECUTIVE SUMMARY: UNDP FUNDING</b> .....	<b>123</b>
--	------------

---

## **PROCUREMENT OF GOODS AND SERVICES - UNDP FUNDING**

Procurement of goods by country of procurement and services by country of head office .....	127
Procurement by UN agency .....	130
Procurement of goods by UN agency and country of procurement .....	131
Procurement of services by UN agency and contractor's country of head office .....	140
National Execution: Total procurement of goods and services .....	146
National Execution: Cost of Goods and Services ordered by Country Office .....	149
Direct Execution: Total procurement of goods and services .....	152
Direct Execution: Cost of Goods and Services ordered by Country Office .....	155
National Execution: Major Equipment ordered .....	158
National Execution: Major contracts awarded .....	169
Direct Execution: Major Equipment ordered .....	190
Direct Execution: Major contracts awarded .....	194
Summary of Project Personnel by Nationality .....	201

---

<b>PROCUREMENT FROM DAC MEMBER COUNTRIES</b> .....	<b>205</b>
--	------------

---

Australia .....	206
Austria .....	207

Belgium .....	208
Canada .....	209
Denmark .....	210
Finland .....	211
France .....	212
Germany .....	213
Greece .....	214
Ireland .....	215
Italy .....	216
Japan .....	217
Luxemburg .....	218
Netherlands .....	219
New Zealand .....	220
Norway .....	221
Portugal .....	222
Spain .....	223
Sweden .....	224
Switzerland .....	225
United Kingdom .....	226
United States .....	227

---

<b>ANNEXES .....</b>	<b>228</b>
----------------------	------------

---

1. Abbreviations .....	229
2. Developing Countries .....	230
3. Industrialized Countries .....	232

# INTRODUCTION

## BACKGROUND

The first annual statistical report on procurement by UN agencies in respect of operational activities, prepared by the Inter-Agency Procurement Services Office (IAPSO) of the United Nations Development Programme, was submitted to the 39th session of the General Assembly (Doc. A/39/417) in 1984. By resolution 39/220 the General Assembly established the need for recurrent reporting of such information on operational activities and encouraged organizations of the UN system to co-operate with IAPSO in this important exercise.

To obtain more complete reporting on operational activities, data on other components of technical cooperation, such as project personnel, United Nations Volunteers and fellowships was included as from 1991. Experience has shown that it has proven very difficult for a great number of agencies and UNDP field office to provide data on personnel components in the required format. Several UN agencies encounter difficulties in apportioning cost of the personnel components in view of insufficient links between administrative and financial records. Resulting in less than representative data being available for presentation in the Annual Statistical Report.

## PREPARATIONS

Statistical data on procurement of goods and services and the personnel components for operational activities are requested from 42 UN organizations as well as by UNDP's network of Country Offices. To facilitate collection and compilation of the large number of data, IAPSO provides pro-forma tables available from the IAPSO website or on diskette, together with instructions for completing the reporting requirements.

The 2002 report compiles information provided by 31 UN organizations and 121 UNDP Country Offices. IAPSO relies entirely on the co-operation of the reporting entities and, in general, the responses have been encouraging and the quality of data has steadily improved from previous years. The information from UNDP Country Offices was provided for projects under National Execution (NEX) and Direct Execution (DEX) modalities.

Data collection from UN agencies involves processing of reports on procurement of goods and services received from supply divisions and procurement units. Data on procurement is reported based on country of procurement for goods and country of head office for services. Moreover, procurement orders and contracts for services are reported on the basis of contract amount and not on expenditures incurred. It is, at the present time, not feasible for most UN agencies to report data based on country of origin of goods nor on actual expenditures.

Data on procurement of goods and services are based on reports from ECLAC, ESCAP, ESCWA, FAO, IAEA, ICAO, ILO, ITU, OCHA, PAHO, UN/PD, UNCTAD, UNDP, UNDP/IAPSO, UNECA, UNECE, UNESCO, UNFPA, UNHCR, UNICEF, UNIDO, UNOG, UNON, UNOPS, UNOV, UNRWA, WFP, WHO, WIPO, WMO and WTO. No data were reported by CTBTO, IFAD, ICTY, IMO, UNDCP, and UPU.

Almost all UNDP country offices supplied data on the procurement of goods and services, except for the following based in these countries; Angola, Barbados, Burundi, Comoros, The Dominican Republic, Equatorial Guinea, Guinea-Bissau, Iraq, Cote d'Ivoire, Mali, Malawi, Nigeria, Qatar, Slovakia, Uganda and Zambia.

## TRENDS for 2002

The overall procurement volume of UN Agencies during 2002 decreased to USD 4.5 billion from USD 4.6 billion in 2001, representing an decrease of approx. 2.4%. This decrease is attributable to most UN agency experiencing a downturn in overall procurement volume.

Procurement from Developing countries has increased by almost USD 130 million in absolute terms with an increase in percentage terms of over 4% from the previous year. This is due to the overall increase in

total UN procurement volume. 2002 further distinguishes itself from previous years in that three developing countries amongst the top ten countries to supply the UN system, these are Panama, India and Brazil. Panama being the 4th major country of supply to the UN system, supplying consultancy services for a number of UNDP projects. India has moved from being the 2nd in 2001 to the 5th major country of supply, supplying primarily Emergency Shelter and Housing, Medical and Reproductive Health Equipment, Telecommunications Equipment and IT consultancies. Whereas Brazil is the 8th major country of supply to the UN system, supplying both Goods and Services to a number of UNDP projects.

# Glossary of Terms

<b>Procurement:</b>	Refers to the acquisition of goods and services.
<b>Goods:</b>	Comprises both equipment and supplies.
<b>Services:</b>	Concerns subcontracts with contractors or consulting firms and does not include hiring of individual experts and consultants.
<b>International Project Personnel:</b>	Experts and consultants hired internationally for technical cooperation activities.
<b>National Project Personnel:</b>	National personnel of all categories, including experts and consultants, hired locally for technical cooperation activities.
<b>United Nations Volunteers:</b>	Volunteers administered by the United Nations Volunteers for technical co-operation activities and humanitarian assistance.
<b>Fellowships:</b>	Scholarships and study tours awarded to individuals for study and training within various operational activity programmes. Group training activities, seminars, etc., which do not involve individual award of a scholarship are not included.
<b>Developing Country (DC)/ Economies in Transition:</b>	Relates to a country for which UNDP provides financial/technical assistance. The list of countries is attached as Annex 2.
<b>All sources of UN funding:</b>	Covers technical cooperation and other development assistance from regular, extra budgetary and trust funds, as well as emergency, humanitarian and peacekeeping operations.
<b>National Execution (NEX):</b>	Operational arrangement whereby the recipient government assumes responsibility for execution of technical assistance projects and programmes, mainly under UNDP funding.
<b>Direct Execution (DEX):</b>	Operational arrangement whereby UNDP in special circumstances assumes responsibility and accounts for the performance of the execution of technical assistance projects and programmes, mainly under UNDP funding.
<b>UNDP Funding:</b>	Funds allocated to technical cooperation from core funds, special programme resources and UNDP administered trust funds such as the Global Environmental Facility (GEF) and Montreal Protocol, including cost sharing contributions.
<b>Agency Programme (AP):</b>	Funds allocated to operational activities from the regular programme of the reporting agency.

# **EXECUTIVE SUMMARY**

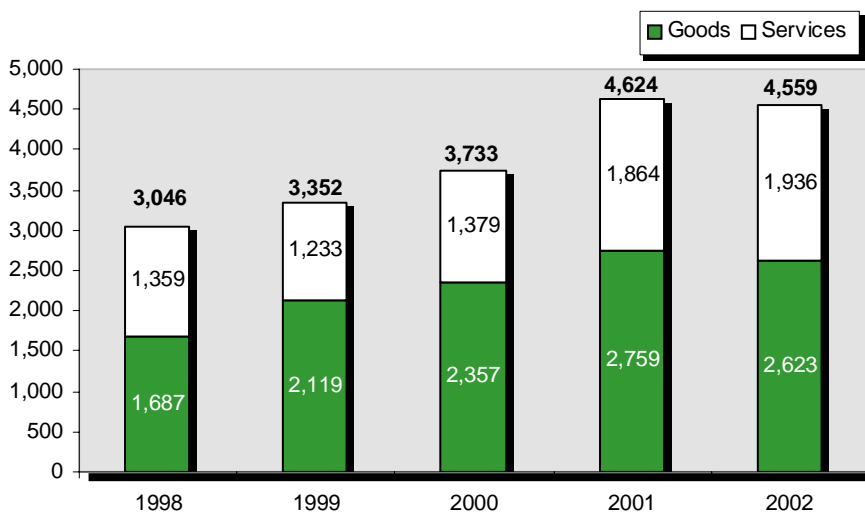
**All Sources of Funding**

**(UN SYSTEM)**

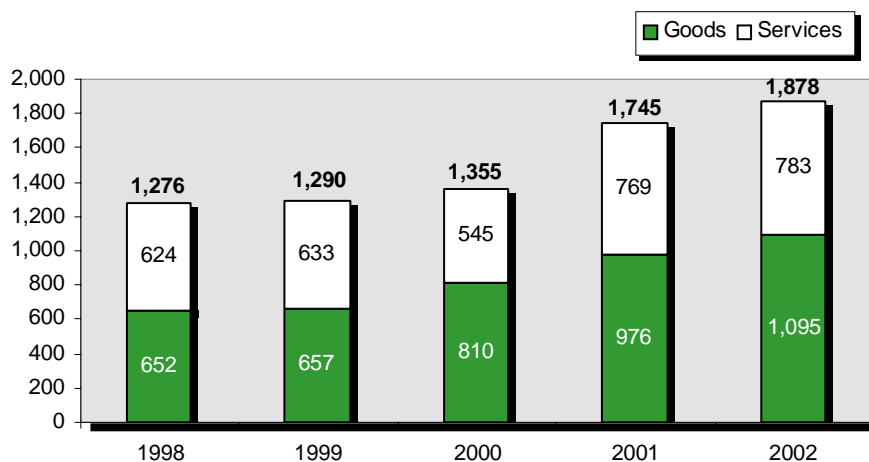




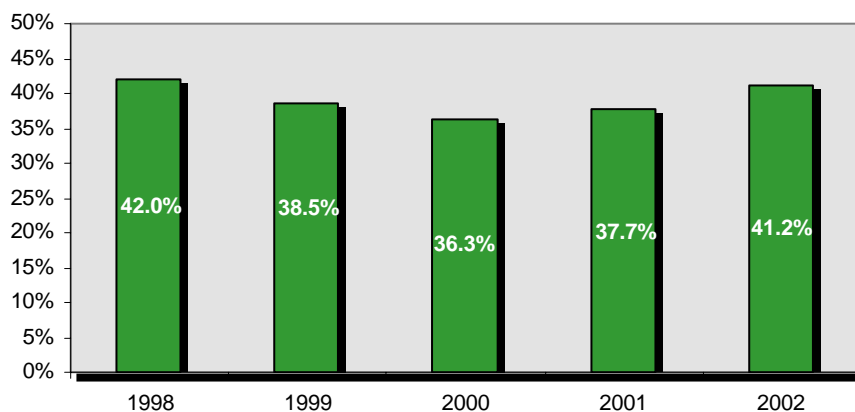
**TOTAL PROCUREMENT OF GOODS AND SERVICES**  
**for operational activities of the UN System**  
**(technical cooperation, humanitarian assistance and peace keeping operations)**  
**(USD Millions)**



**PROCUREMENT FROM DEVELOPING COUNTRIES**  
**(USD Millions)**



**PROCUREMENT FROM DEVELOPING COUNTRIES**  
**(Percentage of Total Procurement)**



# TOTAL PROCUREMENT BY UN AGENCY: 2001 - 2002

ALL SOURCES OF FUNDING					(USD Millions)			
AGENCY	2001				2002			
	GOODS	SERVICES	TOTAL	(%)	GOODS	SERVICES	TOTAL	(%)
ESCAP	2.15	2.53	4.68	0.10%	1.13	1.66	2.80	0.06%
ESCWA	1.10	1.39	2.48	0.05%	1.45	1.45	2.90	0.06%
ECE	Data included in UNOG figures				Data included in UNOG figures			
ECLAC	1.45	1.25	2.70	0.06%	0.78	1.25	2.04	0.04%
FAO	126.20	26.83	153.03	3.31%	83.71	18.27	101.98	2.24%
IAEA	52.85	13.23	66.08	1.43%	54.12	16.13	70.25	1.54%
ICAO	74.42	2.72	77.14	1.67%	30.87		30.87	0.68%
ICTR					10.31		10.31	0.23%
ICTY	Data not submitted				Data not submitted			
ILO	12.25	21.38	33.63	0.73%	7.10	39.65	46.74	1.03%
ITU	1.40	0.10	1.50	0.03%	0.84	3.74	4.58	0.10%
PAHO	211.26		211.26	4.57%	211.02		211.02	4.63%
UNCTAD	0.39	1.40	1.78	0.04%	0.29	0.54	0.82	0.02%
UNDP (a)	5.00	15.00	20.00	0.43%	6.43	39.81	46.24	1.01%
UNDP (DEX)	49.10	175.28	224.38	4.85%	48.58	72.26	120.85	2.65%
UNDP/IAPSO	95.20		95.20	2.06%	74.67	7.32	81.99	1.80%
UNDP (NEX)	175.97	348.11	524.08	11.33%	191.53	436.57	628.10	13.78%
UNECA	5.25	3.51	8.76	0.19%	2.76	2.22	4.98	0.11%
UNESCO (b)	29.95		29.95	0.65%	23.29		23.29	0.51%
UN/DPKO					Data included in UN/PD figures			
UNFPA	122.12	10.30	132.41	2.86%	96.47	16.39	112.86	2.48%
UNHCR	68.55	10.39	78.94	1.71%	65.56	7.52	73.08	1.60%
UNICEF	595.62		595.62	12.88%	540.60		540.60	11.86%
UNIDO	8.08	30.62	38.71	0.84%	8.85	32.32	41.17	0.90%
UN/PD	373.38	481.03	854.41	18.48%	324.72	487.90	812.62	17.82%
UNOG	10.62	30.06	40.68	0.88%	8.76	29.52	38.28	0.84%
UNON	4.95	155.88	160.82	3.48%	16.35	46.92	63.26	1.39%
UNOPS (c)	105.63	54.46	160.09	3.46%	152.35	230.66	383.01	8.40%
UNOV	3.10	1.77	4.87	0.11%	1.43	2.10	3.53	0.08%
UNRWA	65.55	33.48	99.03	2.14%	67.45		67.45	1.48%
UNU	No procurement data to report				0.47	0.00	0.47	0.01%
UNV	Data not submitted				1.02	3.19	4.21	0.09%
UPU	Data not submitted				Data not submitted			
WFP	361.77	442.21	803.97	17.39%	399.33	438.08	837.41	18.37%
WHO	87.41		87.41	1.89%	76.71		76.71	1.68%
WIPO	102.63		102.63	2.22%	110.09		110.09	2.41%
WMO	6.11	1.29	7.40	0.16%	4.03	0.41	4.44	0.10%
WTO	0.02		0.02	0.00%	0.02	0.07	0.09	0.00%
<b>TOTAL</b>	<b>2,759.48</b>	<b>1,864.21</b>	<b>4,623.69</b>	<b>100.00%</b>	<b>2,623.10</b>	<b>1,935.94</b>	<b>4,559.04</b>	<b>100.00%</b>

(a) UNDP procurement data comprises of UNDP HQ procurement, procurement under National Execution (NEX) and Direct Execution (DEX), for an explanation of these terms please see the glossary.

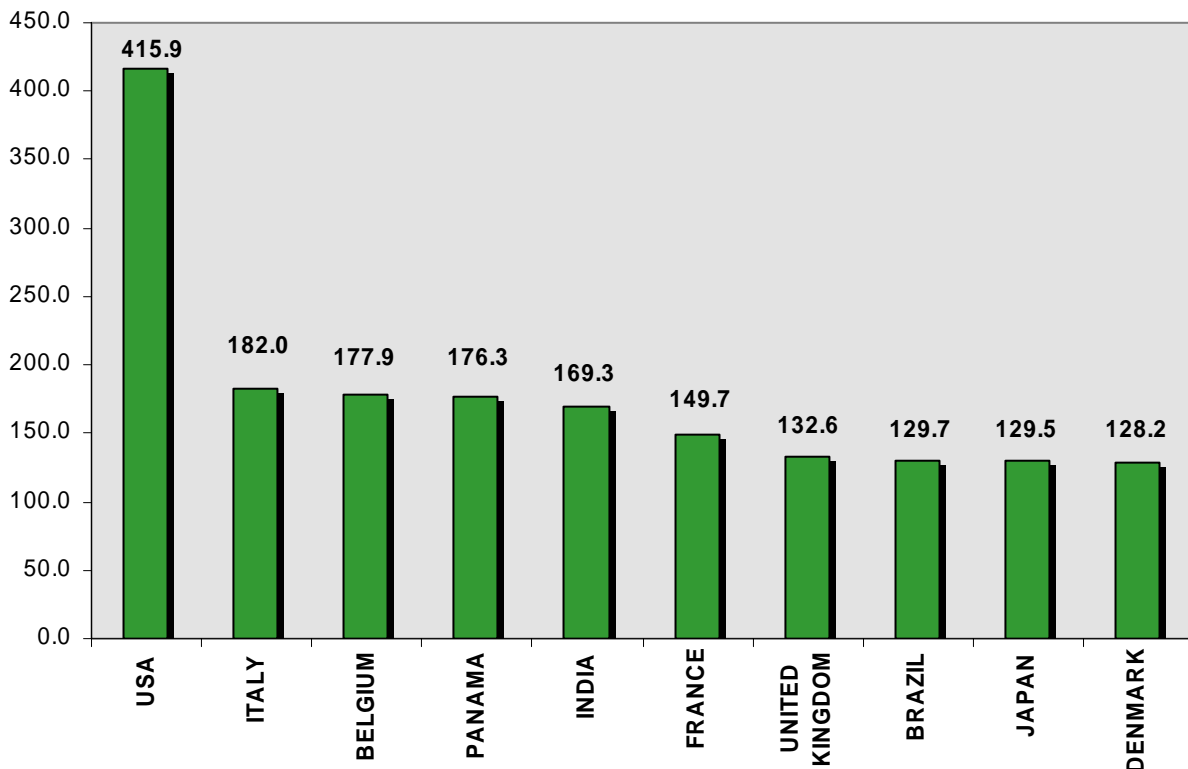
(b) UNESCO was not in a position to be able to supply data pertaining to the Contracting of Services for 2001, this is due to the installation of an SAP system.

(c) The statistics presented are representative of all UNOPS procurement of goods and services processed through the Reality procurement system. Procurements that are not processed through the Reality system — including local purchases processed through UNDP Country

**TEN MAJOR COUNTRIES OF SUPPLY TO THE UN SYSTEM : 2002**  
**UN System operational activities**  
**(technical cooperation, humanitarian assistance and peace keeping operations)**  
**(US Million)**

Countries	Goods	Services	Total	% of Total
USA	197.5	218.4	415.9	9.1%
ITALY	136.1	45.9	182.0	4.0%
BELGIUM	175.2	2.7	177.9	3.9%
PANAMA	3.3	173.1	176.3	3.9%
INDIA	144.8	24.5	169.3	3.7%
FRANCE	124.6	25.2	149.7	3.3%
UNITED KINGDOM	104.7	28.0	132.6	2.9%
BRAZIL	59.3	70.4	129.7	2.8%
JAPAN	128.4	1.1	129.5	2.8%
DENMARK	106.7	21.4	128.2	2.8%
<b>Top-Ten Total</b>	<b>1,180.6</b>	<b>610.6</b>	<b>1,791.2</b>	<b>39.3%</b>
<b>Grand Total</b>	<b>2,623.1</b>	<b>1,935.9</b>	<b>4,559.0</b>	<b>100.0%</b>

**TEN MAJOR COUNTRIES OF SUPPLY TO THE UN SYSTEM :**  
**UN System operational activities**  
**(US Million)**



# **TOTAL PROCUREMENT OF GOODS & SERVICES**

**All Sources of Funding  
(UN SYSTEM)**





**TOTAL PROCUREMENT OF GOODS BY COUNTRY OF PROCUREMENT  
AND SERVICES BY COUNTRY OF HEAD OFFICE : 2001 - 2002**

ALL SOURCES OF FUNDING					(USD Thousand)			
COUNTRY	2001				2002			
	GOODS	SERVICES	TOTAL	(%)	GOODS	SERVICES	TOTAL	(%)
JORDAN	27,943.40	6,409.48	34,352.88	0.74%	16,557.72	1,872.75	18,430.47	0.40%
KAZAKHSTAN	12,767.06	193.66	12,960.72	0.28%	11,830.88	608.78	12,439.66	0.27%
KENYA	20,821.10	6,238.11	27,059.21	0.59%	33,019.79	29,296.88	62,316.67	1.37%
KIRIBATI					5.92		5.92	0.00%
KUWAIT	7.38		7.38	0.00%	3,790.68	5,635.72	9,426.41	0.21%
KYRGYZSTAN	282.61	224.23	506.84	0.01%	464.93	89.40	554.33	0.01%
LAO P.D.R.	1,120.36		1,120.36	0.02%	989.93	438.56	1,428.49	0.03%
LATVIA	161.24	38.55	199.79	0.00%	175.36	637.85	813.21	0.02%
LEBANON	20,552.82	11,122.83	31,675.66	0.69%	21,652.12	4,607.62	26,259.74	0.58%
LESOTHO	464.02		464.02	0.01%	2,409.34	397.31	2,806.65	0.06%
LIBERIA	600.93		600.93	0.01%	475.32	14.38	489.70	0.01%
LIBYAN ARAB JAMAHIRIYA	48.05	20.75	68.80	0.00%	51.65		51.65	0.00%
LIECHTENSTEIN					923.56		923.56	0.02%
LITHUANIA	54.96	137.20	192.17	0.00%	146.85	273.91	420.75	0.01%
LUXEMBOURG	3,538.79	45.54	3,584.33	0.08%	5,248.91	39.54	5,288.44	0.12%
MACEDONIA (TFYR)	7,501.37	6,832.67	14,334.04	0.31%	5,206.95	1,035.43	6,242.38	0.14%
MADAGASCAR	2,231.19	1,734.69	3,965.88	0.09%	2,129.08	2,650.02	4,779.10	0.10%
MALAWI	4,752.26	643.10	5,395.36	0.12%	3,353.07		3,353.07	0.07%
MALAYSIA	5,063.85	260.37	5,324.22	0.12%	7,397.05	548.92	7,945.97	0.17%
MALDIVES	202.50	1.99	204.49	0.00%	99.38	107.40	206.78	0.00%
MALI	4,040.74	880.91	4,921.65	0.11%	3,111.53	12.58	3,124.11	0.07%
MALTA	2,042.13		2,042.13	0.04%	2,457.14	9.49	2,466.63	0.05%
MARSHALL ISLANDS					3.29		3.29	0.00%
MAURITANIA	347.16		347.16	0.01%	1,371.33		1,371.33	0.03%
MAURITIUS	257.80	10.30	268.10	0.01%	68.22	34.25	102.47	0.00%
MEXICO	5,018.04	1,119.03	6,137.07	0.13%	3,912.94	3,396.58	7,309.52	0.16%
MICRONESIA (FED. STATES OF)					37.82		37.82	0.00%
MOLDOVA (REPUBLIC OF)	687.21	373.38	1,060.58	0.02%	297.98	4,876.12	5,174.10	0.11%
MONACO	14,939.07	867.09	15,806.15	0.34%	9,051.43	6,243.99	15,295.42	0.34%
MONGOLIA	542.44	254.93	797.36	0.02%	800.72	945.71	1,746.43	0.04%
MOROCCO	4,645.57	1,061.16	5,706.73	0.12%	4,380.21	2,218.65	6,598.86	0.14%
MOZAMBIQUE	4,958.08	3,125.25	8,083.33	0.17%	6,099.75	6,831.59	12,931.34	0.28%
MYANMAR	2,479.87	0.90	2,480.77	0.05%	3,170.08		3,170.08	0.07%
NAMIBIA	832.26	112.82	945.07	0.02%	538.34	47.15	585.49	0.01%
NAURU								
NEPAL	11,808.67	2,661.04	14,469.71	0.31%	9,729.54	3,040.74	12,770.27	0.28%
NETHERLANDS	89,655.64	9,667.78	99,323.43	2.15%	69,478.86	9,683.46	79,162.32	1.74%
NEW ZEALAND	2,446.44	167.66	2,614.11	0.06%	2,056.08	295.64	2,351.72	0.05%
NICARAGUA	2,381.85	554.18	2,936.03	0.06%	2,033.13	2,468.29	4,501.42	0.10%
NIGER	5,428.98	828.45	6,257.43	0.14%	3,873.00	1,002.68	4,875.68	0.11%
NIGERIA	4,701.99	8,768.75	13,470.74	0.29%	1,602.62	1,563.39	3,166.01	0.07%
NORWAY	11,300.29	4,984.93	16,285.22	0.35%	8,833.19	1,832.90	10,666.09	0.23%
OMAN	865.30	79.00	944.30	0.02%	1,212.20	60.00	1,272.20	0.03%
PAKISTAN	33,165.81	110.19	33,276.00	0.72%	108.12	122.99	231.12	0.01%
PALAU	483.83	2,355.60	2,839.42		42,550.08	3,552.50	46,102.58	1.01%
PANAMA	4,218.27	92,350.03	96,568.30	2.09%	3,261.63	173,060.97	176,322.60	3.87%
PAPUA NEW GUINEA	145.06	61.97	207.03	0.00%	103.90		103.90	0.00%
PARAGUAY	6,599.65	2,772.19	9,371.84	0.20%	10,492.93	1,080.61	11,573.54	0.25%
PERU	3,155.37	13,539.50	16,694.87	0.36%	4,287.02	24,820.86	29,107.88	0.64%
PHILIPPINES	2,288.38	514.98	2,803.36	0.06%	1,607.27	1,160.90	2,768.16	0.06%
POLAND	672.50	703.67	1,376.17	0.03%	548.65	415.04	963.69	0.02%
PORTUGAL	2,057.90	1,320.00	3,377.90	0.07%	1,450.73	1,410.71	2,861.44	0.06%
QATAR	26.00		26.00	0.00%				
REPUBLIC OF KOREA	36,630.90	167.58	36,798.48	0.80%	23,947.50	571.67	24,519.17	0.54%
ROMANIA	977.56	1,067.67	2,045.24	0.04%	795.95	841.64	1,637.59	0.04%
RUSSIAN FEDERATION	9,713.20	100,323.23	110,036.43	2.38%	10,737.45	111,805.68	122,543.12	2.69%
RWANDA	1,587.81	9.00	1,596.81	0.03%	2,372.95		2,372.95	0.05%
SAMOA	7.76	1.10	8.86	0.00%	5.15		5.15	0.00%
SAN MARINO					4.79		4.79	0.00%
SAO TOME & PRINCIPE	92.02	19.08	111.10	0.00%	227.84	27.00	254.84	0.01%
SAUDI ARABIA	7,337.59	97.95	7,435.54	0.16%	2,741.42	292.22	3,033.64	0.07%
SENEGAL	3,227.07	927.47	4,154.54	0.09%	4,538.23	637.89	5,176.11	0.11%
SEYCHELLES					7.68	3.91	11.59	0.00%
SIERRA LEONE	21,821.03	2,675.19	24,496.22	0.53%	18,527.69	1,674.12	20,201.81	0.44%
SINGAPORE	6,939.17	421.65	7,360.81	0.16%	4,052.12	911.50	4,963.62	0.11%
SLOVAKIA	96.99	480.51	577.50	0.01%	474.20	216.13	690.33	0.02%
SLOVENIA	1,291.40	299.87	1,591.27	0.03%	568.35	468.62	1,036.97	0.02%
SOLOMON ISLANDS	10.16		10.16	0.00%	41.11		41.11	0.00%
SOMALIA	644.03	141.49	785.53	0.02%	1,035.92	989.17	2,025.09	0.04%
SOUTH AFRICA	30,936.24	31,430.27	62,366.51	1.35%	76,132.59	25,025.35	101,157.94	2.22%
SPAIN	12,482.02	2,486.67	14,968.69	0.32%	5,828.10	266.97	6,095.07	0.13%
SRI LANKA	2,507.04	978.77	3,485.81	0.08%	5,082.48	505.08	5,587.56	0.12%
ST KITTS & NEVIS	3.54		3.54	0.00%	9.64		9.64	0.00%
ST. LUCIA	5.53	34.40	39.94	0.00%				
ST. VINCENT & THE GRENADINES		63.00	63.00	0.00%	0.76		0.76	0.00%
SUDAN	6,649.07	50.00	6,699.07	0.14%	5,777.76	1,874.83	7,652.59	0.17%
SURINAME	273.95	3.80	277.75	0.01%	278.72	4.00	282.72	0.01%
SWAZILAND	52.19	53.70	105.89	0.00%	688.87	85.54	774.41	0.02%
SWEDEN	19,084.79	1,108.01	20,192.80	0.44%	86,796.80	3,771.40	90,568.20	1.99%
SWITZERLAND	129,759.28	45,595.91	175,355.19	3.79%	39,631.61	35,246.53	74,878.14	1.64%
SYRIAN ARAB REPUBLIC	3,624.35	3,143.58	6,767.93	0.15%	4,452.74	2,865.70	7,318.44	0.16%
TAJIKISTAN	291.57	255.79	547.37	0.01%	514.03	2,619.20	3,133.23	0.07%
THAILAND	19,172.59	3,092.98	22,265.57	0.48%	8,748.03	2,838.66	11,586.68	0.25%
TIMOR-LESTE					3,348.01	3,428.64	6,776.65	0.15%
TOGO	1,095.02	195.37	1,290.39	0.03%	4,923.10	925.70	5,848.80	0.13%

**TOTAL PROCUREMENT OF GOODS BY COUNTRY OF PROCUREMENT  
AND SERVICES BY COUNTRY OF HEAD OFFICE : 2001 - 2002**

ALL SOURCES OF FUNDING					(USD Thousand)			
COUNTRY	GOODS	2001 SERVICES	TOTAL	(%)	GOODS	2002 SERVICES	TOTAL	(%)
TONGA	2.75		2.75	0.00%	4.20	2.20	6.40	0.00%
TRINIDAD & TOBAGO	443.24	50.60	493.84	0.01%	1,085.98	360.06	1,446.04	0.03%
TUNISIA	567.04	467.98	1,035.02	0.02%	887.08	1,841.23	2,728.31	0.06%
TURKEY	44,404.38	2,275.21	46,679.59	1.01%	68,817.90	697.35	69,515.26	1.52%
TURKMENISTAN	206.33	436.37	642.70	0.01%	315.42	208.19	523.61	0.01%
TUVALU					3.14		3.14	0.00%
UGANDA	10,924.71	408.20	11,332.91	0.25%	12,490.02	637.78	13,127.81	0.29%
UKRAINE	2,169.16	244.70	2,413.86	0.05%	14,454.07	1,949.09	16,403.16	0.36%
UNITED ARAB EMIRATES	10,938.23	11,822.61	22,760.84	0.49%	10,145.51	24,609.82	34,755.33	0.76%
UNITED KINGDOM	120,195.69	50,930.42	171,126.11	3.70%	104,666.78	27,959.23	132,626.01	2.91%
UNITED REP. OF TANZANIA	10,262.50	669.71	10,932.22	0.24%	22,923.11	3,022.37	25,945.48	0.57%
URUGUAY	2,084.21	1,617.00	3,701.21	0.08%	11,516.56	1,393.74	12,910.30	0.28%
USA	269,659.59	188,420.64	458,080.23	9.91%	197,513.10	218,419.90	415,933.00	9.12%
UZBEKISTAN	1,166.24	207.52	1,373.76	0.03%	1,050.34	266.71	1,317.06	0.03%
VANUATU	20.01		20.01	0.00%	9.08	2.11	11.19	0.00%
VENEZUELA	5,037.26	1,158.92	6,196.18	0.13%	9,539.89	4,499.74	14,039.64	0.31%
VIET NAM	5,301.40	332.88	5,634.29	0.12%	3,131.17	1,298.06	4,429.23	0.10%
YEMEN	1,818.47	168.65	1,987.12	0.04%	3,486.22	430.38	3,916.60	0.09%
YUGOSLAVIA	14,889.46	2,993.98	17,883.44	0.39%	4,866.08	5,110.65	9,976.73	0.22%
ZAMBIA	5,515.40	216.66	5,732.06	0.12%	6,100.29	360.45	6,460.74	0.14%
ZIMBABWE	2,134.65	2,997.10	5,131.75	0.11%	1,916.27	583.15	2,499.42	0.05%
<b>SUB-TOTAL</b>	<b>2,668,387.45</b>	<b>1,357,832.69</b>	<b>4,026,220.14</b>	<b>87.08%</b>	<b>2,490,860.91</b>	<b>1,311,290.24</b>	<b>3,802,151.14</b>	<b>83.40%</b>
UNSPECIFIED COUNTRIES	69,199.80	477,977.41	547,177.20	11.83%	118,219.56	581,028.83	699,248.39	15.34%
GLOBAL PROJECTS	546.00	341.00	887.00	0.02%	26.31		26.31	0.00%
INTERREGIONAL PROJECTS	242.43	2,353.00	2,595.43	0.06%		3,433.91	3,433.91	0.08%
ARAB COUNTRIES	18,618.62	21,572.45	40,191.07	0.87%	13,954.41	35,041.52	48,995.94	1.07%
AFRICAN COUNTRIES	672.58	30.00	702.58	0.02%		1,100.00	1,100.00	0.02%
ASIAN COUNTRIES	1,440.60	1,490.00	2,930.60	0.06%	12.33	1,020.18	1,032.51	0.02%
EUROPEAN COUNTRIES	133.35	596.00	729.35	0.02%	26.26		26.26	0.00%
LATIN AMERICA AND THE CARIB.	239.99	2,013.00	2,252.99	0.05%		3,024.30	3,024.30	0.07%
<b>GRAND-TOTAL</b>	<b>2,759,480.82</b>	<b>1,864,205.55</b>	<b>4,623,686.36</b>	<b>100.00%</b>	<b>2,623,099.79</b>	<b>1,935,938.98</b>	<b>4,559,038.76</b>	<b>100.00%</b>
<b>INDUSTRIALIZED COUNTRIES:</b>	<b>1,713,153.31</b>	<b>614,932.78</b>	<b>2,328,086.10</b>		<b>1,409,555.05</b>	<b>568,943.02</b>	<b>1,978,498.07</b>	
Percentage	62.08%	32.99%	50.35%		53.74%	29.39%	43.40%	
<b>DEVELOPING COUNTRIES/ ECONOMIES IN TRANSITION</b>	<b>976,339.28</b>	<b>768,601.36</b>	<b>1,744,940.63</b>		<b>1,095,298.86</b>	<b>782,533.22</b>	<b>1,877,832.08</b>	
Percentage	35.38%	41.23%	37.74%		41.76%	40.42%	41.19%	
<b>ARAB STATES</b>	<b>130,945.25</b>	<b>220,943.06</b>	<b>351,888.30</b>		<b>100,863.01</b>	<b>124,038.79</b>	<b>224,901.80</b>	
Percentage	4.75%	11.85%	7.61%		3.85%	6.41%	4.93%	
<b>AFRICA</b>	<b>209,676.29</b>	<b>98,727.62</b>	<b>308,403.91</b>		<b>292,396.94</b>	<b>124,228.80</b>	<b>416,625.74</b>	
Percentage	7.60%	5.30%	6.67%		11.15%	6.42%	9.14%	
<b>ASIA &amp; PACIFIC</b>	<b>355,041.41</b>	<b>120,322.53</b>	<b>475,363.94</b>		<b>323,734.81</b>	<b>76,907.69</b>	<b>400,642.50</b>	
Percentage	12.87%	6.45%	10.28%		12.34%	3.97%	8.79%	
<b>EUROPE &amp; CIS</b>	<b>116,311.08</b>	<b>64,435.30</b>	<b>180,746.38</b>		<b>150,594.73</b>	<b>53,191.09</b>	<b>203,785.82</b>	
Percentage	4.21%	3.46%	3.91%		5.74%	2.75%	4.47%	
<b>LATIN AMERICA &amp; THE CARIB.</b>	<b>164,365.25</b>	<b>264,172.84</b>	<b>428,538.09</b>		<b>224,358.23</b>	<b>400,738.21</b>	<b>625,096.43</b>	
Percentage	5.96%	14.17%	9.27%		8.55%	20.70%	13.71%	
<b>OTHERS</b>	<b>69,988.23</b>	<b>480,671.41</b>	<b>550,659.64</b>		<b>118,245.88</b>	<b>584,462.74</b>	<b>702,708.61</b>	
Percentage	2.54%	25.78%	11.91%		4.51%	30.19%	15.41%	

**TOTAL PROCUREMENT BY AGENCY, INCLUDING NEX : 2001 - 2002**

ALL SOURCES OF FUNDING					(USD Thousand)			
AGENCY	2001			%	2002			%
	GOODS	SERVICES	TOTAL	PROCURED IN DEVELOPING COUNTRIES	GOODS	SERVICES	TOTAL	PROCURED IN DEVELOPING COUNTRIES
ESCAP	2.15	2.53	4.68	94.39%	1.13	1.66	2.80	93.90%
ESCWA	1.10	1.39	2.48	91.35%	1.45	1.45	2.90	96.17%
ECE	Data included in UNOG figures				Data included in UNOG figures			
ECLAC	1.45	1.25	2.70	72.05%	0.78	1.25	2.04	75.85%
FAO	126.20	26.83	153.03	26.86%	83.71	18.27	101.98	33.40%
IAEA	52.85	13.23	66.08	8.81%	54.12	16.13	70.25	9.43%
ICAO	74.42	2.72	77.14	7.28%	30.87		30.87	29.02%
ICTR	Data not submitted				10.31		10.31	74.28%
ICTY	Data not submitted				Data not submitted			
ILO	12.25	21.38	33.63	55.21%	7.10	39.65	46.74	45.14%
ITU	1.40	0.10	1.50	99.71%	0.84	3.74	4.58	51.79%
PAHO	211.26		211.26	37.71%	211.02		211.02	40.80%
UNCTAD	0.39	1.40	1.78	41.81%	0.29	0.54	0.82	82.81%
UNDP (a)	5.00	15.00	20.00	65.84%	6.43	39.81	46.24	1.47%
UNDP (DEX)	49.10	175.28	224.38		48.58	72.26	120.85	70.95%
UNDP (NEX)	175.97	348.11	524.08	76.20%	191.53	436.57	628.10	92.75%
UNDP/IAPSO	95.20		95.20	15.60%	74.67	7.32	81.99	12.06%
UNECA	5.25	3.51	8.76	37.69%	2.76	2.22	4.98	50.26%
UNESCO (b)	29.95		29.95	50.01%	23.29		23.29	28.28%
UN/DPKO	Data included in UN/PD figures				Data included in UN/PD figures			
UNFPA	122.12	10.30	132.41	21.60%	96.47	16.39	112.86	31.50%
UNHCR	68.55	10.39	78.94	36.04%	65.56	7.52	73.08	26.43%
UNICEF	595.62		595.62	46.04%	540.60		540.60	42.66%
UNIDO	8.08	30.62	38.71	65.42%	8.85	32.32	41.17	59.52%
UN/PD	373.38	481.03	854.41	27.42%	324.72	487.90	812.62	34.58%
UNOG	10.62	30.06	40.68	1.77%	8.76	29.52	38.28	1.86%
UNON	4.95	155.88	160.82	98.75%	16.35	46.92	63.26	77.57%
UNOPS (c)	105.63	54.46	160.09	24.17%	152.35	230.66	383.01	9.78%
UNOV	3.10	1.77	4.87	2.09%	1.43	2.10	3.53	1.35%
UNRWA	65.55	33.48	99.03	73.68%	67.45		67.45	70.61%
UNU	No procurement data to report				0.47	0.00	0.47	1.19%
UNV	Data not submitted				1.02	3.19	4.21	
UPU	Data not submitted				Data not submitted			
WFP	361.77	442.21	803.97	21.57%	399.33	438.08	837.41	29.63%
WHO	87.41		87.41	6.03%	76.71		76.71	4.39%
WIPO	102.63		102.63	1.72%	110.09		110.09	31.13%
WMO	6.11	1.29	7.40	21.18%	4.03	0.41	4.44	26.39%
WTO	0.02		0.02	76.60%	0.02	0.07	0.09	68.26%
<b>TOTAL</b>	<b>2,759.48</b>	<b>1,864.21</b>	<b>4,623.69</b>	<b>37.74%</b>	<b>2,623.10</b>	<b>1,935.94</b>	<b>4,559.04</b>	<b>41.19%</b>

(a) UNDP procurement data comprises of UNDP HQ procurement, procurement under National Execution (NEX) and Direct Execution (DEX), for an explanation of these terms please see the glosary.

(b) UNESCO was not in a position to be able to supply data pertaining to the Contracting of Services for 2001, this is due to the installation of an SAP system.



PROCUREMENT OF GOODS BY COUNTRY OF PROCUREMENT AND SOURCE OF FUNDS : 2002

ALL SOURCES OF FUNDING		(USD Thousand)		
COUNTRY	SOURCE OF FUNDING		TOTAL	(%)
	UNDP	AP		
AFGHANISTAN		3,818.99	3,818.99	0.15%
ALBANIA	828.65	283.38	1,112.03	0.04%
ALGERIA	92.07	645.68	737.74	0.03%
ANDORRA				
ANGOLA		4,338.83	4,338.83	0.17%
ANTIGUA & BARBUDA		1.61	1.61	0.00%
ARGENTINA	22.78	7,407.77	7,430.55	0.28%
ARMENIA	731.44	216.12	947.56	0.04%
AUSTRALIA	572.46	11,093.09	11,665.55	0.44%
AUSTRIA	383.66	20,740.42	21,124.07	0.81%
AZERBAIJAN	1,294.25	916.13	2,210.38	0.08%
BAHAMAS	104.94	228.58	333.52	0.01%
BAHRAIN		27.13	27.13	0.00%
BANGLADESH	815.05	5,556.48	6,371.52	0.24%
BARBADOS		1,138.23	1,138.23	0.04%
BELARUS	475.35	6,988.76	7,464.11	0.28%
BELGIUM	57.92	175,140.48	175,198.41	6.68%
BELIZE		470.64	470.64	0.02%
BENIN	93.08	515.07	608.15	0.02%
BHUTAN	364.82	853.01	1,217.83	0.05%
BOLIVIA	102.26	2,950.04	3,052.31	0.12%
BOSNIA AND HERZEGOVINA	1,452.47	2,044.56	3,497.02	0.13%
BOTSWANA	880.52	1,294.87	2,175.39	0.08%
BRAZIL	35,848.62	23,420.13	59,268.75	2.26%
BRUNEI DARUSSALAM		25.47	25.47	0.00%
BULGARIA	848.60	465.58	1,314.18	0.05%
BURKINA FASO	166.00	2,915.68	3,081.68	0.12%
BURUNDI	78.01	3,282.17	3,360.18	0.13%
CAMBODIA	45.22	5,727.73	5,772.95	0.22%
CAMEROON	20.33	2,493.71	2,514.04	0.10%
CANADA	1,342.70	41,108.20	42,450.90	1.62%
CAPE VERDE	60.89	325.38	386.27	0.01%
CENTRAL AFRICAN REPUBLIC	104.10	3,312.07	3,416.16	0.13%
CHAD	31.40	1,183.49	1,214.89	0.05%
CHILE	378.51	2,014.58	2,393.09	0.09%
CHINA	722.27	21,205.32	21,927.58	0.84%
COLOMBIA	9,316.08	3,103.98	12,420.07	0.47%
COMOROS	218.65	201.64	420.29	0.02%
CONGO		493.03	493.03	0.02%
CONGO, DEM. REP.	55.55	28,343.46	28,399.00	1.08%
COSTA RICA	362.03	1,166.40	1,528.43	0.06%
COTE D'IVOIRE	0.34	1,436.99	1,437.33	0.05%
CROATIA	254.33	1,717.61	1,971.95	0.08%
CUBA	880.40	2,443.16	3,323.56	0.13%
CYPRUS	3.40	11,490.15	11,493.55	0.44%
CZECH REPUBLIC		278.54	278.54	0.01%
DENMARK	11,125.20	95,599.30	106,724.50	4.07%
DJIBOUTI		283.52	283.52	0.01%
DOMINICA		6.78	6.78	0.00%
DOMINICAN REPUBLIC		1,854.35	1,854.35	0.07%
DPR KOREA	5.25	10,732.59	10,737.84	0.41%
ECUADOR	185.04	3,833.26	4,018.30	0.15%
EGYPT	750.39	4,040.40	4,790.78	0.18%
EL SALVADOR	2,798.90	2,695.56	5,494.46	0.21%
EQUATORIAL GUINEA		2.06	2.06	0.00%
ERITREA	264.17	6,892.64	7,156.81	0.27%
ESTONIA	4.59	1.38	5.98	0.00%
ETHIOPIA	673.38	20,044.78	20,718.16	0.79%
FIJI	8.65	187.19	195.85	0.01%
FINLAND	42.56	16,409.11	16,451.68	0.63%
FRANCE	4,567.16	120,014.94	124,582.10	4.75%
GABON		134.37	134.37	0.01%
GAMBIA	30.10	782.25	812.35	0.03%
GEORGIA	637.79	5,753.14	6,390.93	0.24%
GERMANY	8,830.88	73,260.51	82,091.40	3.13%
GHANA	135.02	1,554.39	1,689.41	0.06%
GREECE	2,993.58	1,263.75	4,257.33	0.16%
GRENADA		2.86	2.86	0.00%
GUATEMALA	34,170.62	6,031.17	40,201.79	1.53%
GUINEA	88.13	650.16	738.29	0.03%
GUINEA-BISSAU		400.23	400.23	0.02%
GUYANA	18.09	1,425.56	1,443.65	0.06%
HAITI	138.20	4,567.00	4,705.21	0.18%
HONDURAS	22,200.38	2,004.32	24,204.70	0.92%
HUNGARY		897.17	897.17	0.03%
ICELAND	34.18	8.49	42.66	0.00%
INDIA	6,957.96	137,888.69	144,846.65	5.52%
INDONESIA	555.64	16,628.23	17,183.86	0.66%
IRAN (ISLAMIC REPUBLIC OF)	169.48	1,217.62	1,387.09	0.05%
IRAQ		3,511.09	3,511.09	0.13%
IRELAND	2.68	1,337.24	1,339.92	0.05%
ISRAEL	1,133.32	15,782.97	16,916.30	0.64%
ITALY	4,518.84	131,564.74	136,083.57	5.19%
JAMAICA		4,646.18	4,646.18	0.18%
JAPAN	18,369.57	110,035.71	128,405.28	4.90%

PROCUREMENT OF GOODS BY COUNTRY OF PROCUREMENT AND SOURCE OF FUNDS : 2002

ALL SOURCES OF FUNDING		(USD Thousand)		
COUNTRY	SOURCE OF FUNDING		TOTAL	(%)
	UNDP	AP		
JORDAN	2,886.11	13,671.61	16,557.72	0.63%
KAZAKHSTAN	196.55	11,634.33	11,830.88	0.45%
KENYA	598.40	32,421.38	33,019.79	1.26%
KIRIBATI	2.60	3.32	5.92	0.00%
KUWAIT	64.41	3,726.27	3,790.68	0.14%
KYRGYZSTAN		464.93	464.93	0.02%
LAO P.D.R.	210.50	779.43	989.93	0.04%
LATVIA	105.27	70.09	175.36	0.01%
LEBANON	396.61	21,255.51	21,652.12	0.83%
LESOTHO	198.60	2,210.74	2,409.34	0.09%
LIBERIA		475.32	475.32	0.02%
LIBYAN ARAB JAMAHIRIYA		51.65	51.65	0.00%
LIECHTENSTEIN		923.56	923.56	0.04%
LITHUANIA	134.77	12.07	146.85	0.01%
LUXEMBOURG		5,248.91	5,248.91	0.20%
MACEDONIA (TFYR)	28.28	5,178.67	5,206.95	0.20%
MADAGASCAR	283.41	1,845.67	2,129.08	0.08%
MALAWI		3,353.07	3,353.07	0.13%
MALAYSIA	358.93	7,038.12	7,397.05	0.28%
MALDIVES	20.82	78.56	99.38	0.00%
MALI		3,111.53	3,111.53	0.12%
MALTA		2,457.14	2,457.14	0.09%
MARSHALL ISLANDS	3.29		3.29	0.00%
MAURITANIA	781.52	589.81	1,371.33	0.05%
MAURITIUS	2.50	65.72	68.22	0.00%
MEXICO	536.66	3,376.27	3,912.94	0.15%
MICRONESIA (FED. STATES OF)	30.56	7.26	37.82	0.00%
MOLDOVA (REPUBLIC OF)	173.56	124.42	297.98	0.01%
MONACO	7.62	9,043.81	9,051.43	0.35%
MONGOLIA	72.13	728.59	800.72	0.03%
MOROCCO	449.09	3,931.12	4,380.21	0.17%
MOZAMBIQUE	947.14	5,152.61	6,099.75	0.23%
MYANMAR	7.90	3,162.18	3,170.08	0.12%
NAMIBIA	12.41	525.93	538.34	0.02%
NAURU				
NEPAL	74.99	9,654.55	9,729.54	0.37%
NETHERLANDS	1,699.07	67,779.79	69,478.86	2.65%
NEW ZEALAND	143.43	1,912.65	2,056.08	0.08%
NICARAGUA	294.95	1,738.18	2,033.13	0.08%
NIGER	571.53	3,301.47	3,873.00	0.15%
NIGERIA		1,602.62	1,602.62	0.06%
NORWAY		8,833.19	8,833.19	0.34%
OMAN		1,212.20	1,212.20	0.05%
PALAU	27.98	80.14	108.12	0.00%
PAKISTAN	803.22	41,746.86	42,550.08	1.62%
PANAMA	1,621.82	1,639.81	3,261.63	0.12%
PAPUA NEW GUINEA		103.90	103.90	0.00%
PARAGUAY	9,756.95	735.98	10,492.93	0.40%
PERU	496.02	3,791.00	4,287.02	0.16%
PHILIPPINES	463.01	1,144.25	1,607.27	0.06%
POLAND	15.40	533.25	548.65	0.02%
PORTUGAL		1,450.73	1,450.73	0.06%
QATAR				
REPUBLIC OF KOREA	109.28	23,838.22	23,947.50	0.91%
ROMANIA	178.28	617.67	795.95	0.03%
RUSSIAN FEDERATION	632.58	10,104.87	10,737.45	0.41%
RWANDA	219.86	2,153.08	2,372.95	0.09%
SAMOA		5.15	5.15	0.00%
SAN MARINO		4.79	4.79	0.00%
SAO TOME & PRINCIPE	117.04	110.79	227.84	0.01%
SAUDI ARABIA	2,130.07	611.35	2,741.42	0.10%
SENEGAL	107.36	4,430.87	4,538.23	0.17%
SEYCHELLES	1.23	6.45	7.68	0.00%
SIERRA LEONE	405.00	18,122.69	18,527.69	0.71%
SINGAPORE	284.14	3,767.98	4,052.12	0.15%
SLOVAKIA		474.20	474.20	0.02%
SLOVENIA	231.98	336.37	568.35	0.02%
SOLOMON ISLANDS	37.68	3.43	41.11	0.00%
SOMALIA	321.72	714.20	1,035.92	0.04%
SOUTH AFRICA	359.46	75,773.13	76,132.59	2.90%
SPAIN	167.09	5,661.01	5,828.10	0.22%
SRI LANKA	2,919.52	2,162.96	5,082.48	0.19%
ST KITTS & NEVIS		9.64	9.64	0.00%
ST. LUCIA				
ST. VINCENT & THE GRENADINES		0.76	0.76	0.00%
SUDAN	335.94	5,441.82	5,777.76	0.22%
SURINAME	14.34	264.38	278.72	0.01%
SWAZILAND	67.73	621.13	688.87	0.03%
SWEDEN	703.82	86,092.98	86,796.80	3.31%
SWITZERLAND	2,805.64	36,825.97	39,631.61	1.51%
SYRIAN ARAB REPUBLIC	562.85	3,889.89	4,452.74	0.17%
TAJKISTAN	182.76	331.27	514.03	0.02%
THAILAND	182.35	8,565.68	8,748.03	0.33%
TIMOR-LESTE	119.01	3,229.01	3,348.01	0.13%
TOGO	174.31	4,748.79	4,923.10	0.19%

PROCUREMENT OF GOODS BY COUNTRY OF PROCUREMENT AND SOURCE OF FUNDS : 2002

ALL SOURCES OF FUNDING			(USD Thousand)	
COUNTRY	SOURCE OF FUNDING		TOTAL	(%)
	UNDP	AP		
TONGA	4.20		4.20	0.00%
TRINIDAD & TOBAGO	6.22	1,079.77	1,085.98	0.04%
TUNISIA	148.89	738.19	887.08	0.03%
TURKEY	21,201.11	47,616.79	68,817.90	2.62%
TURKMENISTAN	69.38	246.04	315.42	0.01%
TUVALU	3.14		3.14	0.00%
UNITED ARAB EMIRATES	3,372.99	9,117.03	12,490.02	0.48%
UGANDA		14,454.07	14,454.07	0.55%
UKRAINE	279.15	9,866.37	10,145.51	0.39%
UNITED KINGDOM	13,907.94	90,758.84	104,666.78	3.99%
UNITED REP. OF TANZANIA	421.00	22,502.11	22,923.11	0.87%
URUGUAY	53.00	11,463.56	11,516.56	0.44%
USA	23,998.56	173,514.54	197,513.10	7.53%
UZBEKISTAN	169.51	880.84	1,050.34	0.04%
VANUATU		9.08	9.08	0.00%
VENEZUELA	6,861.28	2,678.62	9,539.89	0.36%
VIET NAM	121.48	3,009.69	3,131.17	0.12%
YEMEN	329.34	3,156.88	3,486.22	0.13%
YUGOSLAVIA	1,147.77	3,718.31	4,866.08	0.19%
ZAMBIA		6,100.29	6,100.29	0.23%
ZIMBABWE		1,916.27	1,916.27	0.07%
<b>SUB-TOTAL</b>	<b>290,362.92</b>	<b>2,200,497.99</b>	<b>2,490,860.91</b>	<b>94.96%</b>
UNSPECIFIED COUNTRIES	5,434.54	112,785.02	118,219.56	4.51%
GLOBAL PROJECTS	26.31		26.31	0.00%
INTERREGIONAL PROJECTS				
ARAB COUNTRIES	1,907.04	12,047.37	13,954.41	0.53%
AFRICAN COUNTRIES				
ASIAN COUNTRIES	12.33		12.33	0.00%
EUROPEAN COUNTRIES	26.26		26.26	0.00%
LATIN AMERICA AND THE CARIBBEAN				
<b>GRAND-TOTAL</b>	<b>297,769.41</b>	<b>2,325,330.38</b>	<b>2,623,099.79</b>	<b>100.00%</b>
<b>INDUSTRIALIZED COUNTRIES:</b>	<b>98,040.47</b>	<b>1,311,514.58</b>	<b>1,409,555.05</b>	
Percentage	32.92%	56.40%	53.74%	
<b>DEVELOPING COUNTRIES/ ECONOMIES IN TRANSITION</b>	<b>194,268.08</b>	<b>901,030.78</b>	<b>1,095,298.86</b>	
Percentage	65.24%	38.75%	41.76%	
<b>ARAB STATES</b>	<b>10,823.15</b>	<b>90,039.85</b>	<b>100,863.01</b>	<b>0.04</b>
Percentage	3.63%	3.87%	3.85%	3.85%
<b>AFRICA</b>	<b>11,541.16</b>	<b>280,855.78</b>	<b>292,396.94</b>	<b>0.11</b>
Percentage	3.88%	12.08%	11.15%	11.15%
<b>ASIA &amp; PACIFIC</b>	<b>15,221.77</b>	<b>308,513.03</b>	<b>323,734.81</b>	<b>0.12</b>
Percentage	5.11%	13.27%	12.34%	12.34%
<b>EUROPE &amp; CIS</b>	<b>30,391.75</b>	<b>120,202.98</b>	<b>150,594.73</b>	<b>0.06</b>
Percentage	10.21%	5.17%	5.74%	5.74%
<b>LATIN AMERICA &amp; THE CARIBBEAN</b>	<b>126,168.11</b>	<b>98,190.12</b>	<b>224,358.23</b>	<b>0.09</b>
Percentage	42.37%	4.22%	8.55%	8.55%
<b>OTHERS</b>	<b>5,460.86</b>	<b>112,785.02</b>	<b>118,245.88</b>	<b>0.05</b>
Percentage	1.83%	4.85%	4.51%	4.51%

**TOTAL PROCUREMENT OF GOODS BY AGENCY AND COUNTRY OF PROCUREMENT : 2002**

ALL SOURCES OF FUNDING				(USD Thousand)			
COUNTRY	UNDP/ NEX	UNDP/ DEX	ESCAP	ESCWA	AGENCY		
					ECA	ECLAC	FAO
AFGHANISTAN							
ALBANIA	51.27	777.38					
ALGERIA	92.07						
ANDORRA							
ANGOLA							
ANTIGUA & BARBUDA							
ARGENTINA							22.78
ARMENIA	731.44						
AUSTRALIA	30.97	466.93					124.15
AUSTRIA	13.33				63.91		195.42
AZERBAIJAN	928.35	365.90					
BAHAMAS	104.94						
BAHRAIN				6.50			
BANGLADESH	815.05						
BARBADOS							
BELARUS	414.11						
BELGIUM	37.34		9.56				1,536.15
BELIZE							
BENIN	93.08						
BHUTAN	364.82						
BOLIVIA	102.26						
BOSNIA AND HERZEGOVINA	105.87	1,339.40					
BOTSWANA	880.52						401.88
BRAZIL	35,832.29	16.33					707.82
BRUNEI DARUSSALAM							
BULGARIA	809.93						
BURKINA FASO	166.00						
BURUNDI							2,073.26
CAMBODIA	45.22						
CAMEROON	13.69						10.58
CANADA	972.60	256.75			4.75	25.50	51.14
CAPE VERDE	60.89						
CENTRAL AFRICAN REPUBLIC	104.10						
CHAD	23.00						284.05
CHILE	378.42					445.76	0.10
CHINA	638.21	20.40	6.06		0.95		1,174.86
COLOMBIA	9,316.08						
COMOROS		193.27					
CONGO							
CONGO, DEM. REP.	55.35	0.20					
COSTA RICA	178.90	183.13					18.83
COTE D'IVOIRE							
CROATIA	15.50						
CUBA	880.40						
CYPRUS	1.40	2.00			95.64		4,482.10
CZECH REPUBLIC							2.83
DENMARK	1,893.48	4,392.02			214.83		3,044.97
DJIBOUTI							
DOMINICA							
DOMINICAN REPUBLIC							
DPR KOREA	5.25						
ECUADOR	185.04						
EGYPT	750.39			15.35			327.89
EL SALVADOR	2,761.98	36.93					
EQUATORIAL GUINEA							
ERITREA		264.17					
ESTONIA		4.59					
ETHIOPIA	673.38				564.58		
FIJI		8.65					
FINLAND	0.10	28.00					8.87
FRANCE	43.12	1,371.17		5.59	11.30		6,447.63
GABON							
GAMBIA							
GEORGIA	620.17	17.62					984.94
GERMANY	6,150.62	302.90			14.30	5.52	1,562.49
GHANA	135.02						139.23
GREECE		2,924.90					1,223.89
GRENADA							
GUATEMALA	32,489.49						
GUINEA	88.13						126.61
GUINEA-BISSAU							
GUYANA	18.09						
HAITI	57.26	80.94					
HONDURAS	22,115.86	84.52					
HUNGARY							173.78
ICELAND	34.18						
INDIA	3,446.85	1,781.21			7.68		1,041.13
INDONESIA	177.27	280.35					581.99
IRAN (ISLAMIC REPUBLIC OF)	169.48						
IRAQ							
IRELAND							
ISRAEL	603.33	529.99					
ITALY	480.30	663.66			94.80		21,516.45
JAMAICA							
JAPAN	10,535.73	1,816.92			53.60		1,304.04

**TOTAL PROCUREMENT OF GOODS BY AGENCY AND COUNTRY OF PROCUREMENT : 2002**

ALL SOURCES OF FUNDING		(USD Thousand)					
COUNTRY	UNDP/ NEX	UNDP/ DEX	ESCAP	ESCWA	AGENCY		
					ECA	ECLAC	FAO
JORDAN	1,462.92	1,423.19					2,965.60
KAZAKHSTAN	196.55						
KENYA	24.84	377.72			40.87		5.18
KIRIBATI	2.60						
KUWAIT	64.41						
KYRGYZSTAN							
LAO P.D.R.	210.50						
LATVIA	105.27						
LEBANON	387.76	8.85		1,367.41			5,572.59
LESOTHO	198.60						
LIBERIA							
LIBYAN ARAB JAMAHIRIYA							
LIECHTENSTEIN							
LITHUANIA	134.77						
LUXEMBOURG							
MACEDONIA (TFYR)	15.49	12.78					146.94
MADAGASCAR	219.32	34.31					
MALAWI							306.25
MALAYSIA	137.75	201.30					6.91
MALDIVES	20.82						
MALI							43.00
MALTA							259.98
MARSHALL ISLANDS	3.29						
MAURITANIA	781.52						122.26
MAURITIUS							
MEXICO	531.05	5.61					0.00
MICRONESIA (FED. STATES OF)	30.56						
MOLDOVA (REPUBLIC OF)	173.56						
MONACO	7.62						20.00
MONGOLIA	72.13						
MOROCCO	449.09						
MOZAMBIQUE	947.14						
MYANMAR							
NAMIBIA	12.41						
NAURU							
NEPAL	59.22	14.77					
NETHERLANDS	26.37	559.46			54.91		2,401.42
NEW ZEALAND	143.43						2.01
NICARAGUA	294.95						
NIGER	542.45	15.45					132.49
NIGERIA							222.38
NORWAY							289.58
OMAN							
PALAU	4.63						
PAKISTAN	622.00	181.22					2,427.61
PANAMA	1,621.82						
PAPUA NEW GUINEA							
PARAGUAY	9,745.84	11.11					
PERU	496.02						0.57
PHILIPPINES	386.10	76.92					17.40
POLAND	15.40						
PORTUGAL							3.81
QATAR							
REPUBLIC OF KOREA	89.81	19.47					136.93
ROMANIA	178.28						
RUSSIAN FEDERATION	627.94	4.64					
RWANDA	63.60	136.57					145.27
SAMOA							
SAN MARINO							
SAO TOME & PRINCIPE	24.97	92.07					
SAUDI ARABIA	95.03	2,035.04					
SENEGAL	107.36				12.32		75.05
SEYCHELLES	1.23						
SIERRA LEONE		405.00					907.32
SINGAPORE	273.91	10.23					67.59
SLOVAKIA							
SLOVENIA							
SOLOMON ISLANDS		37.68					
SOMALIA		121.52					
SOUTH AFRICA	351.55				63.54		2,634.32
SPAIN	74.62	92.47					1,520.80
SRI LANKA	203.94	1,514.64					
ST KITTS & NEVIS							
ST. LUCIA							
ST. VINCENT & THE GRENADINES							
SUDAN	280.14	55.80					466.40
SURINAME	14.34						
SWAZILAND	26.06	41.67					141.81
SWEDEN	77.80	477.42					299.37
SWITZERLAND	1,725.32	2.39			167.07		610.31
SYRIAN ARAB REPUBLIC	542.65						127.80
TAJIKISTAN	91.08	91.68					
THAILAND	128.15		1,099.02				5.57
TIMOR-LESTE		119.01					
TOGO	168.31						

**TOTAL PROCUREMENT OF GOODS BY AGENCY AND COUNTRY OF PROCUREMENT : 2002**

ALL SOURCES OF FUNDING		(USD Thousand)						
COUNTRY	UNDP/ NEX	UNDP/ DEX	ESCAP	ESCWA	AGENCY			FAO
					ECA	ECLAC		
TONGA	4.20							
TRINIDAD & TOBAGO	6.22							
TUNISIA	148.89							471.23
TURKEY	251.77	16,728.16						1,057.60
TURKMENISTAN	69.38							
TUVALU	3.14							
UNITED ARAB EMIRATES	2,801.80	484.36		5.04	185.68			134.56
UGANDA								386.90
UKRAINE	45.28							
UNITED KINGDOM	2,386.07	1,832.53		3.35	350.78	6.66		5,557.10
UNITED REP. OF TANZANIA	416.60							0.78
URUGUAY	53.00							
USA	15,113.61	109.07	19.03	46.65	759.45	301.11		2,068.01
UZBEKISTAN	146.02	23.48						
VANUATU								
VENEZUELA	6,861.28							
VIET NAM	121.48							
YEMEN		329.34						
YUGOSLAVIA		646.67						710.68
ZAMBIA								88.50
ZIMBABWE								
<b>SUB-TOTAL</b>	<b>191,414.89</b>	<b>46,543.84</b>	<b>1,133.67</b>	<b>1,449.89</b>	<b>2,760.96</b>	<b>784.55</b>		<b>82,129.74</b>
UNSPECIFIED COUNTRIES	47.74	133.29						1,583.93
GLOBAL PROJECTS	26.31							
INTERREGIONAL PROJECTS								
ARAB COUNTRIES		1,907.04						
AFRICAN COUNTRIES								
ASIAN COUNTRIES	12.33							
EUROPEAN COUNTRIES	26.26							
LATIN AMERICA & THE CARIBBEAN								
<b>GRAND-TOTAL</b>	<b>191,527.54</b>	<b>48,584.18</b>	<b>1,133.67</b>	<b>1,449.89</b>	<b>2,760.96</b>	<b>784.55</b>		<b>83,713.67</b>
<b>INDUSTRIALIZED COUNTRIES:</b>	40,977.87	15,831.23	28.59	55.59	1,789.70	338.79		49,787.61
Percentage	21.40%	32.59%	2.52%	3.83%	64.82%	43.18%		59.47%
<b>DEVELOPING COUNTRIES/ ECONOMIES IN TRANSITION</b>	150,475.62	32,619.65	1,105.08	1,394.30	971.26	445.76		32,342.13
Percentage	78.57%	67.14%	97.48%	96.17%	35.18%	56.82%		38.63%
<b>ARAB COUNTRIES</b>	4,488.09	5,880.79		1,389.26				9,931.51
Percentage	2.34%	12.10%		95.82%				11.86%
<b>AFRICAN COUNTRIES</b>	8980.90	2044.78		5.04	866.99			7,994.78
Percentage	4.69%	4.21%		0.35%	31.40%			9.55%
<b>ASIAN COUNTRIES</b>	7,876.09	4,146.83	1,105.08		8.63			5,460.00
Percentage	4.11%	8.54%	97.48%		0.31%			6.52%
<b>EUROPE &amp; CIS</b>	5,081.87	20,009.68			95.64			8,205.74
Percentage	2.65%	41.19%			3.46%			9.80%
<b>LATIN AMERICA &amp; THE CARIB.</b>	124,045.53	418.58				445.76		750.10
Percentage	64.77%	0.86%				56.82%		0.90%
<b>OTHERS</b>	74.05	133.29						1,583.93
Percentage	0.04%	0.27%						1.89%

**TOTAL PROCUREMENT OF GOODS BY AGENCY AND COUNTRY OF PROCUREMENT : 2002**

COUNTRY	AGENCY							UNDP/ HQ
	IAEA	ICAO	ICTR	ILO	ITU	PAHO	UNCTAD	
AFGHANISTAN		167.22						
ALBANIA								
ALGERIA								
ANDORRA								
ANGOLA								
ANTIGUA & BARBUDA								
ARGENTINA	76.60					653.31		
ARMENIA	9.70							
AUSTRALIA	402.42			1.50		370.20		
AUSTRIA	8,280.03	126.66						
AZERBAIJAN								
BAHAMAS						228.58		
BAHRAIN								
BANGLADESH	1.60			0.40			3.80	
BARBADOS					2.00	878.00		
BELARUS	10.56							
BELGIUM	1,164.82					40,573.09	11.70	
BELIZE						436.02		
BENIN				3.61				
BHUTAN								
BOLIVIA	7.60	122.58				1,962.28		
BOSNIA AND HERZEGOVINA				44.32				
BOTSWANA								
BRAZIL	162.50	4,800.68		87.04	0.38	10,880.64		
BRUNEI DARUSSALAM								
BULGARIA	6.20			38.67			38.90	
BURKINA FASO	31.70			3.89				
BURUNDI								
CAMBODIA				1.75				
CAMEROON	9.20							
CANADA	1,419.81	1,646.66				1,446.04		
CAPE VERDE							14.40	
CENTRAL AFRICAN REPUBLIC								
CHAD				6.00			8.40	
CHILE	35.80					585.39		
CHINA	438.24	45.10		23.99				
COLOMBIA	50.90				2.00	1,024.49		
COMOROS				25.38				
CONGO								
CONGO, DEM. REP.								
COSTA RICA	73.80			4.06		1,045.01		
COTE D'IVOIRE	5.70			9.21				
CROATIA	1.16							
CUBA	60.00					421.10		
CYPRUS								
CZECH REPUBLIC	215.45							
DENMARK	444.05		930.00	20.50	106.40	218.16		
DJIBOUTI								
DOMINICA								
DOMINICAN REPUBLIC	5.30	689.20		1.00		569.60		
DPR KOREA						10,577.12		
ECUADOR	13.40	2,477.53				949.41		
EGYPT	15.50			7.46				
EL SALVADOR	8.30			0.35		1,454.12		
EQUATORIAL GUINEA								
ERITREA								
ESTONIA				1.38				
ETHIOPIA	66.40			22.18				
FIJI							2.90	
FINLAND	230.71	581.91				35.79		
FRANCE	1,363.29	199.63	193.00		38.04	25,339.62		
GABON								
GAMBIA				30.10				
GEORGIA	11.00			15.57				
GERMANY	8,459.15	1,712.62		106.63	27.62	428.93		
GHANA	7.10			5.42				
GREECE	0.50							
GRENADA								
GUATEMALA	448.20			13.64		2,144.38		
GUINEA								
GUINEA-BISSAU								
GUYANA						93.49		
HAITI						4,150.48		
HONDURAS				1.00	28.58	915.99		
HUNGARY	574.10							
ICELAND								
INDIA	39.40			0.44	19.82	37,148.06		
INDONESIA	9.17			7.90				
IRAN (ISLAMIC REPUBLIC OF)	14.60				6.74			
IRAQ					61.48			
IRELAND	8.87					37.93		
ISRAEL	136.79			11.52			2.30	
ITALY	420.67	11,454.74		474.12		17,787.23		
JAMAICA				4.34		785.93		
JAPAN	665.37	60.40		123.27		2,588.10		

**TOTAL PROCUREMENT OF GOODS BY AGENCY AND COUNTRY OF PROCUREMENT : 2002**

COUNTRY	(USD Thousand)							
	IAEA	ICAO	ICTR	ILO	ITU	PAHO	UNCTAD	UNDP/ HQ
JORDAN	17.60			141.20				
KAZAKHSTAN				6.10				
KENYA	82.30		234.00		26.71			
KIRIBATI								
KUWAIT	4.30							
KYRGYZSTAN								
LAO P.D.R.								
LATVIA	70.09							
LEBANON								
LESOTHO								
LIBERIA								
LIBYAN ARAB JAMAHIRIYA								
LIECHTENSTEIN	5.30							
LITHUANIA	12.00							
LUXEMBOURG						39.14		
MACEDONIA (TFYR)								
MADAGASCAR	3.20			42.41				
MALAWI				12.57				
MALAYSIA	40.58					4.38	4.10	
MALDIVES								
MALI	81.50			14.11	14.32			
MALTA	33.50							
MARSHALL ISLANDS								
MAURITANIA								
MAURITIUS				2.50				
MEXICO	64.70					633.58		
MICRONESIA (FED. STATES OF)								
MOLDOVA (REPUBLIC OF)								
MONACO	0.10							
MONGOLIA	3.50							
MOROCCO	3.20			28.11	65.21			
MOZAMBIQUE								
MYANMAR	4.20							
NAMIBIA	12.30							
NAURU								
NEPAL				4.43			1.00	
NETHERLANDS	2,114.90		18.00	74.98		9,324.28		
NEW ZEALAND	4.00	58.97						
NICARAGUA						924.85		
NIGER	12.30			16.46				
NIGERIA	14.50			21.75				
NORWAY	1.26					22.93		
OMAN			222.00					
PALAU								
PAKISTAN	52.00			5.00			46.80	
PANAMA	2.10	31.49				153.86		
PAPUA NEW GUINEA								
PARAGUAY	0.20					247.08		
PERU	5.00	265.10		3.10	185.45	1,918.05		
PHILIPPINES	14.20							
POLAND	176.09							
PORTUGAL							8.00	
QATAR								
REPUBLIC OF KOREA	288.22							
ROMANIA	80.80							
RUSSIAN FEDERATION	978.70			30.00	3.95			
RWANDA			555.00					
SAMOA					4.38			
SAN MARINO								
SAO TOME & PRINCIPE								
SAUDI ARABIA								
SENEGAL	37.00			31.63	29.54			
SEYCHELLES								
SIERRA LEONE								
SINGAPORE	20.93							
SLOVAKIA	227.40							
SLOVENIA	20.30							
SOLOMON ISLANDS								
SOMALIA		173.93						
SOUTH AFRICA	290.90							
SPAIN	193.58	774.02				57.09		
SRI LANKA	4.30			1.96				
ST KITTS & NEVIS								
ST. LUCIA								
ST. VINCENT & THE GRENADINES								
SUDAN	4.60							
SURINAME						264.38		
SWAZILAND								
SWEDEN	108.66			6.83	23.62	67.77		
SWITZERLAND	425.81			2,520.18	124.86	634.24		
SYRIAN ARAB REPUBLIC	7.40						20.20	
TAJIKISTAN								
THAILAND	62.83			81.63				
TIMOR-LESTE								
TOGO				7.19			6.00	



**TOTAL PROCUREMENT OF GOODS BY AGENCY AND COUNTRY OF PROCUREMENT : 2002**

ALL SOURCES OF FUNDING		(USD Thousand)						
COUNTRY	AGENCY							UNDP/ HQ
	IAEA	ICAO	ICTR	ILO	ITU	PAHO	UNCTAD	
TONGA								
TRINIDAD & TOBAGO						1,079.77		
TUNISIA	57.70							
TURKEY	5.40					432.02		
TURKMENISTAN								
TUVALU								
UNITED ARAB EMIRATES	91.70	183.70						
UGANDA	12.90		18.00				15.10	
UKRAINE	225.50			20.71				
UNITED KINGDOM	1,824.27	137.26	353.00	124.93				
UNITED REP. OF TANZANIA	178.40		6,631.00	17.45	19.71		9.60	
URUGUAY	11.00					2,885.77		
USA	20,594.21	5,157.73	1,158.00	2,427.37	49.10	24,637.09		6,434.41
UZBEKISTAN								
VANUATU								
VENEZUELA	67.30					641.45	81.00	
VIET NAM	10.80							
YEMEN	2.80						12.70	
YUGOSLAVIA	10.50			282.93				
ZAMBIA	5.70			0.95				
ZIMBABWE	28.40			73.12	0.62			
<b>SUB-TOTAL</b>	<b>54,118.55</b>	<b>30,867.15</b>	<b>10,312.00</b>	<b>7,096.23</b>	<b>840.52</b>	<b>209,696.20</b>	<b>286.90</b>	<b>6,434.41</b>
UNSPECIFIED COUNTRIES	2.18					1,327.52		
GLOBAL PROJECTS								
INTERREGIONAL PROJECTS								
ARAB COUNTRIES								
AFRICAN COUNTRIES								
ASIAN COUNTRIES								
EUROPEAN COUNTRIES								
LATIN AMERICA & THE CARIBBEAN								
<b>GRAND-TOTAL</b>	<b>54,120.73</b>	<b>30,867.15</b>	<b>10,312.00</b>	<b>7,096.23</b>	<b>840.52</b>	<b>211,023.71</b>	<b>286.90</b>	<b>6,434.41</b>
<b>INDUSTRIALIZED COUNTRIES:</b>	49,247.26	21,910.61	2,652.00	5,921.81	373.59	123,607.62	22.00	6,434.41
Percentage	91.00%	70.98%	25.72%	83.45%	44.45%	58.58%	7.67%	100.00%
<b>DEVELOPING COUNTRIES/ ECONOMIES IN TRANSITION</b>	4,871.29	8,956.54	7,660.00	1,174.42	466.93	86,088.58	264.90	
Percentage	9.00%	29.02%	74.28%	16.55%	55.55%	40.80%	92.33%	
<b>ARAB COUNTRIES</b>	353.20	173.93	222.00	197.49	133.42		32.90	
Percentage	0.65%	0.56%	2.15%	2.78%	15.87%		11.47%	
<b>AFRICAN COUNTRIES</b>	958.30	183.70	7,420.00	345.93	90.89		38.40	
Percentage	1.77%	0.60%	71.96%	4.87%	10.81%		13.38%	
<b>ASIAN COUNTRIES</b>	989.96	212.32		127.49	24.20	47,729.56	58.60	
Percentage	1.83%	0.69%		1.80%	2.88%	22.62%	20.43%	
<b>EUROPE &amp; CIS</b>	1,477.14		18.00	388.98		432.02	54.00	
Percentage	2.73%		0.17%	5.48%		0.20%	18.82%	
<b>LATIN AMERICA &amp; THE CARIB.</b>	1,092.70	8,386.59		114.54	218.41	37,927.00	81.00	
Percentage	2.02%	27.17%		1.61%	25.99%	17.97%	28.23%	
<b>OTHERS</b>	2.18					1,327.52		
Percentage	0.00%					0.63%		

**TOTAL PROCUREMENT OF GOODS BY AGENCY AND COUNTRY OF PROCUREMENT : 2002**

**ALL SOURCES OF FUNDING**

(USD Thousand)

COUNTRY	UNDP/ IAPSO	UNESCO	UNFPA	UNHCR	UNICEF	UNIDO	UNOG
AFGHANISTAN			561.00		2,780.23		
ALBANIA					212.80		
ALGERIA			24.00		381.91		
ANDORRA							
ANGOLA			46.00		2,522.00		
ANTIGUA & BARBUDA							
ARGENTINA					508.47		
ARMENIA			76.00		105.33		
AUSTRALIA			181.00		1,230.97	10.22	4.43
AUSTRIA	165.77			7,834.00	883.41	397.78	1.77
AZERBAIJAN			294.00		464.02		
BAHAMAS							
BAHRAIN							
BANGLADESH			245.00		3,926.38		
BARBADOS					224.28		
BELARUS	61.24				106.15		
BELGIUM	27.34		13,914.00	130.00	100,864.00	128.17	189.65
BELIZE					34.63		
BENIN				34.00	439.09		
BHUTAN					502.84		
BOLIVIA					413.92		
BOSNIA AND HERZEGOVINA					770.93		
BOTSWANA					204.05		
BRAZIL					1,345.97	561.54	
BRUNEI DARUSSALAM							
BULGARIA			6.00	232.00			
BURKINA FASO			252.00		1,018.56		
BURUNDI					1,197.52		
CAMBODIA			64.00		4,087.04		
CAMEROON					383.94		
CANADA			4,518.00	11.00	5,167.97	26.34	46.87
CAPE VERDE			89.00		221.98		
CENTRAL AFRICAN REPUBLIC					318.89		
CHAD			20.00		359.50		
CHILE					810.27		
CHINA		49.00	2,410.00	3,178.20	6,627.32	148.14	
COLOMBIA					565.70		
COMOROS					201.64		
CONGO					493.03		
CONGO, DEM. REP.					2,374.80		
COSTA RICA					12.93		
COTE D'IVOIRE					400.15		
CROATIA					2.94		
CUBA			182.00		651.67		
CYPRUS		2,298.00			1,174.11		
CZECH REPUBLIC						18.11	
DENMARK	9,215.52	2,262.00	3,004.00	7,524.00	30,415.43	29.52	291.46
DJIBOUTI			13.00		107.49		
DOMINICA							
DOMINICAN REPUBLIC					154.23		
DPR KOREA					155.47		
ECUADOR			141.00		228.36		
EGYPT		115.00	43.00	138.30	775.55	10.81	
EL SALVADOR					895.02		
EQUATORIAL GUINEA					2.06		
ERITREA			485.00		504.49		
ESTONIA							
ETHIOPIA			13.00		3,932.34		
FIJI					164.04		
FINLAND	14.31	191.00	2,222.00	58.70	5,488.55		
FRANCE	1,383.99	789.00	1,542.00	844.80	46,664.04	110.70	466.59
GABON					134.37		
GAMBIA					256.22		
GEORGIA					104.11		
GERMANY	786.18	4,603.00	8,541.00	2,696.70	13,944.87	555.82	77.49
GHANA					1,288.09		
GREECE					22.11		
GRENADA							
GUATEMALA			1,016.00		969.66		
GUINEA			5.00		483.33		
GUINEA-BISSAU					400.23		
GUYANA					172.01		
HAITI			170.00		246.52		
HONDURAS					479.36		
HUNGARY					132.02	6.08	
ICELAND							
INDIA	3,883.79	108.00	5,741.00	4,260.20	54,373.40	1,125.33	
INDONESIA	98.02		3,092.00		3,130.92		
IRAN (ISLAMIC REPUBLIC OF)				387.60	639.39		
IRAQ					2,052.61		
IRELAND				15.70	718.09	54.28	
ISRAEL			14.00		1,234.95		
ITALY	1,297.31	1,837.00		514.00	31,532.61	3,193.18	285.18
JAMAICA					212.24		
JAPAN	33,259.61	2,220.00	6,412.00	7,058.70	21,008.10	169.83	

**TOTAL PROCUREMENT OF GOODS BY AGENCY AND COUNTRY OF PROCUREMENT : 2002**

**ALL SOURCES OF FUNDING**

**(USD Thousand)**

COUNTRY	UNDP/ IAPSO	UNESCO	UNFPA	UNHCR	UNICEF	UNIDO	UNOG
JORDAN		1,969.00	220.00		437.46		
KAZAKHSTAN			29.00		473.23		
KENYA			419.00	1,574.00	10,191.78		4.47
KIRIBATI					3.32		
KUWAIT		85.00			28.11		
KYRGYZSTAN					205.08		
LAO P.D.R.			282.00		447.16		
LATVIA							
LEBANON		363.00	20.00		252.66	1.64	
LESOTHO					331.29		
LIBERIA					475.32		
LIBYAN ARAB JAMAHIRIYA					51.65		
LIECHTENSTEIN							
LITHUANIA							
LUXEMBOURG	110.39				4,991.55		
MACEDONIA (TFYR)					414.22	3.30	
MADAGASCAR			156.00		1,211.51		
MALAWI					778.43		
MALAYSIA			1,781.00		7.36		
MALDIVES					78.56		
MALI					1,263.80		
MALTA					2,110.44		
MARSHALL ISLANDS							
MAURITANIA					463.83		
MAURITIUS					65.72		
MEXICO			1,837.00		492.30		
MICRONESIA (FED. STATES OF)					7.26		
MOLDOVA (REPUBLIC OF)					124.42		
MONACO					2.22		
MONGOLIA			250.00		453.47		
MOROCCO					322.37		
MOZAMBIQUE			580.00		844.53		
MYANMAR			159.00		1,440.19		
NAMIBIA			101.00		379.73		
NAURU							
NEPAL			147.00		1,129.42		
NETHERLANDS	10,776.86	224.00	7,859.00	1,732.00	1,141.47	291.23	1.83
NEW ZEALAND							
NICARAGUA					375.91		
NIGER					608.70		
NIGERIA					1,287.72	53.21	
NORWAY				2,285.40	3,286.65	45.82	23.56
OMAN				63.60	810.82		
PALAU							
PAKISTAN			1,400.00	5,427.40	18,618.89		59.92
PANAMA					280.11		
PAPUA NEW GUINEA					90.24		
PARAGUAY					488.70		
PERU					820.65		
PHILIPPINES			36.00		1,076.65		
POLAND					321.15		
PORTUGAL					2.95		23.68
QATAR							
REPUBLIC OF KOREA		37.00	5,763.00	1,505.70	13,971.81		
ROMANIA					495.54		
RUSSIAN FEDERATION					1,042.82		150.08
RWANDA					785.70		
SAMOA					0.78		
SAN MARINO							
SAO TOME & PRINCIPE			24.00		86.79		
SAUDI ARABIA					33.17		
SENEGAL			70.00	96.00	2,233.67		
SEYCHELLES							
SIERRA LEONE		184.00			1,554.17		
SINGAPORE			1,332.00		85.55	223.18	5.00
SLOVAKIA							
SLOVENIA				100.80	32.81		
SOLOMON ISLANDS					3.43		
SOMALIA					638.03		
SOUTH AFRICA	143.59		758.00	1,083.60	9,310.61	53.87	
SPAIN					1,605.58	586.17	4.28
SRI LANKA	1,200.94		23.00		2,132.03		
ST KITTS & NEVIS							
ST. LUCIA							
ST. VINCENT & THE GRENADINES							
SUDAN			60.00		1,460.99		
SURINAME							
SWAZILAND					270.38		
SWEDEN	246.06	227.00	38.00	2,012.40	6,189.03	85.36	
SWITZERLAND	29.03	457.00	665.00	4,638.50	2,043.47	68.15	6,257.00
SYRIAN ARAB REPUBLIC			21.00		295.83		
TAJIKISTAN			73.00		226.94		
THAILAND			29.00	78.00	5,003.85		
TIMOR-LESTE					348.03		
TOGO					307.82		

**TOTAL PROCUREMENT OF GOODS BY AGENCY AND COUNTRY OF PROCUREMENT : 2002**

**ALL SOURCES OF FUNDING**

**(USD Thousand)**

<b>COUNTRY</b>	<b>UNDP/ IAPSO</b>	<b>UNESCO</b>	<b>UNFPA</b>	<b>UNHCR</b>	<b>UNICEF</b>	<b>UNIDO</b>	<b>UNOG</b>
TONGA					2,023.36		
TRINIDAD & TOBAGO							
TUNISIA			52.00		140.26		
TURKEY	4,221.18	1,101.00		48.30	15,509.16		
TURKMENISTAN			113.00		83.54		25.50
TUVALU							
UNITED ARAB EMIRATES		276.00	36.00	860.30	2,023.36	38.36	69.48
UGANDA			549.00		1,971.88		
UKRAINE	218.16				477.61		
UNITED KINGDOM	5,730.08	3,838.00	7,742.00	7,385.50	11,667.04	355.51	686.04
UNITED REP. OF TANZANIA				172.90	4,674.23		
URUGUAY					61.40		
USA	1,803.88	52.00	7,417.00	1,578.60	17,601.22	497.81	83.30
UZBEKISTAN					880.84		
VANUATU					9.08		
VENEZUELA					321.87		
VIET NAM			681.00		1,465.51		
YEMEN					3,141.38		
YUGOSLAVIA							
ZAMBIA			395.00		1,771.37		
ZIMBABWE			13.00		1,731.33		
<b>SUB-TOTAL</b>	<b>74,673.24</b>	<b>23,285.00</b>	<b>96,466.00</b>	<b>65,560.90</b>	<b>539,392.44</b>	<b>8,849.43</b>	<b>8,757.59</b>
UNSPECIFIED COUNTRIES					1,210.59	1.87	
GLOBAL PROJECTS							
INTERREGIONAL PROJECTS							
ARAB COUNTRIES							
AFRICAN COUNTRIES							
ASIAN COUNTRIES							
EUROPEAN COUNTRIES							
LATIN AMERICA & THE CARIBBEAN							
<b>GRAND-TOTAL</b>	<b>74,673.24</b>	<b>23,285.00</b>	<b>96,466.00</b>	<b>65,560.90</b>	<b>540,603.03</b>	<b>8,851.30</b>	<b>8,757.59</b>
<b>INDUSTRIALIZED COUNTRIES:</b>	64,846.32	16,700.00	64,069.00	46,320.00	308,749.09	6,605.87	8,593.21
Percentage	86.84%	71.72%	66.42%	70.65%	57.11%	74.63%	98.12%
<b>DEVELOPING COUNTRIES/ ECONOMIES IN TRANSITION</b>	9,826.92	6,585.00	32,397.00	19,240.90	230,643.36	2,243.57	164.37
Percentage	13.16%	28.28%	33.58%	29.35%	42.66%	25.35%	1.88%
<b>ARAB COUNTRIES</b>	218.16	2,532.00	453.00	589.50	12,047.28	12.45	
Percentage	0.29%	10.87%	0.47%	0.90%	2.23%	0.14%	
<b>AFRICAN COUNTRIES</b>	143.59	460.00	3462.00	3,820.80	59788.04	145.44	73.96
Percentage	0.19%	1.98%	3.59%	5.83%	11.06%	1.64%	0.84%
<b>ASIAN COUNTRIES</b>	5,182.75	194.00	23,996.00	14,449.50	121,772.19	1,496.65	64.92
Percentage	6.94%	0.83%	24.88%	22.04%	22.53%	16.91%	0.74%
<b>EUROPE &amp; CIS</b>	4,282.42	3,399.00	1,140.00	381.10	25,921.65	27.48	25.50
Percentage	5.73%	14.60%	1.18%	0.58%	4.79%	0.31%	0.29%
<b>LATIN AMERICA &amp; THE CARIB.</b>			3,346.00		10,766.17	561.54	
Percentage			3.47%		1.99%	6.34%	
<b>OTHERS</b>					1,210.59	1.87	
Percentage					0.22%	0.02%	

**TOTAL PROCUREMENT OF GOODS BY AGENCY AND COUNTRY OF PROCUREMENT : 2002**

COUNTRY	AGENCY							(USD Thousand)
	UNON	UNOPS	UNOV	UN/PD	UNRWA	UNU	UNV	WFP
AFGHANISTAN				310.54				
ALBANIA				70.58				
ALGERIA				127.57				112.20
ANDORRA								
ANGOLA				31.32				1,739.52
ANTIGUA & BARBUDA								
ARGENTINA		819.85						5,345.26
ARMENIA		2,102.08		4,393.00	167.52			2,055.05
AUSTRALIA		78.00	1,313.79	1,317.43	142.61			298.94
AUSTRIA								158.11
AZERBAIJAN								
BAHAMAS								
BAHRAIN				20.63				
BANGLADESH		277.08						1,102.22
BARBADOS								
BELARUS								
BELGIUM		5,487.08		1,055.84	2,110.24			7,346.06
BELIZE								
BENIN								38.36
BHUTAN								350.17
BOLIVIA								443.66
BOSNIA AND HERZEGOVINA				1,236.51				
BOTSWANA								385.50
BRAZIL		1,264.36						2,409.04
BRUNEI DARUSSALAM								
BULGARIA				176.51				
BURKINA FASO		32.21						1,577.32
BURUNDI	78.01							
CAMBODIA		720.91						806.33
CAMEROON	6.64	28.28						2,017.14
CANADA		717.09		1,216.49	448.69	3.40		24,471.03
CAPE VERDE								
CENTRAL AFRICAN REPUBLIC				2,992.36				0.82
CHAD								492.66
CHILE								
CHINA	64.58	216.20		22.22				6,836.60
COLOMBIA								1,460.89
COMOROS								
CONGO								
CONGO, DEM. REP.				25,876.98				91.68
COSTA RICA								
COTE D'IVOIRE	3.10	19.96						993.67
CROATIA		238.83		1,705.89				
CUBA								1,128.40
CYPRUS				2,501.30	936.54			
CZECH REPUBLIC				35.10				
DENMARK	84.67	4,022.25	17.27	11,337.37	1,280.16		345.20	22,149.62
DJIBOUTI				163.03				
DOMINICA								
DOMINICAN REPUBLIC								435.01
DPR KOREA								
ECUADOR								23.56
EGYPT		41.22		17.59	2,429.58			103.15
EL SALVADOR								337.78
EQUATORIAL GUINEA								
ERITREA				5,889.68				
ESTONIA								
ETHIOPIA				889.17				14,557.11
FIJI								
FINLAND		24.19		2,814.96				69.16
FRANCE	11.51	6,132.96	0.10	18,948.52	2,277.32	7.20		3,994.69
GABON								
GAMBIA	1.45							
GEORGIA				713.38				24.11
GERMANY	2,306.55	3,517.18	50.77	3,063.75	827.76		624.70	975.46
GHANA	1.47					5.60		107.49
GREECE		68.68		17.26				
GRENADA								
GUATEMALA		2,506.91						613.51
GUINEA	1.89			25.00				
GUINEA-BISSAU								
GUYANA								1,148.80
HAITI								
HONDURAS		41.05						258.02
HUNGARY								
ICELAND								
INDIA		2,763.61		11,009.69	67.46			17,509.86
INDONESIA				9,719.51				82.63
IRAN (ISLAMIC REPUBLIC OF)				0.42				168.87
IRAQ	61.48	34.32		1,276.08				
IRELAND				156.19	31.15			
ISRAEL				9,972.36	2,972.84			1,373.72
ITALY	2,253.26	8,044.00		28,562.83	808.63			3,214.62
JAMAICA				12.16				
JAPAN		9,810.79		9,346.38	466.05	440.00		14,005.90

**TOTAL PROCUREMENT OF GOODS BY AGENCY AND COUNTRY OF PROCUREMENT : 2002**

ALL SOURCES OF FUNDING		AGENCY							(USD Thousand)
COUNTRY	UNON	UNOPS	UNOV	UN/PD	UNRWA	UNU	UNV	WFP	
JORDAN	4.82			235.99	7,638.94				
KAZAKHSTAN								11,097.56	
KENYA	4,423.17	140.51		384.68				15,048.06	
KIRIBATI									
KUWAIT				3,608.20					
KYRGYZSTAN								259.86	
LAO P.D.R.								50.27	
LATVIA									
LEBANON		498.95		8,934.05	4,245.09			0.12	
LESOTHO								1,879.45	
LIBERIA									
LIBYAN ARAB JAMAHIRIYA									
LIECHTENSTEIN		875.27							
LITHUANIA									
LUXEMBOURG									
MACEDONIA (TFYR)		0.37		4,613.85					
MADAGASCAR								462.33	
MALAWI								2,198.02	
MALAYSIA		104.41		19.82	730.43			4,355.24	
MALDIVES									
MALI	1.96							1,685.00	
MALTA	42.47				10.74				
MARSHALL ISLANDS									
MAURITANIA	1.78							1.94	
MAURITIUS									
MEXICO		326.58							
MICRONESIA (FED. STATES OF)									
MOLDOVA (REPUBLIC OF)									
MONACO				8,992.71					
MONGOLIA									
MOROCCO				3,512.23					
MOZAMBIQUE								3,723.58	
MYANMAR		7.90						1,558.78	
NAMIBIA								32.90	
NAURU									
NEPAL								8,213.40	
NETHERLANDS	30.68	1,979.41		3,723.57	4,759.27			6,832.71	
NEW ZEALAND				1,847.67					
NICARAGUA		66.93						370.50	
NIGER								2,545.14	
NIGERIA				3.06					
NORWAY	46.27	906.97		709.63	79.50			970.76	
OMAN				24.66				91.12	
PALAU		49.05		2.13					
PAKISTAN	170.45			356.38				13,178.28	
PANAMA		1,170.75							
PAPUA NEW GUINEA									
PARAGUAY									
PERU		593.07							
PHILIPPINES									
POLAND				36.01					
PORTUGAL				5.22	1,404.06			3.00	
QATAR									
REPUBLIC OF KOREA		243.15		1,323.51					
ROMANIA									
RUSSIAN FEDERATION		5,096.12		1,247.65				1,527.07	
RWANDA				81.74				585.38	
SAMOA									
SAN MARINO				4.79					
SAO TOME & PRINCIPE									
SAUDI ARABIA				309.16	4.29			264.73	
SENEGAL		6.89						1,422.20	
SEYCHELLES									
SIERRA LEONE				15,403.32					
SINGAPORE		25.86		222.44				1,615.01	
SLOVAKIA		5.23	9.30	232.27					
SLOVENIA		231.98		182.46					
SOLOMON ISLANDS									
SOMALIA	26.27								
SOUTH AFRICA	10.11	519.99		7,363.15	5.60			53,009.03	
SPAIN		402.73		212.90				292.27	
SRI LANKA								1.67	
ST. KITTS & NEVIS									
ST. LUCIA									
ST. VINCENT & THE GRENADINES									
SUDAN								3,449.83	
SURINAME									
SWAZILAND								208.94	
SWEDEN	1,049.97	228.76		3,020.58	249.95	1.80		8.77	
SWITZERLAND	856.44	6,107.68	0.22	1,324.61	489.16	31.00		6.91	
SYRIAN ARAB REPUBLIC				2,127.42	1,208.93			101.51	
TAJIKISTAN								30.88	
THAILAND		112.29		21.74	28.25			1,770.16	
TIMOR-LESTE				2,880.98					
TOGO	1.43	4,432.35							

**TOTAL PROCUREMENT OF GOODS BY AGENCY AND COUNTRY OF PROCUREMENT : 2002**

ALL SOURCES OF FUNDING		AGENCY							(USD Thousand)
COUNTRY	UNON	UNOPS	UNOV	UN/PD	UNRWA	UNU	UNV	WFP	
TONGA									
TRINIDAD & TOBAGO									
TUNISIA									
TURKEY		1,563.91		937.28	17,312.73			9,649.40	
TURKMENISTAN								24.00	
TUVALU									
UNITED ARAB EMIRATES	35.98	158.48		2,736.18	959.47			1,332.11	
UGANDA				224.63				11,220.93	
UKRAINE				14.29					
UNITED KINGDOM	4,623.42	9,189.23	30.91	27,125.02	536.83	1.80		9,996.95	
UNITED REP. OF TANZANIA	4.40							10,514.14	
URUGUAY									
USA	140.65	14,732.07	6.20	60,973.70	771.56	13.00	17.30	10,276.00	
UZBEKISTAN									
VANUATU									
VENEZUELA		1,506.75							
VIET NAM								852.38	
YEMEN									
YUGOSLAVIA	2.00	501.10		2,712.20					
ZAMBIA								3,808.63	
ZIMBABWE								69.81	
<b>SUB-TOTAL</b>	<b>16,346.86</b>	<b>100,793.84</b>	<b>1,428.56</b>	<b>324,717.44</b>	<b>55,401.33</b>	<b>471.00</b>	<b>1,020.00</b>	<b>339,410.42</b>	
UNSPECIFIED COUNTRIES		51,560.11						59,919.58	
GLOBAL PROJECTS									
INTERREGIONAL PROJECTS									
ARAB COUNTRIES					12,047.37				
AFRICAN COUNTRIES									
ASIAN COUNTRIES									
EUROPEAN COUNTRIES									
LATIN AMERICA & THE CARIBBEAN									
<b>GRAND-TOTAL</b>	<b>16,346.86</b>	<b>152,353.95</b>	<b>1,428.56</b>	<b>324,717.44</b>	<b>67,448.70</b>	<b>471.00</b>	<b>1,020.00</b>	<b>399,330.00</b>	
<b>INDUSTRIALIZED COUNTRIES:</b>	11,403.40	79,522.53	1,419.26	201,390.42	19,823.28	465.40	1,020.00	109,868.68	
Percentage	69.76%	52.20%	99.35%	62.02%	29.39%	98.81%	100.00%	27.51%	
<b>DEVELOPING COUNTRIES/ ECONOMIES IN TRANSITION</b>	4,943.46	21,271.31	9.30	123,327.02	47,625.42	5.60		229,541.75	
Percentage	30.24%	13.96%	0.65%	37.98%	70.61%	1.19%		57.48%	
<b>ARAB COUNTRIES</b>	92.57	574.49		20,371.32	27,574.20			4,291.52	
Percentage	0.57%	0.38%		6.27%	40.88%			1.07%	
<b>AFRICAN COUNTRIES</b>	4,571.38	5338.68		61676.63	965.07	5.60		120527.94	
Percentage	27.96%	3.50%		18.99%	1.43%	1.19%		30.18%	
<b>ASIAN COUNTRIES</b>	235.03	4,520.45		23,007.97	826.14			58,283.01	
Percentage	1.44%	2.97%		7.09%	1.22%			14.60%	
<b>EUROPE &amp; CIS</b>	44.47	2,541.42	9.30	15,377.96	18,260.01			32,464.85	
Percentage	0.27%	1.67%	0.65%	4.74%	27.07%			8.13%	
<b>LATIN AMERICA &amp; THE CARIB.</b>		8,296.27		12.16				13,974.43	
Percentage		5.45%		0.00%				3.50%	
<b>OTHERS</b>		51,560.11						59,919.58	
Percentage		33.84%						15.01%	

**TOTAL PROCUREMENT OF GOODS BY AGENCY AND COUNTRY OF PROCUREMENT : 2002**

ALL SOURCES OF FUNDING					(USD Thousand)	
COUNTRY	AGENCY				TOTAL (ALL)	%
	WHO	WIPO	WMO	WTO		
AFGHANISTAN					3,818.99	0.15%
ALBANIA					1,112.03	0.04%
ALGERIA					737.74	0.03%
ANDORRA						
ANGOLA					4,338.83	0.17%
ANTIGUA & BARBUDA		1.61			1.61	0.00%
ARGENTINA	4.27				7,430.55	0.28%
ARMENIA		25.09			947.56	0.04%
AUSTRALIA	58.41	66.71			11,665.55	0.44%
AUSTRIA	9.15		2.08		21,124.07	0.81%
AZERBAIJAN					2,210.38	0.08%
BAHAMAS					333.52	0.01%
BAHRAIN					27.13	0.00%
BANGLADESH					6,371.52	0.24%
BARBADOS			33.95		1,138.23	0.04%
BELARUS		6,872.06			7,464.11	0.28%
BELGIUM	603.09	10.30			175,198.41	6.68%
BELIZE					470.64	0.02%
BENIN					608.15	0.02%
BHUTAN					1,217.83	0.05%
BOLIVIA					3,052.31	0.12%
BOSNIA AND HERZEGOVINA					3,497.02	0.13%
BOTSWANA		303.43			2,175.39	0.08%
BRAZIL	466.20		733.95		59,268.75	2.26%
BRUNEI DARUSSALAM		25.47			25.47	0.00%
BULGARIA		5.97			1,314.18	0.05%
BURKINA FASO					3,081.68	0.12%
BURUNDI		11.39			3,360.18	0.13%
CAMBODIA		47.71			5,772.95	0.22%
CAMEROON		44.57			2,514.04	0.10%
CANADA	0.77				42,450.90	1.62%
CAPE VERDE					386.27	0.01%
CENTRAL AFRICAN REPUBLIC					3,416.16	0.13%
CHAD			21.28		1,214.89	0.05%
CHILE		137.36			2,393.09	0.09%
CHINA		27.51			21,927.58	0.84%
COLOMBIA					12,420.07	0.47%
COMOROS					420.29	0.02%
CONGO					493.03	0.02%
CONGO, DEM. REP.					28,399.00	1.08%
COSTA RICA			11.77		1,528.43	0.06%
COTE D'IVOIRE	5.53				1,437.33	0.05%
CROATIA		7.63			1,971.95	0.08%
CUBA					3,323.56	0.13%
CYPRUS	2.47				11,493.55	0.44%
CZECH REPUBLIC		7.05			278.54	0.01%
DENMARK	3,481.64				106,724.50	4.07%
DJIBOUTI					283.52	0.01%
DOMINICA		6.78			6.78	0.00%
DOMINICAN REPUBLIC					1,854.35	0.07%
DPR KOREA					10,737.84	0.41%
ECUADOR					4,018.30	0.15%
EGYPT					4,790.78	0.18%
EL SALVADOR					5,494.46	0.21%
EQUATORIAL GUINEA					2.06	0.00%
ERITREA		13.47			7,156.81	0.27%
ESTONIA					5.98	0.00%
ETHIOPIA					20,718.16	0.79%
FIJI		20.25			195.85	0.01%
FINLAND	1,069.74	3,606.71	6.98		16,451.68	0.63%
FRANCE	3,879.27		2,517.03		124,582.10	4.75%
GABON					134.37	0.01%
GAMBIA		524.59			812.35	0.03%
GEORGIA		3,890.08	9.94		6,390.93	0.24%
GERMANY	20,741.00	8.40			82,091.40	3.13%
GHANA					1,689.41	0.06%
GREECE					4,257.33	0.16%
GRENADA		2.86			2.86	0.00%
GUATEMALA					40,201.79	1.53%
GUINEA			8.34		738.29	0.03%
GUINEA-BISSAU					400.23	0.02%
GUYANA		11.26			1,443.65	0.06%
HAITI					4,705.21	0.18%
HONDURAS		280.31			24,204.70	0.92%
HUNGARY	11.19				897.17	0.03%
ICELAND		8.49			42.66	0.00%
INDIA	517.62		2.10		144,846.65	5.52%
INDONESIA	4.12				17,183.86	0.66%
IRAN (ISLAMIC REPUBLIC OF)					1,387.09	0.05%
IRAQ		25.11			3,511.09	0.13%
IRELAND	274.47	43.25			1,339.92	0.05%
ISRAEL	47.36	17.14			16,916.30	0.64%
ITALY	1,591.10	15.09	42.80		136,083.57	5.19%
JAMAICA		3,631.51			4,646.18	0.18%
JAPAN	7,034.24		26.24		128,405.28	4.90%



**TOTAL PROCUREMENT OF GOODS BY AGENCY AND COUNTRY OF PROCUREMENT : 2002**

ALL SOURCES OF FUNDING						(USD Thousand)	
COUNTRY	AGENCY				TOTAL (ALL)	%	
	WHO	WIPO	WMO	WTO			
JORDAN	41.00				16,557.72	0.63%	
KAZAKHSTAN	15.45	12.99			11,830.88	0.45%	
KENYA			42.51		33,019.79	1.26%	
KIRIBATI					5.92	0.00%	
KUWAIT		0.67			3,790.68	0.14%	
KYRGYZSTAN					464.93	0.02%	
LAO P.D.R.					989.93	0.04%	
LATVIA					175.36	0.01%	
LEBANON					21,652.12	0.83%	
LESOTHO					2,409.34	0.09%	
LIBERIA					475.32	0.02%	
LIBYAN ARAB JAMAHIRIYA					51.65	0.00%	
LIECHTENSTEIN		42.99			923.56	0.04%	
LITHUANIA		0.07			146.85	0.01%	
LUXEMBOURG	107.82				5,248.91	0.20%	
MACEDONIA (TFYR)					5,206.95	0.20%	
MADAGASCAR					2,129.08	0.08%	
MALAWI	31.13	26.67			3,353.07	0.13%	
MALAYSIA	3.78				7,397.05	0.28%	
MALDIVES					99.38	0.00%	
MALI		6.51	1.34		3,111.53	0.12%	
MALTA					2,457.14	0.09%	
MARSHALL ISLANDS					3.29	0.00%	
MAURITANIA					1,371.33	0.05%	
MAURITIUS					68.22	0.00%	
MEXICO			22.11		3,912.94	0.15%	
MICRONESIA (FED. STATES OF)					37.82	0.00%	
MOLDOVA (REPUBLIC OF)					297.98	0.01%	
MONACO		28.78			9,051.43	0.35%	
MONGOLIA		21.61			800.72	0.03%	
MOROCCO					4,380.21	0.17%	
MOZAMBIQUE			4.50		6,099.75	0.23%	
MYANMAR					3,170.08	0.12%	
NAMIBIA					538.34	0.02%	
NAURU							
NEPAL		160.30			9,729.54	0.37%	
NETHERLANDS	15,419.06		133.47		69,478.86	2.65%	
NEW ZEALAND					2,056.08	0.08%	
NICARAGUA					2,033.13	0.08%	
NIGER					3,873.00	0.15%	
NIGERIA					1,602.62	0.06%	
NORWAY	164.87				8,833.19	0.34%	
OMAN					1,212.20	0.05%	
PALAU		52.32			108.12	0.00%	
PAKISTAN		4.13			42,550.08	1.62%	
PANAMA		1.50			3,261.63	0.12%	
PAPUA NEW GUINEA		13.66			103.90	0.00%	
PARAGUAY					10,492.93	0.40%	
PERU					4,287.02	0.16%	
PHILIPPINES					1,607.27	0.06%	
POLAND					548.65	0.02%	
PORTUGAL					1,450.73	0.06%	
QATAR							
REPUBLIC OF KOREA	530.25		38.65		23,947.50	0.91%	
ROMANIA		41.33			795.95	0.03%	
RUSSIAN FEDERATION			28.48		10,737.45	0.41%	
RWANDA				19.70	2,372.95	0.09%	
SAMOA					5.15	0.00%	
SAN MARINO					4.79	0.00%	
SAO TOME & PRINCIPE					227.84	0.01%	
SAUDI ARABIA					2,741.42	0.10%	
SENEGAL	416.57				4,538.23	0.17%	
SEYCHELLES		6.45			7.68	0.00%	
SIERRA LEONE		61.36	12.53		18,527.69	0.71%	
SINGAPORE	166.33	4.10			4,052.12	0.15%	
SLOVAKIA					474.20	0.02%	
SLOVENIA					568.35	0.02%	
SOLOMON ISLANDS					41.11	0.00%	
SOMALIA		76.18			1,035.92	0.04%	
SOUTH AFRICA	528.73	6.00			76,132.59	2.90%	
SPAIN	5.28	6.32			5,828.10	0.22%	
SRI LANKA					5,082.48	0.19%	
ST KITTS & NEVIS		9.64			9.64	0.00%	
ST. LUCIA							
ST. VINCENT & THE GRENADINES		0.76			0.76	0.00%	
SUDAN					5,777.76	0.22%	
SURINAME					278.72	0.01%	
SWAZILAND					688.87	0.03%	
SWEDEN	433.68	71,943.96			86,796.80	3.31%	
SWITZERLAND	10,442.81	4.27	0.19		39,631.61	1.51%	
SYRIAN ARAB REPUBLIC					4,452.74	0.17%	
TAJIKISTAN		0.44			514.03	0.02%	
THAILAND	327.55				8,748.03	0.33%	
TIMOR-LESTE					3,348.01	0.13%	
TOGO					4,923.10	0.19%	

**TOTAL PROCUREMENT OF GOODS BY AGENCY AND COUNTRY OF PROCUREMENT : 2002**

ALL SOURCES OF FUNDING						(USD Thousand)	
COUNTRY	AGENCY				TOTAL (ALL)	%	
	WHO	WIPO	WMO	WTO			
TONGA					4.20	0.00%	
TRINIDAD & TOBAGO					1,085.98	0.04%	
TUNISIA				17.00	887.08	0.03%	
TURKEY					68,817.90	2.62%	
TURKMENISTAN					315.42	0.01%	
TUVALU					3.14	0.00%	
UNITED ARAB EMIRATES	63.05			14.42	12,490.02	0.48%	
UGANDA		54.73			14,454.07	0.55%	
UKRAINE		9,143.97			10,145.51	0.39%	
UNITED KINGDOM	3,083.06			99.44	104,666.78	3.99%	
UNITED REP. OF TANZANIA	233.26	50.64			22,923.11	0.87%	
URUGUAY		8,505.39			11,516.56	0.44%	
USA	2,479.68			194.31	197,513.10	7.53%	
UZBEKISTAN					1,050.34	0.04%	
VANUATU					9.08	0.00%	
VENEZUELA		60.25			9,539.89	0.36%	
VIET NAM					3,131.17	0.12%	
YEMEN					3,486.22	0.13%	
YUGOSLAVIA					4,866.08	0.19%	
ZAMBIA		30.14			6,100.29	0.23%	
ZIMBABWE					1,916.27	0.07%	
<b>SUB-TOTAL</b>	<b>74,294.97</b>	<b>110,077.29</b>	<b>4,025.40</b>	<b>19.70</b>	<b>2,490,860.91</b>	<b>94.96%</b>	
UNSPECIFIED COUNTRIES	2,419.11	13.65			118,219.56	4.51%	
GLOBAL PROJECTS					26.31	0.00	
INTERREGIONAL PROJECTS							
ARAB COUNTRIES					13,954.41	0.01	
AFRICAN COUNTRIES							
ASIAN COUNTRIES					12.33	0.00	
EUROPEAN COUNTRIES					26.26	0.00	
LATIN AMERICA & THE CARIBBEAN							
<b>GRAND-TOTAL</b>	<b>76,714.08</b>	<b>110,090.94</b>	<b>4,025.40</b>	<b>19.70</b>	<b>2,623,099.79</b>	<b>100.00%</b>	
<b>INDUSTRIALIZED COUNTRIES:</b>	70,926.49	75,802.41	3,051.02		1,409,555.05	53.74%	
Percentage	92.46%	68.85%	75.79%		53.74%		
<b>DEVELOPING COUNTRIES/ ECONOMIES IN TRANSITION</b>	3,368.48	34,274.88	974.38	19.70	1,095,298.86	41.76%	
Percentage	4.39%	31.13%	24.21%	100.00%	41.76%		
<b>ARAB COUNTRIES</b>	41.00	9,245.93	17.00		100,863.01	4.58%	
Percentage	0.05%	8.40%	0.42%		3.85%		
<b>AFRICAN COUNTRIES</b>	1,278.27	1085.21	104.92	19.70	292396.94	11.49%	
Percentage	1.67%	0.99%	2.61%	100.00%	11.15%		
<b>ASIAN COUNTRIES</b>	1,549.63	377.07	40.75		323,734.81	12.34%	
Percentage	2.02%	0.34%	1.01%		12.34%		
<b>EUROPE &amp; CIS</b>	29.11	10,917.44	9.94		150,594.73	5.58%	
Percentage	0.04%	9.92%	0.25%		5.74%		
<b>LATIN AMERICA &amp; THE CARIB.</b>	470.47	12,649.23	801.78		224,358.23	8.55%	
Percentage	0.61%	11.49%	19.92%		8.55%		
<b>OTHERS</b>	2,419.11	13.65			118,245.88	4.51%	
Percentage	3.15%	0.01%			4.51%		

**PROCUREMENT OF SERVICES BY CONTRACTOR'S COUNTRY OF HEAD OFFICE  
AND SOURCE OF FUNDS: 2002**

ALL SOURCES OF FUNDING			(USD Thousand)	
COUNTRY	SOURCE OF FUNDING UNDP	AP	TOTAL	(%)
AFGHANISTAN	411.89	99.79	511.68	0.03%
ALBANIA	1,108.06	18.00	1,126.06	0.06%
ALGERIA	432.74	415.13	847.87	0.04%
ANDORRA				
ANGOLA		20,690.83	20,690.83	1.07%
ANTIGUA & BARBUDA				
ARGENTINA	4,293.50	129.78	4,423.27	0.23%
ARMENIA	76.88	440.50	517.38	0.03%
AUSTRALIA	13.20	10,651.73	10,664.93	0.55%
AUSTRIA	8.95	10,602.92	10,611.87	0.55%
AZERBAIJAN	192.31	111.00	303.31	0.02%
BAHAMAS				
BAHRAIN	81.86	149.04	230.90	0.01%
BANGLADESH	1,167.94	3,762.22	4,930.16	0.25%
BARBADOS		60.72	60.72	0.00%
BELARUS	331.23	0.38	331.61	0.02%
BELGIUM	747.06	1,997.05	2,744.12	0.14%
BELIZE				
BENIN	175.13		175.13	0.01%
BHUTAN	194.40		194.40	0.01%
BOLIVIA	6,606.80	434.33	7,041.13	0.36%
BOSNIA AND HERZEGOVINA	3,075.82	4,343.00	7,418.82	0.38%
BOTSWANA	1,030.06		1,030.06	0.05%
BRAZIL	69,721.90	672.70	70,394.60	3.64%
BRUNEI DARUSSALAM		2.40	2.40	0.00%
BULGARIA	10,305.23	122.69	10,427.91	0.54%
BURKINA FASO		67.20	67.20	0.00%
BURUNDI				
CAMBODIA	503.92	3,604.99	4,108.91	0.21%
CAMEROON	367.46	609.96	977.42	0.05%
CANADA	585.64	13,811.43	14,397.06	0.74%
CAPE VERDE	41.20	86.40	127.60	0.01%
CENTRAL AFRICAN REPUBLIC	130.61	406.71	537.31	0.03%
CHAD	54.09		54.09	0.00%
CHILE	3,321.50	1,384.88	4,706.38	0.24%
CHINA	299.71	10,364.27	10,663.98	0.55%
COLOMBIA	74,764.38	816.04	75,580.43	3.90%
COMOROS				
CONGO	147.10	353.92	501.02	0.03%
CONGO, DEM. REP.	256.02	8,443.70	8,699.72	0.45%
COSTA RICA	1,264.99	181.76	1,446.75	0.07%
COTE D'IVOIRE	71.35	38.25	109.60	0.01%
CROATIA	304.78	810.94	1,115.73	0.06%
CUBA	435.81	242.40	678.21	0.04%
CYPRUS		5,701.15	5,701.15	0.29%
CZECH REPUBLIC	39.48	303.10	342.58	0.02%
DENMARK	12,441.41	8,986.41	21,427.82	1.11%
DJIBOUTI		75.69	75.69	0.00%
DOMINICA		242.04	242.04	0.01%
DOMINICAN REPUBLIC		816.98	816.98	0.04%
DPR KOREA	257.02	1,346.55	1,603.57	0.08%
ECUADOR	2,285.88	158.80	2,444.68	0.13%
EGYPT	826.67	14,089.80	14,916.47	0.77%
EL SALVADOR	3,999.01	768.13	4,767.15	0.25%
EQUATORIAL GUINEA				
ERITREA	162.78	7,461.58	7,624.35	0.39%
ESTONIA		2,739.70	2,739.70	0.14%
ETHIOPIA	1,091.07	5,349.69	6,440.77	0.33%
FIJI	152.61	69.16	221.77	0.01%
FINLAND	125.01	461.84	586.85	0.03%
FRANCE	1,429.67	23,734.50	25,164.17	1.30%
GABON		1.60	1.60	0.00%
GAMBIA	97.00	27.73	124.73	0.01%
GEORGIA	1,256.81	898.48	2,155.29	0.11%
GERMANY	8,724.22	7,230.22	15,954.44	0.82%
GHANA	619.29	462.96	1,082.25	0.06%
GREECE		56.51	56.51	0.00%
GRENADA				
GUATEMALA	7,855.80	1,449.06	9,304.86	0.48%
GUINEA	30.37	15.82	46.20	0.00%
GUINEA-BISSAU	0.43	5.00	5.43	0.00%
GUYANA	79.13	368.00	447.13	0.02%
HAITI	8.85	93.58	102.44	0.01%
HONDURAS	2,939.00	268.65	3,207.66	0.17%
HUNGARY		687.95	687.95	0.04%
ICELAND				
INDIA	6,022.77	18,474.73	24,497.50	1.27%
INDONESIA	11,821.73	1,284.42	13,106.15	0.68%
IRAN (ISLAMIC REPUBLIC OF	104.91	126.79	231.70	0.01%
IRAQ		25,396.56	25,396.56	1.31%
IRELAND	4.06	1,240.86	1,244.92	0.06%
ISRAEL	44.27	2,109.79	2,154.07	0.11%
ITALY	509.17	45,386.65	45,895.82	2.37%
JAMAICA		964.64	964.64	0.05%
JAPAN		1,064.50	1,064.50	0.05%

**PROCUREMENT OF SERVICES BY CONTRACTOR'S COUNTRY OF HEAD OFFICE  
AND SOURCE OF FUNDS: 2002**

ALL SOURCES OF FUNDING			(USD Thousand)	
COUNTRY	UNDP	AP	TOTAL	(%)
JORDAN	121.35	1,751.40	1,872.75	0.10%
KAZAKHSTAN	592.78	16.00	608.78	0.03%
KENYA	172.50	29,124.38	29,296.88	1.51%
KIRIBATI				
KUWAIT	2,335.56	3,300.16	5,635.72	0.29%
KYRGYZSTAN		89.40	89.40	0.00%
LAO P.D.R.	116.46	322.10	438.56	0.02%
LATVIA	625.95	11.90	637.85	0.03%
LEBANON	278.70	4,328.92	4,607.62	0.24%
LESOTHO	24.26	373.05	397.31	0.02%
LIBERIA	14.38		14.38	0.00%
LIBYAN ARAB JAMAHIRIYAH				
LIECHTENSTEIN				
LITHUANIA	272.91	1.00	273.91	0.01%
LUXEMBOURG		39.54	39.54	0.00%
MACEDONIA (TFYR)	498.59	536.84	1,035.43	0.05%
MADAGASCAR	478.50	2,171.51	2,650.02	0.14%
MALAWI				
MALAYSIA	399.05	149.87	548.92	0.03%
MALDIVES	107.40		107.40	0.01%
MALI	0.30	12.28	12.58	0.00%
MALTA		9.49	9.49	0.00%
MARSHALL ISLANDS				
MAURITANIA				
MAURITIUS	11.85	22.40	34.25	0.00%
MEXICO	3,016.21	380.38	3,396.58	0.18%
MICRONESIA (FED. STATES OF)				
MOLDOVA (REPUBLIC OF)	119.22	4,756.90	4,876.12	0.25%
MONACO		6,243.99	6,243.99	0.32%
MONGOLIA	758.91	186.80	945.71	0.05%
MOROCCO	539.88	1,678.77	2,218.65	0.11%
MOZAMBIQUE	3,047.00	3,784.59	6,831.59	0.35%
MYANMAR				
NAMIBIA	24.15	23.00	47.15	0.00%
NAURU				
NEPAL	2,468.74	572.00	3,040.74	0.16%
NETHERLANDS	1,233.97	8,449.49	9,683.46	0.50%
NEW ZEALAND		295.64	295.64	0.02%
NICARAGUA	816.04	1,652.25	2,468.29	0.13%
NIGER	611.05	391.64	1,002.68	0.05%
NIGERIA		1,563.39	1,563.39	0.08%
NORWAY		1,832.90	1,832.90	0.09%
OMAN		60.00	60.00	0.00%
PALAU		122.99	122.99	0.01%
PAKISTAN	2,762.00	790.50	3,552.50	0.18%
PANAMA	173,031.17	29.80	173,060.97	8.94%
PAPUA NEW GUINEA				
PARAGUAY	1,080.61		1,080.61	0.06%
PERU	24,779.86	41.00	24,820.86	1.28%
PHILIPPINES	1,145.30	15.60	1,160.90	0.06%
POLAND	243.00	172.04	415.04	0.02%
PORTUGAL		1,410.71	1,410.71	0.07%
QATAR				
REPUBLIC OF KOREA	162.17	409.50	571.67	0.03%
ROMANIA	237.77	603.87	841.64	0.04%
RUSSIAN FEDERATION	4,358.97	107,446.71	111,805.68	5.78%
RWANDA				
SAMOA				
SAN MARINO				
SAO TOME & PRINCIPE		27.00	27.00	0.00%
SAUDI ARABIA	285.43	6.79	292.22	0.02%
SENEGAL	302.00	335.89	637.89	0.03%
SEYCHELLES	3.91		3.91	0.00%
SIERRA LEONE		1,674.12	1,674.12	0.09%
SINGAPORE	100.00	811.50	911.50	0.05%
SLOVAKIA		216.13	216.13	0.01%
SLOVENIA		468.62	468.62	0.02%
SOLOMON ISLANDS				
SOMALIA	144.57	844.60	989.17	0.05%
SOUTH AFRICA	46.23	24,979.13	25,025.35	1.29%
SPAIN		266.97	266.97	0.01%
SRI LANKA	486.80	18.28	505.08	0.03%
ST. KITTS & NEVIS				
ST. LUCIA				
ST. VINCENT & THE GRENADINES				
SUDAN	340.66	1,534.16	1,874.83	0.10%
SURINAME		4.00	4.00	0.00%
SWAZILAND	56.14	29.40	85.54	0.00%
SWEDEN	171.35	3,600.05	3,771.40	0.19%
SWITZERLAND	39.49	35,207.04	35,246.53	1.82%
SYRIAN ARAB REPUBLIC	503.94	2,361.76	2,865.70	0.15%
TAJIKISTAN	141.00	2,478.20	2,619.20	0.14%
THAILAND	693.80	2,144.85	2,838.66	0.15%
TIMOR-LESTE	99.23	3,329.40	3,428.64	0.18%
TOGO	552.29	375.61	927.90	0.05%

**PROCUREMENT OF SERVICES BY CONTRACTOR'S COUNTRY OF HEAD OFFICE  
AND SOURCE OF FUNDS: 2002**

ALL SOURCES OF FUNDING			(USD Thousand)	
COUNTRY	SOURCE OF FUNDING		TOTAL	(% )
	UNDP	AP		
TONGA				
TRINIDAD & TOBAGO	360.06		360.06	0.02%
TUNISIA	476.25	1,364.98	1,841.23	0.10%
TURKEY	158.10	539.25	697.35	0.04%
TURKMENISTAN	150.69	57.50	208.19	0.01%
TUVALU				
UNITED ARAB EMIRATES	451.56	186.22	637.78	0.03%
UGANDA	30.00	1,919.09	1,949.09	0.10%
UKRAINE	26.90	24,582.92	24,609.82	1.27%
UNITED KINGDOM	1,789.29	26,174.23	27,963.53	1.44%
UNITED REP. OF TANZANIA	1,390.39	1,631.98	3,022.37	0.16%
URUGUAY	1,217.24	172.20	1,389.44	0.07%
USA	43,845.76	174,576.25	218,422.01	11.28%
UZBEKISTAN	192.42	74.30	266.71	0.01%
VANUATU				
VENEZUELA	4,405.99	93.75	4,499.74	0.23%
VIET NAM	1,181.76	124.51	1,306.27	0.07%
YEMEN	95.55	334.83	430.38	0.02%
YUGOSLAVIA	776.13	4,326.31	5,102.44	0.26%
ZAMBIA		360.45	360.45	0.02%
ZIMBABWE	251.26	331.89	583.15	0.03%
<b>SUB-TOTAL</b>	<b>251.26</b>	<b>331.89</b>	<b>1,311,290.24</b>	<b>67.73%</b>
UNSPECIFIED COUNTRIES	60,360.36	520,668.47	581,028.83	30.01%
GLOBAL PROJECTS				
INTERREGIONAL PROJECTS		3,433.91	3,433.91	0.18%
ARAB COUNTRIES	34,735.52	306.00	35,041.52	1.81%
AFRICAN COUNTRIES		1,100.00	1,100.00	0.06%
ASIAN COUNTRIES		1,020.18	1,020.18	0.05%
EUROPEAN COUNTRIES				
LATIN AMERICA AND THE CARIBE		3,024.30	3,024.30	0.16%
<b>GRAND-TOTAL</b>	<b>95,347.14</b>	<b>529,884.75</b>	<b>1,935,938.98</b>	<b>100.00%</b>
<b>INDUSTRIALIZED COUNTRIES:</b>	<b>76,071.48</b>	<b>492,877.95</b>	<b>568,949.43</b>	
Percentage	79.78%	93.02%	29.39%	
<b>DEVELOPING COUNTRIES/ ECONOMIES IN TRANSITION</b>	<b>-41,084.70</b>	<b>-487,095.58</b>	<b>782,526.81</b>	
Percentage	-43.09%	-91.92%	40.42%	
<b>ARAB STATES</b>	<b>41,330.50</b>	<b>82,708.29</b>	<b>124,038.79</b>	
Percentage	43.35%	15.61%	6.41%	
<b>AFRICA</b>	<b>11,711.72</b>	<b>112,519.28</b>	<b>124,231.00</b>	
Percentage	12.28%	21.23%	6.42%	
<b>ASIA &amp; PACIFIC</b>	<b>31,214.38</b>	<b>45,697.21</b>	<b>76,911.59</b>	
Percentage	32.74%	8.62%	3.97%	
<b>EUROPE &amp; CIS</b>	<b>20,729.16</b>	<b>32,453.72</b>	<b>53,182.88</b>	
Percentage	21.74%	6.12%	2.75%	
<b>LATIN AMERICA &amp; THE CARIBBE.</b>	<b>386,283.73</b>	<b>14,450.17</b>	<b>400,733.91</b>	
Percentage	405.13%	2.73%	20.70%	
<b>OTHERS</b>	<b>60,360.36</b>	<b>524,102.38</b>	<b>584,462.74</b>	
Percentage	63.31%	98.91%	30.19%	

**TOTAL PROCUREMENT OF SERVICES BY AGENCY AND COUNTRY OF PROCUREMENT 2002**

ALL SOURCES OF FUNDING		(USD Thousand)			
COUNTRY	AGENCY UNDP/ NEX	UNDP/ DEX	ESCAP	ESCWA	ECA
AFGHANISTAN		411.89			
ALBANIA	5.02	1,103.04			
ALGERIA	432.74				
ANDORRA					
ANGOLA					
ANTIGUA & BARBUDA					
ARGENTINA	4,293.50				
ARMENIA	76.88				
AUSTRALIA					
AUSTRIA					
AZERBAIJAN	187.51	4.80			
BAHAMAS					
BAHRAIN	81.86			6.50	
BANGLADESH	1,167.94				
BARBADOS					
BELARUS	331.23				
BELGIUM					
BELIZE					
BENIN	175.13				
BHUTAN	194.40				
BOLIVIA	6,606.80				
BOSNIA AND HERZEGOVINA	104.26	2,971.56			
BOTSWANA	1,026.95				
BRAZIL	69,679.47	2.43			
BRUNEI DARUSSALAM					
BULGARIA	10,305.23				
BURKINA FASO					29.20
BURUNDI					
CAMBODIA	246.00	257.92			
CAMEROON	367.46				
CANADA		279.70			
CAPE VERDE	41.20				
CENTRAL AFRICAN REPUBLIC	130.61				
CHAD	5.00				
CHILE	3,246.97	74.29			
CHINA	255.98				
COLOMBIA	74,764.38				
COMOROS					
CONGO		147.10			
CONGO, DEM. REP.	254.02	2.00			
COSTA RICA	1,016.53	248.47			
COTE D'IVOIRE					33.76
CROATIA	304.78				
CUBA	435.81				
CYPRUS					
CZECH REPUBLIC					
DENMARK		7,446.43			
DJIBOUTI					
DOMINICA					
DOMINICAN REPUBLIC					
DPR KOREA	255.00				
ECUADOR	2,285.41				
EGYPT	550.04			15.35	42.11
EL SALVADOR	3,277.78	699.73			
EQUATORIAL GUINEA					
ERITREA		162.78			
ESTONIA					
ETHIOPIA	91.07				958.75
FIJI	125.01	27.60	22.19		
FINLAND	125.01				
FRANCE		1,302.11		5.59	2.40
GABON					
GAMBIA	97.00				27.73
GEORGIA	1,256.81				
GERMANY		8,553.77	98.02		
GHANA	594.29				
GREECE					
GRENADA					
GUATEMALA	7,356.88	498.92			
GUINEA	30.37				
GUINEA-BISSAU					
GUYANA	79.13				
HAITI	8.85				
HONDURAS	2,921.78	17.22			
HUNGARY					
ICELAND					
INDIA	1,923.07	2,409.72	3.50		
INDONESIA	6,791.44	5,030.29	1.50		
IRAN (ISLAMIC REPUBLIC OF)	101.10	3.81			
IRAQ					
IRELAND					
ISRAEL		44.27			
ITALY		396.37			
JAMAICA					
JAPAN					

**TOTAL PROCUREMENT OF SERVICES BY AGENCY AND COUNTRY OF PROCUREMENT 2002**

ALL SOURCES OF FUNDING		(USD Thousand)			
COUNTRY	AGENCY UNDP/ NEX	UNDP/ DEX	ESCAP	ESCWA	ECA
JORDAN	96.05				
KAZAKHSTAN	292.78				
KENYA	138.10	27.20			104.73
KIRIBATI					
KUWAIT	2,335.56				
KYRGYZSTAN					
LAO P.D.R.	116.46				
LATVIA	618.15	7.80			
LEBANON	225.88			1,367.41	
LESOTHO	24.26				29.60
LIBERIA	14.38				
LIBYAN ARAB JAMAHIRIYA					
LIECHTENSTEIN					
LITHUANIA	272.91				
LUXEMBOURG					
MACEDONIA (TFYR)	493.78	4.81			
MADAGASCAR	357.92	120.58			
MALAWI					
MALAYSIA	300.57	67.78			
MALDIVES	69.19		38.21		
MALI					
MALTA					
MARSHALL ISLANDS					
MAURITANIA					
MAURITIUS	3.85				18.40
MEXICO	2,916.06	100.15			
MICRONESIA (FED. STATES OF)					
MOLDOVA (REPUBLIC OF)	119.22				
MONACO					
MONGOLIA	111.76				
MOROCCO	379.60				
MOZAMBIQUE	2,197.77				57.20
MYANMAR					
NAMIBIA	24.15				
NAURU					
NEPAL	1,632.81	823.06			
NETHERLANDS					2.26
NEW ZEALAND					
NICARAGUA	319.54	496.49			
NIGER	599.05	12.00			
NIGERIA					
NORWAY					
OMAN					
PALAU					
PAKISTAN	2,762.00				
PANAMA	173,031.17				
PAPUA NEW GUINEA					
PARAGUAY	897.17	183.44			
PERU	24,759.86				
PHILIPPINES	949.10	175.46			
POLAND	243.00				
PORTUGAL					
QATAR					
REPUBLIC OF KOREA	145.13	17.04			
ROMANIA	237.77				
RUSSIAN FEDERATION	4,358.97				
RWANDA					
SAMOA					
SAN MARINO					
SAO TOME & PRINCIPE					
SAUDI ARABIA	285.43				
SENEGAL	302.00				27.90
SEYCHELLES	3.91				
SIERRA LEONE					
SINGAPORE		100.00	38.00		
SLOVAKIA					
SLOVENIA					
SOLOMON ISLANDS					
SOMALIA		144.57			
SOUTH AFRICA					60.34
SPAIN					
SRI LANKA	312.01	168.86			
ST. KITTS & NEVIS					
ST. LUCIA					
ST. VINCENT & THE GRENADINES					
SUDAN	48.23	292.43			
SURINAME					
SWAZILAND	15.67	40.47			29.40
SWEDEN		16.35			
SWITZERLAND		24.00			
SYRIAN ARAB REPUBLIC	488.14				
TAJIKISTAN	135.77	5.23			
THAILAND	204.03		1,410.27		
TIMOR-LESTE		99.23			
TOGO	543.59				

**TOTAL PROCUREMENT OF SERVICES BY AGENCY AND COUNTRY OF PROCUREMENT 2002**

ALL SOURCES OF FUNDING		(USD Thousand)				
COUNTRY	AGENCY UNDP/ NEX	UNDP/ DEX	ESCAP	ESCWA	ECA	
TONGA						
TRINIDAD & TOBAGO	360.06					
TUNISIA	476.25					
TURKEY	74.96	83.14				
TURKMENISTAN	150.69					
TUVALU						
UNITED ARAB EMIRATES		424.50		5.04		
UGANDA					48.16	
UKRAINE	21.20					
UNITED KINGDOM		2.76	26.64	3.35		
UNITED REP. OF TANZANIA	1,390.39					
URUGUAY	1,217.24					
USA		1,076.23	17.14	46.65	682.46	
UZBEKISTAN	154.41	38.01	6.00			
VANUATU						
VENEZUELA	4,396.64	9.36				
VIET NAM	1,173.55					
YEMEN		95.55				
YUGOSLAVIA		776.13				
ZAMBIA					33.40	
ZIMBABWE	163.26				31.18	
<b>SUB-TOTAL</b>	<b>436,569.07</b>	<b>37,528.83</b>	<b>1,661.47</b>	<b>1,449.89</b>	<b>2,218.98</b>	
UNSPECIFIED COUNTRIES						
GLOBAL PROJECTS						
INTERREGIONAL PROJECTS						
ARAB COUNTRIES		34,735.52				
AFRICAN COUNTRIES						
ASIAN COUNTRIES						
EUROPEAN COUNTRIES						
LATIN AMERICA AND THE CARIBBEAN						
<b>GRAND-TOTAL</b>	<b>436,569.07</b>	<b>37,528.83</b>	<b>1,661.47</b>	<b>1,449.89</b>	<b>2,218.98</b>	
<b>INDUSTRIALIZED COUNTRIES:</b>	<b>4,483.98</b>	<b>19,141.97</b>	<b>141.80</b>	<b>55.59</b>	<b>687.12</b>	
Percentage	1.03%	51.01%	8.53%	3.83%	30.97%	
<b>DEVELOPING COUNTRIES/ ECONOMIES IN TRANSITION:</b>	<b>432,085.10</b>	<b>18,386.86</b>	<b>1,519.67</b>	<b>1,394.30</b>	<b>1,531.86</b>	
Percentage	98.97%	48.99%	91.47%	96.17%	69.03%	
<b>ARAB STATES</b>	<b>5,522.09</b>	<b>35,271.88</b>		<b>1,389.26</b>	<b>42.11</b>	
Percentage	1.26%	93.99%		95.82%	1.90%	
<b>AFRICA</b>	<b>8591.38</b>	<b>936.63</b>		<b>5.04</b>	<b>1,441.59</b>	
Percentage	1.97%	2.50%		0.35%	64.97%	
<b>ASIA &amp; PACIFIC</b>	<b>18,735.44</b>	<b>9,489.62</b>	<b>1,513.67</b>			
Percentage	4.29%	25.29%	91.10%			
<b>EUROPE &amp; CIS</b>	<b>15,365.16</b>	<b>4,994.52</b>	<b>6.00</b>		<b>48.16</b>	
Percentage	3.52%	13.31%	0.36%		2.17%	
<b>LATIN AMERICA &amp; THE CARIBBEAN</b>	<b>383,871.03</b>	<b>2,330.50</b>				
Percentage	87.93%	6.21%				
<b>Others</b>						
Percentage						



**TOTAL PROCUREMENT OF SERVICES BY AGENCY AND COUNTRY OF PROCUREMENT 2002**

ALL SOURCES OF FUNDING		(USD Thousand)			
COUNTRY	AGENCY				
	ECLAC	FAO	IAEA	IAPSO	ILO
AFGHANISTAN					
ALBANIA					
ALGERIA					
ANDORRA					
ANGOLA					
ANTIGUA & BARBUDA					
ARGENTINA			59.40		
ARMENIA			42.00		
AUSTRALIA			4,347.46		
AUSTRIA					
AZERBAIJAN					
BAHAMAS					
BAHRAIN					53.05
BANGLADESH					2,504.21
BARBADOS					
BELARUS			0.38		
BELGIUM		1,055.00	16.86	14.25	
BELIZE					
BENIN					
BHUTAN					
BOLIVIA					
BOSNIA AND HERZEGOVINA					
BOTSWANA					
BRAZIL			65.34		
BRUNEI DARUSSALAM					
BULGARIA					
BURKINA FASO					
BURUNDI					
CAMBODIA					265.48
CAMEROON					
CANADA	7.36	65.04	426.02		
CAPE VERDE					
CENTRAL AFRICAN REPUBLIC					
CHAD					40.69
CHILE	1,095.59	0.24	68.20		165.00
CHINA		0.60	86.38		
COLOMBIA	3.15		1.40		759.00
COMOROS					
CONGO					
CONGO, DEM. REP.		136.26			
COSTA RICA			14.00		167.76
COTE D'IVOIRE					
CROATIA			10.00		
CUBA			7.40		
CYPRUS					
CZECH REPUBLIC			170.00		
DENMARK			3.40	7,246.22	
DJIBOUTI					
DOMINICA					
DOMINICAN REPUBLIC					816.98
DPR KOREA					
ECUADOR					
EGYPT		30.05			
EL SALVADOR					768.13
EQUATORIAL GUINEA					
ERITREA					
ESTONIA					
ETHIOPIA		2.29			
FIJI					
FINLAND			71.44		
FRANCE			1,207.39		1,895.00
GABON					
GAMBIA					
GEORGIA					
GERMANY		161.51	680.95		
GHANA					37.71
GREECE					
GRENADA					
GUATEMALA	1.12				617.44
GUINEA					
GUINEA-BISSAU		5.00			
GUYANA					
HAITI					81.58
HONDURAS					224.65
HUNGARY		3.30	14.41		
ICELAND					
INDIA		121.44	604.35		905.69
INDONESIA			12.60		
IRAN (ISLAMIC REPUBLIC OF)					
IRAQ					
IRELAND		12.26			
ISRAEL					
ITALY		13,887.26	192.20		81.03
JAMAICA			59.90		154.74
JAPAN			508.77		

**TOTAL PROCUREMENT OF SERVICES BY AGENCY AND COUNTRY OF PROCUREMENT 2002**

ALL SOURCES OF FUNDING		(USD Thousand)			
COUNTRY	ECLAC	AGENCY			ILO
		FAO	IAEA	IAPSO	
JORDAN		6.00			
KAZAKHSTAN					
KENYA		7.20			
KIRIBATI					
KUWAIT					
KYRGYZSTAN					
LAO P.D.R.					
LATVIA			11.90		
LEBANON					
LESOTHO					
LIBERIA					
LIBYAN ARAB JAMAHIRIYA					
LIECHTENSTEIN					
LITHUANIA			1.00		
LUXEMBOURG			35.84		
MACEDONIA (TFYR)		64.40			
MADAGASCAR		24.33			2,082.19
MALAWI					
MALAYSIA					
MALDIVES					
MALI		5.00			
MALTA					
MARSHALL ISLANDS					
MAURITANIA					
MAURITIUS					3.00
MEXICO					
MICRONESIA (FED. STATES OF)					
MOLDOVA (REPUBLIC OF)			16.90		
MONACO			7.50		
MONGOLIA					
MOROCCO					116.41
MOZAMBIQUE					
MYANMAR					
NAMIBIA					
NAURU					
NEPAL					541.27
NETHERLANDS			92.81		
NEW ZEALAND					
NICARAGUA					639.71
NIGER					31.87
NIGERIA					67.15
NORWAY					
OMAN					
PALAU					
PAKISTAN			4.00		527.89
PANAMA					
PAPUA NEW GUINEA					
PARAGUAY					
PERU			24.00		
PHILIPPINES					
POLAND			53.94		
PORTUGAL					
QATAR					
REPUBLIC OF KOREA			14.52		
ROMANIA			22.44		
RUSSIAN FEDERATION			233.33		30.14
RWANDA					
SAMOA					
SAN MARINO					
SAO TOME & PRINCIPE					
SAUDI ARABIA					
SENEGAL		8.67			
SEYCHELLES					
SIERRA LEONE					
SINGAPORE					
SLOVAKIA					
SLOVENIA			15.33		
SOLOMON ISLANDS					806.20
SOMALIA					
SOUTH AFRICA		2.10	212.20		
SPAIN		18.82	139.08		
SRI LANKA					
ST KITTS & NEVIS					
ST. LUCIA					
ST. VINCENT & THE GRENADINES					
SUDAN					949.71
SURINAME					
SWAZILAND					
SWEDEN					
SWITZERLAND		127.04	204.72		3,023.00
SYRIAN ARAB REPUBLIC					
TAJIKISTAN		7.20			
THAILAND				57.67	
TIMOR-LESTE					
TOGO					34.61

**TOTAL PROCUREMENT OF SERVICES BY AGENCY AND COUNTRY OF PROCUREMENT 2002**

ALL SOURCES OF FUNDING		(USD Thousand)			
COUNTRY	AGENCY				
	ECLAC	FAO	IAEA	IAPSO	ILO
TONGA					
TRINIDAD & TOBAGO					
TUNISIA		1,291.98	3.00		
TURKEY					
TURKMENISTAN					
TUVALU					
UNITED ARAB EMIRATES					
UGANDA					112.90
UKRAINE			119.21		254.96
UNITED KINGDOM	1.22	733.85	1,150.13		
UNITED REP. OF TANZANIA					446.33
URUGUAY					
USA	144.65	415.70	5,015.02		11,259.00
UZBEKISTAN					
VANUATU					
VENEZUELA					
VIET NAM			2.00		112.00
YEMEN					121.00
YUGOSLAVIA			79.60		
ZAMBIA					65.47
ZIMBABWE					
<b>SUB-TOTAL</b>	<b>1,253.09</b>	<b>18,192.52</b>	<b>16,128.72</b>	<b>7,318.14</b>	<b>30,762.92</b>
UNSPECIFIED COUNTRIES		75.90			
GLOBAL PROJECTS					
INTERREGIONAL PROJECTS					3,433.91
ARAB COUNTRIES					306.00
AFRICAN COUNTRIES					1,100.00
ASIAN COUNTRIES					1,020.18
EUROPEAN COUNTRIES					
LATIN AMERICA AND THE CARIBBEAN					3,024.30
<b>GRAND-TOTAL</b>	<b>1,253.09</b>	<b>18,268.41</b>	<b>16,128.72</b>	<b>7,318.14</b>	<b>39,647.31</b>
<b>INDUSTRIALIZED COUNTRIES:</b>	153.23	16,476.48	14,374.93	7,260.47	16,288.17
Percentage	12.23%	90.19%	89.13%	99.21%	41.08%
<b>DEVELOPING COUNTRIES/ ECONOMIES IN TRANSITION:</b>	1,099.86	1,716.04	1,753.80	57.67	19,925.23
Percentage	87.77%	9.39%	10.87%	0.79%	50.26%
<b>ARAB STATES</b>		1,328.03	122.21		2,607.32
Percentage		7.27%	0.76%		6.58%
<b>AFRICA</b>		190.84	212.20		3,909.02
Percentage		1.04%	1.32%		9.86%
<b>ASIA &amp; PACIFIC</b>		122.04	723.85	57.67	5,876.71
Percentage		0.67%	4.49%	0.79%	14.82%
<b>EUROPE &amp; CIS</b>		74.90	395.90		112.90
Percentage		0.41%	2.45%		0.28%
<b>LATIN AMERICA &amp; THE CARIBBEAN</b>	1,099.86	0.24	299.64		7,419.29
Percentage	87.77%	0.00%	1.86%		18.71%
<b>Others</b>		75.90			3,433.91
Percentage		0.42%			8.66%

**TOTAL PROCUREMENT OF SERVICES BY AGENCY AND COUNTRY OF PROCUREMENT 2002**

ALL SOURCES OF FUNDING		(USD Thousand)			
COUNTRY	ITU	UNCTAD	UNDP/ HQ	UNFPA	UNHCR
AFGHANISTAN				36.00	
ALBANIA					
ALGERIA				16.00	
ANDORRA					
ANGOLA				19.00	
ANTIGUA & BARBUDA					
ARGENTINA	31.51	1.20			
ARMENIA				63.00	
AUSTRALIA	2.20			94.00	
AUSTRIA					
AZERBAIJAN				111.00	
BAHAMAS					
BAHRAIN					
BANGLADESH				286.00	
BARBADOS					
BELARUS					
BELGIUM		4.50	723.85	35.00	104.30
BELIZE					
BENIN					
BHUTAN					
BOLIVIA		36.50			
BOSNIA AND HERZEGOVINA					
BOTSWANA					
BRAZIL					
BRUNEI DARUSSALAM		2.40			
BULGARIA		0.20			
BURKINA FASO				38.00	
BURUNDI					
CAMBODIA					
CAMEROON					
CANADA	5.35			50.00	955.80
CAPE VERDE		14.40		72.00	
CENTRAL AFRICAN REPUBLIC					
CHAD		8.40			
CHILE					
CHINA				4.00	
COLOMBIA	37.89				
COMOROS					
CONGO					
CONGO, DEM. REP.					
COSTA RICA					
COTE D'IVOIRE					
CROATIA					
CUBA				110.00	
CYPRUS					72.20
CZECH REPUBLIC					
DENMARK				769.00	254.90
DJIBOUTI				39.00	
DOMINICA					
DOMINICAN REPUBLIC					
DPR KOREA					
ECUADOR		105.80		53.00	
EGYPT				25.00	
EL SALVADOR					
EQUATORIAL GUINEA					
ERITREA				15.00	
ESTONIA					
ETHIOPIA		1.80		3.00	
FIJI		2.90			
FINLAND					
FRANCE				7.00	121.50
GABON		1.60			
GAMBIA					
GEORGIA					
GERMANY	118.82			12.00	
GHANA					
GREECE					
GRENADA					
GUATEMALA				811.00	
GUINEA		11.30			
GUINEA-BISSAU					
GUYANA					
HAITI				12.00	
HONDURAS					
HUNGARY					
ICELAND					
INDIA		20.80	1,664.96	131.00	
INDONESIA					
IRAN (ISLAMIC REPUBLIC OF)					
IRAQ	785.15				
IRELAND					570.80
ISRAEL		15.00			
ITALY	43.00				127.90
JAMAICA					
JAPAN					

**TOTAL PROCUREMENT OF SERVICES BY AGENCY AND COUNTRY OF PROCUREMENT 2002**

ALL SOURCES OF FUNDING		(USD Thousand)				
COUNTRY	ITU	UNCTAD	UNDP/ HQ	UNFPA	UNHCR	
JORDAN	182.69	9.00		20.00		
KAZAKHSTAN			300.00	16.00		
KENYA				172.00		
KIRIBATI						
KUWAIT						
KYRGYZSTAN						
LAO P.D.R.						
LATVIA						
LEBANON				16.00		
LESOTHO						
LIBERIA						
LIBYAN ARAB JAMAHIRIYA						
LIECHTENSTEIN						
LITHUANIA						
LUXEMBOURG					3.70	
MACEDONIA (TFYR)						
MADAGASCAR				55.00		
MALAWI						
MALAYSIA		1.20				
MALDIVES						
MALI						
MALTA						
MARSHALL ISLANDS						
MAURITANIA						
MAURITIUS		9.00				
MEXICO				9.00		
MICRONESIA (FED. STATES OF)						
MOLDOVA (REPUBLIC OF)						
MONACO						
MONGOLIA		14.30	639.78	169.00		
MOROCCO	840.52	7.40				
MOZAMBIQUE				150.00		
MYANMAR						
NAMIBIA				23.00		
NAURU						
NEPAL		7.40		28.00		
NETHERLANDS			720.00	880.00	164.90	
NEW ZEALAND						
NICARAGUA						
NIGER						
NIGERIA						
NORWAY				3.00		
OMAN						
PALAU						
PAKISTAN		17.20		41.00		
PANAMA		10.00				
PAPUA NEW GUINEA						
PARAGUAY						
PERU	17.00					
PHILIPPINES				11.00		
POLAND		2.70				
PORTUGAL						
QATAR						
REPUBLIC OF KOREA						
ROMANIA						
RUSSIAN FEDERATION						
RWANDA						
SAMOA						
SAN MARINO						
SAO TOME & PRINCIPE				27.00		
SAUDI ARABIA						
SENEGAL				5.00		
SEYCHELLES						
SIERRA LEONE						
SINGAPORE	12.28			7.00		
SLOVAKIA						
SLOVENIA						
SOLOMON ISLANDS						
SOMALIA						
SOUTH AFRICA						
SPAIN						
SRI LANKA						
ST KITTS & NEVIS						
ST. LUCIA						
ST. VINCENT & THE GRENADINES						
SUDAN						
SURINAME						
SWAZILAND						
SWEDEN					10.30	
SWITZERLAND		100.00		47.00	4,428.90	
SYRIAN ARAB REPUBLIC		15.80		12.00		
TAJIKISTAN				51.00		
THAILAND		4.90	470.50	247.00		
TIMOR-LESTE						
TOGO		6.50				

**TOTAL PROCUREMENT OF SERVICES BY AGENCY AND COUNTRY OF PROCUREMENT 2002**

ALL SOURCES OF FUNDING		(USD Thousand)				
COUNTRY	ITU	UNCTAD	UNDP/ HQ	UNFPA	UNHCR	
TONGA						
TRINIDAD & TOBAGO						
TUNISIA		28.00		26.00		
TURKEY				16.00		
TURKMENISTAN				29.00		
TUVALU						
UNITED ARAB EMIRATES						
UGANDA				125.00		
UKRAINE		8.40				
UNITED KINGDOM	1,637.65		1,195.76	1,044.00	472.60	
UNITED REP. OF TANZANIA						
URUGUAY		2.20				
USA	29.00		34,091.98	10,302.00	230.70	
UZBEKISTAN						
VANUATU						
VENEZUELA						
VIET NAM		9.00				
YEMEN		28.00				
YUGOSLAVIA						
ZAMBIA		17.00		52.00		
ZIMBABWE		11.50				
<b>SUB-TOTAL</b>	<b>3,743.06</b>	<b>536.30</b>	<b>39,806.82</b>	<b>16,394.00</b>	<b>7,518.50</b>	
UNSPECIFIED COUNTRIES						
GLOBAL PROJECTS						
INTERREGIONAL PROJECTS						
ARAB COUNTRIES						
AFRICAN COUNTRIES						
ASIAN COUNTRIES						
EUROPEAN COUNTRIES						
LATIN AMERICA AND THE CARIBBEAN						
<b>GRAND-TOTAL</b>	<b>3,743.06</b>	<b>536.30</b>	<b>39,806.82</b>	<b>16,394.00</b>	<b>7,518.50</b>	
<b>INDUSTRIALIZED COUNTRIES:</b>	1,836.02	119.50	36,731.59	13,243.00	7,446.30	
Percentage	49.05%	22.28%	92.27%	80.78%	99.04%	
<b>DEVELOPING COUNTRIES/ ECONOMIES IN TRANSITION:</b>	1,907.04	416.80	3,075.24	3,151.00	72.20	
Percentage	50.95%	77.72%	7.73%	19.22%	0.96%	
<b>ARAB STATES</b>	1,808.36	96.60		154.00		
Percentage	48.31%	18.01%		0.94%		
<b>AFRICA</b>		81.50		631.00		
Percentage		15.20%		3.85%		
<b>ASIA &amp; PACIFIC</b>	12.28	80.10	2,775.24	960.00		
Percentage	0.33%	14.94%	6.97%	5.86%		
<b>EUROPE &amp; CIS</b>		2.90	300.00	411.00	72.20	
Percentage		0.54%	0.75%	2.51%	0.96%	
<b>LATIN AMERICA &amp; THE CARIBBEAN</b>	86.40	155.70		995.00		
Percentage	2.31%	29.03%		6.07%		
<b>Others</b>						
Percentage						

**TOTAL PROCUREMENT OF SERVICES BY AGENCY AND COUNTRY OF PROCUREMENT 2002**

ALL SOURCES OF FUNDING		AGENCY					(USD Thousand)
COUNTRY	UNIDO	UNOPS	UNOG	UNON	UNOV	UN/PD	
AFGHANISTAN						63.79	
ALBANIA						18.00	
ALGERIA	368.90					30.23	
ANDORRA							
ANGOLA						19,696.26	
ANTIGUA & BARBUDA							
ARGENTINA	34.67	3.00					
ARMENIA	377.50						
AUSTRALIA		224.34	137.15			10,155.41	
AUSTRIA	1,047.27	2,271.01			1,736.38	1,209.76	
AZERBAIJAN							
BAHAMAS							
BAHRAIN	10.00			79.49			
BANGLADESH				51.75			
BARBADOS						60.72	
BELARUS							
BELGIUM		8.20	294.00	50.74		190.71	
BELIZE							
BENIN							
BHUTAN							
BOLIVIA	397.83						
BOSNIA AND HERZEGOVINA						4,343.00	
BOTSWANA							
BRAZIL	548.43	40.00	46.00				
BRUNEI DARUSSALAM							
BULGARIA	65.05		28.09			29.35	
BURKINA FASO							
BURUNDI							
CAMBODIA						3,339.51	
CAMEROON							
CANADA	158.64	420.76	758.06	94.07		11,150.84	
CAPE VERDE							
CENTRAL AFRICAN REPUBLIC	340.00					66.71	
CHAD							
CHILE	43.59		10.00				
CHINA	9,391.42	11.50		34.50		878.62	
COLOMBIA					12.60	1.20	
COMOROS							
CONGO	353.92						
CONGO, DEM. REP.						8,307.44	
COSTA RICA							
COTE D'IVOIRE		71.35					
CROATIA	565.83		23.00			212.12	
CUBA	125.00						
CYPRUS			19.09			5,609.86	
CZECH REPUBLIC	167.58						
DENMARK	54.61	1,184.76	615.55			3,827.03	
DJIBOUTI						36.69	
DOMINICA		242.04					
DOMINICAN REPUBLIC							
DPR KOREA	1,344.35						
ECUADOR							
EGYPT	122.40	298.94	16.85			13,492.23	
EL SALVADOR		21.50					
EQUATORIAL GUINEA							
ERITREA		2,712.25				4,734.33	
ESTONIA		4.70				2,735.00	
ETHIOPIA		1,000.00	110.00			2,798.77	
FIJI		25.43				18.64	
FINLAND		282.41	53.00			55.00	
FRANCE	173.35	3,608.66	2,243.71		8.50	14,367.24	
GABON							
GAMBIA							
GEORGIA			4.30			894.18	
GERMANY	1,517.62	664.62	184.62		100.20	601.39	
GHANA	384.00	25.00				41.25	
GREECE						56.51	
GRENADA							
GUATEMALA	19.50						
GUINEA						4.52	
GUINEA-BISSAU							
GUYANA		368.00					
HAITI							
HONDURAS	44.00						
HUNGARY	542.86	121.38	6.00				
ICELAND							
INDIA	1,092.59	5,497.96	132.27		17.00	9,523.49	
INDONESIA	480.91					528.51	
IRAN (ISLAMIC REPUBLIC OF)	126.79						
IRAQ				23,236.89		1,374.52	
IRELAND		3.00	65.05			589.75	
ISRAEL						2,094.79	
ITALY	3,656.95	2,383.73	70.55			7,052.07	
JAMAICA		747.50				2.50	
JAPAN	15.50	48.37		289.05	2.95	198.32	

**TOTAL PROCUREMENT OF SERVICES BY AGENCY AND COUNTRY OF PROCUREMENT 2002**

ALL SOURCES OF FUNDING		AGENCY					(USD Thousand)
COUNTRY	UNIDO	UNOPS	UNOG	UNON	UNOV	UN/PD	
JORDAN	205.03	463.08				890.90	
KAZAKHSTAN							
KENYA	45.00	17.00		20,529.53		61.58	
KIRIBATI							
KUWAIT						3,300.16	
KYRGYZSTAN			89.40				
LAO P.D.R.	307.85						
LATVIA							
LEBANON	93.66	54.64				2,850.03	
LESOTHO	343.45						
LIBERIA							
LIBYAN ARAB JAMAHIRIYA							
LIECHTENSTEIN							
LITHUANIA							
LUXEMBOURG							
MACEDONIA (TFYR)	445.38					27.07	
MADAGASCAR		10.00					
MALAWI							
MALAYSIA	145.31	30.00					
MALDIVES							
MALI						7.28	
MALTA			1.09				
MARSHALL ISLANDS							
MAURITANIA							
MAURITIUS							
MEXICO	108.40	27.89		49.00		112.10	
MICRONESIA (FED. STATES OF)							
MOLDOVA (REPUBLIC OF)						4,740.00	
MONACO						6,236.49	
MONGOLIA					3.50		
MOROCCO	248.12	156.77	1.83			464.49	
MOZAMBIQUE	9.50	849.23				3,426.00	
MYANMAR							
NAMIBIA							
NAURU							
NEPAL							
NETHERLANDS	99.41	600.08	223.18	274.41		5,931.39	
NEW ZEALAND				62.80		232.84	
NICARAGUA	25.00					90.85	
NIGER	347.00						
NIGERIA	412.26	32.00				1,051.57	
NORWAY		843.38	47.59	320.91		153.88	
OMAN	60.00						
PALAU						122.99	
PAKISTAN						85.85	
PANAMA	19.11						
PAPUA NEW GUINEA							
PARAGUAY							
PERU		20.00					
PHILIPPINES	4.60	17.00					
POLAND	72.60	25.00				17.80	
PORTUGAL	35.85					1,374.86	
QATAR							
REPUBLIC OF KOREA	29.93		0.05			365.00	
ROMANIA	554.23					27.20	
RUSSIAN FEDERATION	18.40	65.00	63.05			107,036.78	
RWANDA							
SAMOA							
SAN MARINO							
SAO TOME & PRINCIPE							
SAUDI ARABIA						5.66	
SENEGAL		82.76					
SEYCHELLES							
SIERRA LEONE						1,674.12	
SINGAPORE			5.00			586.23	
SLOVAKIA	71.25	66.16			5.20	73.52	
SLOVENIA		421.34				31.96	
SOLOMON ISLANDS							
SOMALIA							
SOUTH AFRICA	18.00	2,511.73	23.91			21,706.81	
SPAIN		10.00	20.81	32.50		45.49	
SRI LANKA	18.28	5.93					
ST. KITTS & NEVIS							
ST. LUCIA							
ST. VINCENT & THE GRENADINES							
SUDAN							
SURINAME		4.00					
SWAZILAND							
SWEDEN	8.81	2,081.73	144.35			457.16	
SWITZERLAND	288.83	424.89	15,233.62		5.00	11,223.83	
SYRIAN ARAB REPUBLIC	52.50					2,297.26	
TAJIKISTAN						2,420.00	
THAILAND	35.48		15.00				
TIMOR-LESTE						3,328.38	
TOGO	341.00						



**TOTAL PROCUREMENT OF SERVICES BY AGENCY AND COUNTRY OF PROCUREMENT 2002**

ALL SOURCES OF FUNDING		AGENCY					(USD Thousand)
COUNTRY	UNIDO	UNOPS	UNOG	UNON	UNOV	UN/PD	
TONGA							
TRINIDAD & TOBAGO							
TUNISIA	16.00						
TURKEY	171.20					352.05	
TURKMENISTAN							
TUVALU							
UNITED ARAB EMIRATES						111.02	
UGANDA		30.00				242.37	
UKRAINE	5.70	59.48	10.00			24,130.88	
UNITED KINGDOM	393.77	1,820.50	4,779.58	1,596.67	180.94	12,527.29	
UNITED REP. OF TANZANIA	408.33		7.00				
URUGUAY	170.00						
USA	2,307.55	14,619.43	4,038.69	63.25	25.62	133,420.69	
UZBEKISTAN							
VANUATU							
VENEZUELA	72.50					21.25	
VIET NAM							
YEMEN	185.83						
YUGOSLAVIA		7.08				4,239.63	
ZAMBIA				151.92		11.53	
ZIMBABWE	272.43	104.00					
<b>SUB-TOTAL</b>	<b>32,038.59</b>	<b>47,750.49</b>	<b>29,521.44</b>	<b>46,917.48</b>	<b>2,097.89</b>	<b>487,904.50</b>	
UNSPECIFIED COUNTRIES	282.73	182,910.20					
GLOBAL PROJECTS							
INTERREGIONAL PROJECTS							
ARAB COUNTRIES							
AFRICAN COUNTRIES							
ASIAN COUNTRIES							
EUROPEAN COUNTRIES							
LATIN AMERICA AND THE CARIBBEAN							
<b>GRAND-TOTAL</b>	<b>32,321.32</b>	<b>230,660.69</b>	<b>29,521.44</b>	<b>46,917.48</b>	<b>2,097.89</b>	<b>487,904.50</b>	
<b>INDUSTRIALIZED COUNTRIES:</b>	<b>9,776.55</b>	<b>31,564.86</b>	<b>28,972.56</b>	<b>2,784.41</b>	<b>2,059.59</b>	<b>330,189.53</b>	
Percentage	30.25%	13.68%	98.14%	5.93%	98.17%	67.68%	
<b>DEVELOPING COUNTRIES/ ECONOMIES IN TRANSITION:</b>	<b>22,262.04</b>	<b>16,185.63</b>	<b>548.88</b>	<b>44,133.07</b>	<b>38.30</b>	<b>157,714.97</b>	
Percentage	68.88%	7.02%	1.86%	94.07%	1.83%	32.32%	
<b>ARAB STATES</b>	<b>1,494.93</b>	<b>1,032.92</b>	<b>28.68</b>	<b>23,316.37</b>		<b>48,873.04</b>	
Percentage	4.63%	0.45%	0.10%	49.70%		10.02%	
<b>AFRICA</b>	<b>3274.89</b>	<b>7,415.32</b>	<b>140.91</b>	<b>20681.45</b>		<b>63699.19</b>	
Percentage	10.13%	3.21%	0.48%	44.08%		13.06%	
<b>ASIA &amp; PACIFIC</b>	<b>12,850.72</b>	<b>5,587.82</b>	<b>152.32</b>	<b>86.25</b>	<b>20.50</b>	<b>15,512.64</b>	
Percentage	39.76%	2.42%	0.52%	0.18%	0.98%	3.18%	
<b>EUROPE &amp; CIS</b>	<b>3,033.47</b>	<b>675.65</b>	<b>170.97</b>		<b>5.20</b>	<b>26,013.10</b>	
Percentage	9.39%	0.29%	0.58%		0.25%	5.33%	
<b>LATIN AMERICA &amp; THE CARIBBEAN</b>	<b>1,608.03</b>	<b>1,473.92</b>	<b>56.00</b>	<b>49.00</b>	<b>12.60</b>	<b>288.62</b>	
Percentage	4.98%	0.64%	0.19%	0.10%	0.60%	0.06%	
<b>Others</b>	<b>282.73</b>	<b>182,910.20</b>					
Percentage	0.87%	79.30%					

**TOTAL PROCUREMENT OF SERVICES BY AGENCY AND COUNTRY OF PROCUREMENT 2002**

COUNTRY	AGENCY					(USD Thousand)	
	UNU	UNV	WFP	WMO	WTO	TOTAL (ALL)	%
AFGHANISTAN						511.68	0.03%
ALBANIA						1,126.06	0.06%
ALGERIA						847.87	0.04%
ANDORRA							
ANGOLA			975.57			20,690.83	1.07%
ANTIGUA & BARBUDA							
ARGENTINA						4,423.27	0.23%
ARMENIA						517.38	0.03%
AUSTRALIA			8.64		1.20	10,664.93	0.55%
AUSTRIA						10,611.87	0.55%
AZERBAIJAN						303.31	0.02%
BAHAMAS							
BAHRAIN						230.90	0.01%
BANGLADESH			920.27			4,930.16	0.25%
BARBADOS						60.72	0.00%
BELARUS						331.61	0.02%
BELGIUM		60.00	185.94		0.76	2,744.12	0.14%
BELIZE							
BENIN						175.13	0.01%
BHUTAN						194.40	0.01%
BOLIVIA						7,041.13	0.36%
BOSNIA AND HERZEGOVINA						7,418.82	0.38%
BOTSWANA					3.11	1,030.06	0.05%
BRAZIL				12.93		70,394.60	3.64%
BRUNEI DARUSSALAM						2.40	0.00%
BULGARIA						10,427.91	0.54%
BURKINA FASO						67.20	0.00%
BURUNDI							
CAMBODIA						4,108.91	0.21%
CAMEROON			609.96			977.42	0.05%
CANADA			12.41	13.00		14,397.06	0.74%
CAPE VERDE						127.60	0.01%
CENTRAL AFRICAN REPUBLIC						537.31	0.03%
CHAD						54.09	0.00%
CHILE			2.50			4,706.38	0.24%
CHINA					0.98	10,663.98	0.55%
COLOMBIA			0.80			75,580.43	3.90%
COMOROS							
CONGO						501.02	0.03%
CONGO, DEM. REP.						8,699.72	0.45%
COSTA RICA						1,446.75	0.07%
COTE D'IVOIRE				4.49		109.60	0.01%
CROATIA						1,115.73	0.06%
CUBA						678.21	0.04%
CYPRUS						5,701.15	0.29%
CZECH REPUBLIC				5.00		342.58	0.02%
DENMARK			25.93			21,427.82	1.11%
DJIBOUTI						75.69	0.00%
DOMINICA						242.04	0.01%
DOMINICAN REPUBLIC						816.98	0.04%
DPR KOREA			2.20		2.02	1,603.57	0.08%
ECUADOR					0.47	2,444.68	0.13%
EGYPT			323.51			14,916.47	0.77%
EL SALVADOR						4,767.15	0.25%
EQUATORIAL GUINEA							
ERITREA						7,624.35	0.39%
ESTONIA						2,739.70	0.14%
ETHIOPIA			1,475.09			6,440.77	0.33%
FIJI						221.77	0.01%
FINLAND						586.85	0.03%
FRANCE		1.50	205.55	1.87	12.80	25,164.17	1.30%
GABON						1.60	0.00%
GAMBIA						124.73	0.01%
GEORGIA						2,155.29	0.11%
GERMANY		3,122.80	1.78	136.37		15,954.44	0.82%
GHANA						1,082.25	0.06%
GREECE						56.51	0.00%
GRENADA							
GUATEMALA						9,304.86	0.48%
GUINEA						46.20	0.00%
GUINEA-BISSAU					0.43	5.43	0.00%
GUYANA						447.13	0.02%
HAITI						102.44	0.01%
HONDURAS						3,207.66	0.17%
HUNGARY						687.95	0.04%
ICELAND							
INDIA			449.67			24,497.50	1.27%
INDONESIA			260.90			13,106.15	0.68%
IRAN (ISLAMIC REPUBLIC OF)						231.70	0.01%
IRAQ						25,396.56	1.31%
IRELAND					4.06	1,244.92	0.06%
ISRAEL						2,154.07	0.11%
ITALY			18,004.77			45,895.82	2.37%
JAMAICA						964.64	0.05%
JAPAN	0.17		1.36			1,064.50	0.05%

**TOTAL PROCUREMENT OF SERVICES BY AGENCY AND COUNTRY OF PROCUREMENT 2002**

ALL SOURCES OF FUNDING			AGENCY					(USD Thousand)	
COUNTRY	UNU	UNV	WFP	WMO	WTO	TOTAL (ALL)	%		
JORDAN						1,872.75	0.10%		
KAZAKHSTAN						608.78	0.03%		
KENYA			8,174.02	20.53		29,296.88	1.51%		
KIRIBATI									
KUWAIT						5,635.72	0.29%		
KYRGYZSTAN						89.40	0.00%		
LAO P.D.R.				14.25		438.56	0.02%		
LATVIA						637.85	0.03%		
LEBANON						4,607.62	0.24%		
LESOTHO						397.31	0.02%		
LIBERIA						14.38	0.00%		
LIBYAN ARAB JAMAHIRIYA									
LIECHTENSTEIN									
LITHUANIA						273.91	0.01%		
LUXEMBOURG						39.54	0.00%		
MACEDONIA (TFYR)						1,035.43	0.05%		
MADAGASCAR						2,650.02	0.14%		
MALAWI									
MALAYSIA			4.07			548.92	0.03%		
MALDIVES						107.40	0.01%		
MALI						12.58	0.00%		
MALTA			8.40		0.30	9.49	0.00%		
MARSHALL ISLANDS									
MAURITANIA									
MAURITIUS						34.25	0.00%		
MEXICO			7.08	66.91		3,396.58	0.18%		
MICRONESIA (FED. STATES OF)									
MOLDOVA (REPUBLIC OF)						4,876.12	0.25%		
MONACO						6,243.99	0.32%		
MONGOLIA					7.37	945.71	0.05%		
MOROCCO					3.51	2,218.65	0.11%		
MOZAMBIQUE			141.89			6,831.59	0.35%		
MYANMAR									
NAMIBIA						47.15	0.00%		
NAURU									
NEPAL			2.73		5.47	3,040.74	0.16%		
NETHERLANDS			692.73		2.29	9,683.46	0.50%		
NEW ZEALAND						295.64	0.02%		
NICARAGUA			896.70			2,468.29	0.13%		
NIGER				12.77		1,002.68	0.05%		
NIGERIA			0.40			1,563.39	0.08%		
NORWAY			464.15			1,832.90	0.09%		
OMAN						60.00	0.00%		
PALAU						122.99	0.01%		
PAKISTAN			114.56			3,552.50	0.18%		
PANAMA			0.70			173,060.97	8.94%		
PAPUA NEW GUINEA									
PARAGUAY						1,080.61	0.06%		
PERU						24,820.86	1.28%		
PHILIPPINES					3.74	1,160.90	0.06%		
POLAND						415.04	0.02%		
PORTUGAL						1,410.71	0.07%		
QATAR									
REPUBLIC OF KOREA						571.67	0.03%		
ROMANIA						841.64	0.04%		
RUSSIAN FEDERATION						111,805.68	5.78%		
RWANDA									
SAMOA									
SAN MARINO									
SAO TOME & PRINCIPE						27.00	0.00%		
SAUDI ARABIA			1.13			292.22	0.02%		
SENEGAL			208.57	2.99		637.89	0.03%		
SEYCHELLES						3.91	0.00%		
SIERRA LEONE						1,674.12	0.09%		
SINGAPORE			162.99			911.50	0.05%		
SLOVAKIA						216.13	0.01%		
SLOVENIA						468.62	0.02%		
SOLOMON ISLANDS									
SOMALIA			38.40			989.17	0.05%		
SOUTH AFRICA			490.26			25,025.35	1.29%		
SPAIN			0.26			266.97	0.01%		
SRI LANKA						505.08	0.03%		
ST. KITTS & NEVIS									
ST. LUCIA									
ST. VINCENT & THE GRENADINES									
SUDAN			584.46			1,874.83	0.10%		
SURINAME						4.00	0.00%		
SWAZILAND						85.54	0.00%		
SWEDEN			1,052.69			3,771.40	0.19%		
SWITZERLAND			114.21		1.49	35,246.53	1.82%		
SYRIAN ARAB REPUBLIC						2,865.70	0.15%		
TAJIKISTAN						2,619.20	0.14%		
THAILAND			392.58		1.22	2,838.66	0.15%		
TIMOR-LESTE			1.03			3,428.64	0.18%		
TOGO						925.70	0.05%		

**TOTAL PROCUREMENT OF SERVICES BY AGENCY AND COUNTRY OF PROCUREMENT 2002**

ALL SOURCES OF FUNDING		(USD Thousand)					
COUNTRY	AGENCY					TOTAL (ALL)	%
	UNU	UNV	WFP	WMO	WTO		
TONGA					2.20	2.20	0.00%
TRINIDAD & TOBAGO						360.06	0.02%
TUNISIA						1,841.23	0.10%
TURKEY						697.35	0.04%
TURKMENISTAN			28.50			208.19	0.01%
TUVALU							
UNITED ARAB EMIRATES			70.17	27.06		637.78	0.03%
UGANDA			1,390.66			1,949.09	0.10%
UKRAINE						24,609.82	1.27%
UNITED KINGDOM			392.53			27,959.23	1.44%
UNITED REP. OF TANZANIA			770.33			3,022.37	0.16%
URUGUAY		1.70			2.60	1,393.74	0.07%
USA			571.61	62.54		218,419.90	11.28%
UZBEKISTAN			68.30			266.71	0.01%
VANUATU					2.11	2.11	0.00%
VENEZUELA						4,499.74	0.23%
VIET NAM			1.51			1,298.06	0.07%
YEMEN						430.38	0.02%
YUGOSLAVIA					8.21	5,110.65	0.26%
ZAMBIA				29.13		360.45	0.02%
ZIMBABWE			0.79			583.15	0.03%
<b>SUB-TOTAL</b>	<b>0.17</b>	<b>3,186.00</b>	<b>40,315.17</b>	<b>409.84</b>	<b>66.34</b>	<b>1,311,290.24</b>	<b>67.73%</b>
UNSPECIFIED COUNTRIES			397,760.00			581,028.83	30.01%
GLOBAL PROJECTS							
INTERREGIONAL PROJECTS						3,433.91	0.18%
ARAB COUNTRIES						35,041.52	1.81%
AFRICAN COUNTRIES						1,100.00	0.06%
ASIAN COUNTRIES						1,020.18	0.05%
EUROPEAN COUNTRIES							
LATIN AMERICA AND THE CARIBBEAN						3,024.30	0.16%
<b>GRAND-TOTAL</b>	<b>0.17</b>	<b>3,186.00</b>	<b>438,075.17</b>	<b>409.84</b>	<b>66.34</b>	<b>1,935,938.98</b>	<b>100.00%</b>
<b>INDUSTRIALIZED COUNTRIES:</b>	<b>0.17</b>	<b>3,184.30</b>	<b>21,734.53</b>	<b>213.78</b>	<b>22.60</b>	<b>568,943.02</b>	<b>29.39%</b>
Percentage	100.00%	99.95%	4.96%	52.16%	34.07%	29.39%	
<b>DEVELOPING COUNTRIES/ ECONOMIES IN TRANSITION:</b>		<b>1.70</b>	<b>18,580.64</b>	<b>196.06</b>	<b>43.74</b>	<b>782,533.22</b>	<b>40.60%</b>
Percentage		0.05%	4.24%	47.84%	65.93%	40.42%	
<b>ARAB STATES</b>			<b>947.49</b>		<b>3.51</b>	<b>124,038.79</b>	<b>5.05%</b>
Percentage			0.22%		5.29%	6.41%	
<b>AFRICA</b>			<b>12917.03</b>	<b>96.97</b>	<b>3.84</b>	<b>124228.80</b>	<b>6.64%</b>
Percentage			2.95%	23.66%	5.79%	6.42%	
<b>ASIA &amp; PACIFIC</b>			<b>2,311.48</b>	<b>14.25</b>	<b>25.11</b>	<b>76,907.69</b>	<b>3.97%</b>
Percentage			0.53%	3.48%	37.85%	3.97%	
<b>EUROPE &amp; CIS</b>			<b>1,495.85</b>	<b>5.00</b>	<b>8.21</b>	<b>53,191.09</b>	<b>3.92%</b>
Percentage			0.34%	1.22%	12.38%	2.75%	
<b>LATIN AMERICA &amp; THE CARIBBEAN</b>		<b>1.70</b>	<b>907.77</b>	<b>79.84</b>	<b>3.07</b>	<b>400,738.21</b>	<b>20.70%</b>
Percentage		0.05%	0.21%	19.48%	4.63%	20.70%	
<b>Others</b>			<b>397,760.00</b>			<b>584,462.74</b>	<b>30.19%</b>
Percentage			90.80%			30.19%	

**Major Equipment ordered by Agency during 2002**  
(Orders of USD 30,000 or more)

Agency/Country Procurement	Name of supplier	Description of goods (equipment)	Total Cost (USD)
<b>ECA</b>			
Austria	Glock - Gcs-MBH	Security equipment	36,653.92
Cyprus	Infotrend	Heavy duty photocopy machines	33,563.92
Denmark	Dan Office	Computer hardware	126,270.00
Ethiopia	United System Integrators	Computer hardware	187,035.36
Ethiopia	Micro Sun Solution	Computer software	35,993.00
Italy	Electroram Di Rami	Electrical equipment	35,272.80
Kenya	Oaker Services	Computer software	31,660.00
South Africa	Scan Display	Computer hardware	36,650.00
Switzerland	Beckman Coulter	Medical equipment	139,750.00
United Arab Emirates	Jacky's Electronics	Computer supplies	84,320.90
		Printing and publishing supplies	39,000.00
United Kingdom	Xerox Ltd Mea Operations	Heavy duty photocopy machines	140,582.72
United Kingdom	Winchester Procurement Ltd	Printing and publishing supplies	38,552.61
USA	O.P.G Industries Inc.	Computer supplies	200,138.00
USA	Planson Corporation	Audiovisual equipment	153,440.00
USA	Elanday Equities Inc.	Office supplies and stationery	115,634.03
<b>ECLAC</b>			
USA	Steelcase Inc.	Furniture	87,337.15
USA	Cdw Government, Inc.	Computers And Software	72,945.75
Chile	Cia. De Petroleos De Chile	Petroleum Oils, Light, And Other Light Oils	46,588.94
Chile	Bac Consultores Ltda.	Computers And Software	46,477.13
Chile	Norbyte Ltda.	Expendables For Use With Edp Equipment	37,242.70
Chile	Distribuidora Offimarket S.a.	Paper, Printing And Bookbinding Equipment	32,599.38
<b>ESCAP</b>			
Thailand	Modernform Integration Services Co. Ltd.	Servers	57,869.97
Thailand	TR Enterprise	Printing of Publication	40,750.23
Thailand	Modernform Integration Services Co. Ltd.	PC, Desktop	33,488.65
<b>ESCWA</b>			
	Computer Information Systems	Supply, Delivery, Installation & Commissioning Hp A500 Serv	\$51,400.00
	Mouawad Paper Co.	Supply Of Offset Paper.	\$39,372.75
<b>FAO</b>			
Australia	Codan Pty Ltd	Transceivers Ngt	61,354.80
Australia	Hydro Tasmania	Hydrological Software	30,120.00
Austria	Bauer Gmbh Roehren And Pumpenwerk	Traveller Irrigation Machines Boom And Booster P	162,764.70
Belgium	Demimpex-vrp	(Line 1) - 37 Toyota Hi-lux Double Cabins	803,825.00
Belgium	Matera	No. 50 Chisel Plough And No. 15 Heav	350,550.00
Belgium	Manuchar Nv	Npk 15 15 15 For Macedonia	91,136.00
Belgium	Packo Inox Nv	Milk Preception And Processing Equipment	82,649.21
Belgium	Transak Sa	Livestock	38,980.00
Belgium	Reibel Belgium Sa	Transportation Of Wheat Seed From France To Armenia	38,350.00
Botswana	Seed Co International Limited	Seed Packs.	166,470.00
Botswana	Seed Co International Limited	25,000 Seed Kits	141,750.00
Botswana	Botswana Vaccine Institute (Pty) Ltd	Anthrax Vaccine	70,199.00
Brazil	Agri-tillage Do Brasil Ltda	No Till Drills/Planters	435,320.72
Brazil	Agri-tillage Do Brasil Ltda	No Till Drills/Osro/Irq/116/Dha	272,504.20
Burundi	Ets Ndoricimpa J Bosco	Bean Seeds, Dwarf Var.	341,768.00
Burundi	Ngabonziza Janvier	Bean Seeds	269,700.00
Burundi	Rwasa Salvator	Bean Seeds	269,700.00
Burundi	Nkebukiye Felix	Hand Hoes.	182,280.00
Burundi	Itco Sa - International Trading Co	Hoes.	136,000.00
Burundi	Ets Ndoricimpa J Bosco	Bean Seeds	129,050.00
Burundi	Ngabonziza Janvier	Bean Seeds	119,850.00
Burundi	Ets Ndoricimpa J Bosco	Bean Seeds, Dwarf Var.	114,240.00
Burundi	Rwasa Salvator	Soya Beans	103,950.00

**Major Equipment ordered by Agency during 2002**  
(Orders of USD 30,000 or more)

Agency/Country Procurement	Name of supplier	Description of goods (equipment)	Total Cost (USD)
<b>FAO (cont.)</b>			
Burundi	Rwasa Salvator	Sorghum Seed.	89,910.00
Burundi	Bama Ltd	Hand Hoes.	76,320.00
Burundi	Bama Ltd	Hand Hoes.	70,596.00
Burundi	Itco Sa - International Trading Co	Hand Hoes - Tcor	68,000.00
Burundi	Ets Ndoricimpa J Bosco	Bean Seeds.	36,542.00
Canada	Wildfire Fire Equipment Inc.	Forest Fire Prevention Equipment 21865	40,230.00
Chad	Sahel Agritech	Seeds	233,833.24
Chad	Sahel Agritech	Millet/Sorghum Seeds	50,220.14
China	Iti Company (Shanghai) Ltd.	Urea For Korea	414,566.40
China	Hunan Haili Chemical Industry Co Ltd	Carbosulfan For Korea	391,924.80
China	Iti Company (Shanghai) Ltd.	Fertilizers For Yunnan Province, China	209,025.30
China	Iti Company (Shanghai) Ltd.	Buthchlor	109,890.00
China	Yangzhong Fengze Fermentation Equipment	Alcohol Making Equipment	49,450.82
Cyprus	Elysee Irrigation Ltd	Mini Sprinkler Irrigation Systems & Conveyance Pip	3,286,220.00
Cyprus	Elysee Irrigation Ltd	Irrigation Pipes Distribution Systems	1,158,225.00
Cyprus	Intervet Middle East Ltd	Drugs For Artificial Insemination	32,450.00
Denmark	Grundfos International A/S	Deep Well Submersible Pumps	1,985,389.00
Denmark	Bukkehave Ltd	No. 7 Mobile Veterinary Clinics	291,875.52
Denmark	Vikima Seed A/S	Vegetable Seeds	69,343.75
Denmark	Vikima Seed A/S	Vegetable Seeds	59,150.00
Denmark	Kruuse Jorgen A/S	Equipment For Artificial Inseminat	45,341.75
Denmark	Vikima Seed A/S	Vegetable Seeds	35,050.00
Egypt	Unatrac International	Angle Dozer	252,207.00
France	Transityre France Sa	Agricultural Tyres & Tubes	2,197,948.00
France	Farmex Technologies Sarl	Irrigation Systems For	1,934,240.00
France	Renault Vi Sa Direction Des Operations Int'le	Truck With Loading	623,392.00
France	Thomas Apiculture Snt Thomas Sa	Beekeeping & Honey Processing Equip.	229,758.65
France	Gregoire Besson	Furrow Plough	156,107.73
France	Bonnet Cidelcem Grande Cuisine Sa	Dishwashing Equipment	112,348.01
France	Cryo Diffusion	Liquid Nitrogen Plants -	107,718.00
France	Ceva Sante Animale Sa	Nd Vaccine B1, Nd (Lasota) Vaccine	102,067.66
France	Renault V.i.	Spare Parts For Renault Water Tanker	100,884.30
France	Rdi Europe Sarl	River Direct-reading Adcp	99,009.70
France	Ceva Sante Animale Sa	Animal & Poultry Vaccines	83,724.00
France	Frarimpex Sarl	Pesticides	70,900.00
France	Rdi Europe Sarl	Riverflow Direct Reading Sets	63,645.90
France	Cps - Cfao Procurement Services	Toyota-hilux Vehicles	61,336.00
France	Iris Instruments	Equipment For Geophysical Surveying For Project	53,200.00
France	Filclair Sa	Greenhouse Equipment	45,554.00
France	Thomas Apiculture Snt Thomas Sa	Protective Clothing	39,975.00
France	Sodexa Sa	Peugeot 406 Sr, Passenger Saloon.	38,172.00
France	Fisher Bioblock Scientific Sa	Laboratory Equipment For Vitro-culture Rafrod	35,706.25
France	Ceva Sante Animale Sa	Dha Poultry Vaccine	35,035.00
Georgia	Georgiangas Joint Stock Company	Ammonium Nitrate	469,392.00
Georgia	Georgiangas Joint Stock Company	Ammonium Nitrate	232,008.00
Georgia	Gili Ltd	Maize Seed For Georgia	100,050.00
Georgia	Georgiangas Joint Stock Company	Ammonium Nitrate	63,000.00
Georgia	Kolkhi Mesiminde Coop	Maize Seed For Georgia	45,000.00
Georgia	Adventist Development & Relief Agency	Ammendment To Loa/Adventist Develop & Relief Agency/Ge	41,394.00
Georgia	Farmers Union Of Georgia	Maize Seed	34,100.00
Germany	Stephan Reisacher Agribusiness	Pregnant Heifers & Bovine Semen	514,050.00
Germany	Itw Transport Gmbh	Transport Of Wheat Seed Vs	337,011.34
Germany	Labscg Gmbh & Co Kg Laboratory Supply Comp	Cold Chambers With Installation	202,080.00
Germany	Labscg Gmbh & Co Kg Laboratory Supply Comp	Soil Laboratory Equipment	54,954.87
Germany	Boss Pro-tec	Workshop Tools.	47,085.59
Germany	Labscg Gmbh & Co Kg Laboratory Supply	Laboratory Equipment	44,886.90
Ghana	Aglow Agriculture Products Limited	Supply Of Fertilizers	82,590.84
Ghana	Aglow Agriculture Products Limited	Supply Of 80 Metric Tons Of Seed Maize	50,466.82
Greece	Eurodrip S.a.	drip Irrigation Systems	925,229.92
Greece	Emmanuel N. Kazis Sa	demurrage Charges	172,268.34
Greece	Gialypos Ltd	low Cost Drip Irrigation Systems	124,740.00

**Major Equipment ordered by Agency during 2002**  
(Orders of USD 30,000 or more)

Agency/Country Procurement	Name of supplier	Description of goods (equipment)	Total Cost (USD)
<b>FAO (cont.)</b>			
Guinea	Kamtech Est	Rice Seeds	126,606.00
Hong Kong	Andrews A & Co (Mail Order) Ltd	printer/Scanner/Accessories 23880 Rnerd	97,450.50
Hungary	Haberli	Apple Cultivars	173,775.00
India	Indian Immunologicals	Vaccine	450,000.00
India	Indian Immunologicals	Nd Oil Vaccine	123,500.00
India	Frigmaires International	Pilot Drum Dryer For Cereal Paste	88,200.00
India	Delaval Pvt Limited	Milk Cooling Equipment	87,330.84
India	Indian Immunologicals	Fmd Vaccine	78,200.00
India	Osaw Agro Industries Pvt Ltd	S.parts For Agrosaw Seed Treating Machinery/Osro	72,829.00
Indonesia	Sanggar Kegiatan Belajar Cilandak	Rice And Urea For Indonesia	312,281.60
Indonesia	Pt Sang Hyang Seri Persero	Vegetable Seeds For Tcp/Ins/0167	215,441.00
Indonesia	Pt Ditek Jaya	Hplc For Gcp/Int/743/Cfc	32,470.00
Italy	New Holland Italia Spa	Agricultural Tractors For Os	5,754,202.81
Italy	Pirelli Pneumatici Spa	Agricultural Tyres & Tubes	1,603,539.60
Italy	Officine Di Annone Srl	Beehives (Items 05-11-00025-1 And 2, 05-11-00028)	1,270,900.00
Italy	Fiat-hitachi Excavators Spa **Use No 39456**	Wheel Loaders & Motor Graders	1,216,915.00
Italy	Officine Di Annone Srl	Bee Hives For N. Iraq	860,150.45
Italy	Fiat-hitachi Excavators Spa **Use No 39456**	Bulldozers	724,050.00
Italy	Iveco Spa	Tipper Trucks	508,181.76
Italy	Faza Srl Zona Industrial Regnano	Agricultural Machinery	389,724.26
Italy	Intertrade International Services Srl	Spare Parts For Same Tractors	327,940.62
Italy	Iveco Spa	Water Tankers	281,804.57
Italy	Iveco Spa	Truck With Loading	270,980.22
Italy	Iveco Spa	Fire Trucks For Project	265,853.52
Italy	Dell Computer (Italia) Spa Sede Di Milano	B1k Standard Workstation; Upgrades: 40gb Hard Disk; Dvd/C	241,187.31
Italy	New Holland Italia Spa	Track Layer Tractors	230,400.00
Italy	Gherardi Srl	Tonne Tipping Trailers	158,066.56
Italy	Impex Srl	Vegetable Seeds	157,773.67
Italy	Chimica Omnia Srl	Soil Routine Analysis Equipment	156,108.54
Italy	Intertrade International Services Srl	Soil Tillage Equipment	153,882.00
Italy	Intertrade International Services Srl	Deformed Steel Bar	142,080.00
Italy	Coop Melissa Arl	Wax Foundation: Yellow Bee Wax Blocks	127,400.00
Italy	Gaspardo Seminatrici Spa	Seed Drills	113,720.59
Italy	Xerox Spa	Photocopying Paper	113,188.98
Italy	Intertrade International Services Srl	Manure Spreaders For Project	107,653.00
Italy	Fiat A	Official Vehicles	105,731.81
Italy	Ascom Italia Spa	Afitn Ws-c3550-24-emi 24 Port 2550 10/100 Switch	96,124.88
Italy	Electrolux Professional Spa	Kitchen Equipment	91,992.00
Italy	Goldoni Spa	Roto Tiller	89,007.00
Italy	Coop Melissa Arl	Wax Foundation: Yellow Bee Wax Blocks	85,600.00
Italy	Harpa Italia Srl	Hp Laserjet Printers 4100mfp	83,597.62
Italy	Dell Computer (Italia) Spa Sede Di Milano	B1k Standard Desktop; 17" Lcd Flat Mnt.	82,236.97
Italy	Ascom Italia Spa	Lan Catalyst	79,735.50
Italy	Dell Computer (Italia) Spa Sede Di Milano	B1k Dell Computers Gx260	79,445.00
Italy	Getronics Solutions Italia Spa	Cisco Routers - Afitn.	75,445.86
Italy	Universal Mangimi Spa	Demurrage Charges - Po Raised For	66,395.11
Italy	Harpa Italia Srl	Cpu & Ram For Oracle 11i Prod.server - Afits	62,113.04
Italy	Pro.me.co. Snc	Compactus Equipment	59,831.61
Italy	Kay Systems Italia Srl	Sun Fire V880 Server 24992 Afitn	59,457.03
Italy	Intech Srl	Tceod Veterinary Laboratory Equipment For Food And Moutf	58,230.00
Italy	Intech Srl	Soil Routine Analysis Equipment	50,317.00
Italy	Intertrade International Services Srl	Irrigation Equipment	46,776.35
Italy	Steelcase Strafor Italia Srl Filiale Di Roma	Office Furniture	45,368.23
Italy	Impex Srl	Vegetable Seeds.	44,128.13
Italy	Chimica Omnia Srl	Pr.22958 -	43,011.63
Italy	Coop Melissa Arl	9500 Kgs. Of Yellow Bee Wax	41,526.00
Italy	Dell Computer (Italia) Spa Sede Di Milano	Dell Poweredge 2600; 6 Hd Drives 36gb - Afit	41,065.54
Italy	Ecobyte Technology Srl	Cisco Routing & Voice Equipment Afitn	40,563.38
Italy	Oracle Italia Srl	Database Standard Edition 9i; Update Subscription; Product :	39,533.06
Italy	Melucci Giovanni	Chairs	39,058.21
Italy	Dell Computer (Italia) Spa Sede Di Milano	B1k Standard Workstation; 17" And 19" Lcd Flat Monitor;	38,033.43
Italy	Dell Computer (Italia) Spa Sede Di Milano	Standard Pcs - Agsdd	36,851.52
Italy	Kay Systems Italia Srl	Sun Fire V880 Server	36,100.40
Italy	Impex Srl	Vegetable Seeds	35,625.00
Italy	Dell Computer (Italia) Spa Sede Di Milano	B1k Standard Workstations; 17" Monitor	35,188.31
Italy	Intertrade International Services Srl	Beekeeping Items	34,660.00
Italy	New Dealer Srl	Toners.	34,202.18
Italy	Dell Computer (Italia) Spa Sede Di Milano	B1k Standard Pc; P4l Standard Laptop	33,882.01

**Major Equipment ordered by Agency during 2002**  
(Orders of USD 30,000 or more)

Agency/Country Procurement	Name of supplier	Description of goods (equipment)	Total Cost (USD)
<b>FAO (cont.)</b>			
Italy	Erreclima Systems Srl	A/C Equipment For The Commissary Area	33,793.29
Italy	Chimet Spa	Gold And Silver	33,442.87
Italy	Centro Enologico Marchegian & Coi	Microfiltration Equipment	33,385.90
Italy	Harpa Italia Srl	Server Library Lto	33,047.22
Italy	Harpa Italia Srl	Afits A5969u Xp 181gb 7200 Rpm Fc Array And Spare Disk	32,527.32
Italy	Cem & Co Srl	Housing And Accessories For Project	32,448.64
Italy	Harpa Italia Srl	Hp Server Accessories	32,435.58
Italy	Dell Computer (Italia) Spa Sede Di Milano	28 Pcs. Optiplex Gx260 B1k - Affdd.	31,506.85
Italy	Ecobyte Technology Srl	Routers	31,079.45
Italy	Chimica Omnia Srl	Laboratory Chemicals For Project Osro/Irq/110/Dh	30,673.17
Italy	Dell Computer (Italia) Spa Sede Di Milano	B1k St.worstk. (Ea. 15);Flat Monitors & Cd-rw Drives.	30,329.23
Japan	Gerber, J & Company (Japan) Ltd	Motorcycles For Osro/Irq/902/905/124/Dha	385,718.38
Jordan	Antemina Company	10.000 Lt. Water Tankers	1,293,744.40
Jordan	Antemina Company	Seeders For Osro/Irq/124/Dha	440,200.00
Jordan	Mass Jordan For Investment And Trade	Demurrage Charges/For Payment Purposes Only/Osr	171,520.00
Jordan	Medmac For Manuf. Agric. Chemic. & Vet. Prod.	Antiparasitics	151,140.00
Jordan	Emad Abdullatif - Em Motors	Spare Parts For Nissan Water Tank	131,052.96
Jordan	Jovac - Jordan Bio Industries Center	Vaccines For Afghanistan	105,500.00
Jordan	Eastern Agricultural Development Co (Eadco	Ppr Vaccine For Animals	99,200.00
Jordan	Soos Technical & Commercial Supplies & Servi	Newcastle Disease Oily Vaccine	75,250.00
Jordan	Eastern Agricultural Development Co (Eadco	Disinfectants And Antiseptics	73,750.00
Jordan	Antemina Company	Computer Equipment For Project	64,700.00
Jordan	Antemina Company	Forestry Tools For Project	58,517.50
Jordan	Jovac - Jordan Bio Industries Center	Vaccine Oily Inactivate	51,500.00
Jordan	Eastern Agricultural Development Co (Eadco	Poultry Vaccine For N. Iraq	50,002.50
Jordan	Eastern Agricultural Development Co (Eadco	Vaccine	45,200.00
Jordan	Antemina Company	Tractors	41,700.00
Jordan	Antemina Company	Fertilizer Dap, Npk	37,992.00
Korea, Republic	Dong Kwang International	Fishing Gear	117,695.00
Kosovo	Niki Commerce	Motocultivators	491,665.50
Kosovo	Xani Inex	Animal Feed Concentrate	54,064.65
Lebanon	Ard (Unifert) Sal	Osro/Irq/119/Dha - Broiler Concentrate 34%	2,336,370.00
Lebanon	Alpha-tech Sarl	Field Equipment	878,722.95
Lebanon	Ard (Unifert) Sal	Spare Parts For Antar Tractors	794,404.44
Lebanon	Ard (Unifert) Sal	Sunflower Seed Variety Asgrow Fl	495,000.00
Lebanon	Ard (Unifert) Sal	Orchard Tractors & Matching Implements/Osro/Irq	459,002.58
Lebanon	Ard (Unifert) Sal	Potato Tubers Var. Diamant	229,500.00
Lebanon	Ard (Unifert) Sal	Dumper Truck & Concrete Mixer	91,146.92
Lebanon	Ard (Unifert) Sal	Tomato Seed,Variety Castlerock Karina	59,400.00
Lebanon	Ard (Unifert) Sal	Equipment For Reproduction Of Pla	35,393.12
Lebanon	Ard (Unifert) Sal	Protective Clothes For Pesticide Spraying	32,582.47
Lebanon	Ard (Unifert) Sal	Furrow Ploughs	31,410.00
Macedonia, The	Agrounija	Npk 10:29:30 - P.r. 23053	146,942.50
Malawi	Pannar Seed (Malawi) Ltd	Maize Seeds.	137,500.00
Malawi	Agrial (Malawi) Limited	Tang Hoes.	90,000.00
Malawi	Farmers World Ltd	Fertilizer: Urea 46% -tceod.	78,750.00
Mali	Direction Nat. De L'amenagement Et De L'equip	Purchase Of Equipment And Supplies Re Loa No. 2 : Fao/	43,000.00
Malta	Toltecna Group Ltd	Protective Clothing	136,452.00
Malta	Toltecna Group Ltd	Protective Clothes For Pesticid	123,530.37
Mauritania	S.i.c.a.p. S.a	Rice Seeds -	122,264.15
Netherlands	Eijkelpamp Agrisearch Equipment Bv	Soil Survey Equipment	254,497.57
Netherlands	Dadtco B.v.***Not To Be Used***	Hoes, Without Handles.	158,400.00
Netherlands	Stirling Cryogenics & Refrigeration Bv	S.parts For Liquid Nitrogen Plants & Water Chiller	147,172.63
Netherlands	Rumptstad Atm Bv ***Use Vendor No. 39983***	Hoes.	135,350.00
Netherlands	Rumptstad Atm Bv ***Use Vendor No. 39983***	40000 Axes With Handles	120,600.00
Netherlands	Ymuiden Stores Bv	Fishing Gears	103,881.00
Netherlands	Ymuiden Stores Bv	Fishing Gears	86,507.00
Netherlands	Autocar International Bv	Vehicles	71,601.70
Netherlands	Devotra Bv	Forestry Tools	65,511.15
Netherlands	Simonis Bv Industrie-en Handelsondernernin	Delthamethrin For Afghanistan	61,960.28
Netherlands	Eijkelpamp Agrisearch Equipment Bv	Digital Flow Meters	61,721.21
Netherlands	Devotra Bv	Forestry Tools	52,282.90
Netherlands	Bakker Brothers Zaadteelt En Zaadhandel B	Vegetable Seeds	46,854.28



**Major Equipment ordered by Agency during 2002**  
(Orders of USD 30,000 or more)

Agency/Country Procurement	Name of supplier	Description of goods (equipment)	Total Cost (USD)
<b>FAO (cont.)</b>			
Netherlands	Melchemie Holland Bv	Antiparasitic	46,200.00
Netherlands	Rumtstad Atm Bv ***Use Vendor No. 39983***	Hoes	46,010.00
Netherlands	Dadtco B.v.***Not To Be Used***	Hand Hoes, Without Handles	42,300.00
Netherlands	Agrico B.a.	Potato Seed	38,250.00
Netherlands	Bakker Brothers Zaadteelt En Zaadhandel B	Veg. Seeds	31,405.50
Niger	Management Information Systems Co Ltd	Computers	64,061.94
Niger	Management Information Systems Co Ltd	Printers And Access.	42,433.01
Nigeria	Honda Manufacturing (Nigeria) Ltd	Irrigation pumps, 2" petrol driven	188,600.00
Norway	Giertsen W A/S	Prefabricated Warehouses -	134,000.00
Norway	Giertsen W A/S	Rubbhalls For Afghanistan	86,900.00
Obsolete see cd territorie Ets Sam		Hoes & Machetes	104,804.00
Pakistan	Zahid Traders	Dap For Afghanistan	813,875.00
Pakistan	Punjab Seed Corporation	Wheat Seed For Afghanistan	440,000.00
Pakistan	Zahid Traders	Additional Dap	231,140.50
Pakistan	Faqir Muhammad & Co	Urea/Dap Fertilizers	224,148.31
Pakistan	Faqir Muhammad & Co	Transport Of Wheat Seed To Afghanistan	208,535.90
Pakistan	Jan Ahmad Zai Transport Company	Transport Of Dap To Afghanistan	119,476.32
Pakistan	Shukrana (Pvt) Limited	Animal Feed	108,960.00
Pakistan	Bias Seed Industries	Wheat Seed	94,170.00
Pakistan	Zahid Traders	Osro/Afg/208/Nor	64,514.50
Pakistan	Shukrana (Pvt) Limited	Animal Feed For Afghanistan.	61,520.00
Pakistan	Oriakhel Transport	Transport Charges	40,680.00
Rwanda	Rushingwa D. Fikiri	Seeds.	80,405.00
Rwanda	Rushingwa D. Fikiri	Various Food Crop Seeds	64,862.00
Senegal	La Senegalaise De L'automobile	Vehicles Mitsubishi Sw & P-up Frsen	37,390.00
Sierra Leone	Kamtech Ltd.	Rice And Groundnut Seeds.	271,365.00
Sierra Leone	Kamtech Ltd.	Rice & Groundn	260,150.00
Sierra Leone	Kamtech Ltd.	Rice & Groundn	216,000.00
Sierra Leone	Kamtech Ltd.	Rice Seeds, 200 Mtons	113,000.00
Sierra Leone	Kamtech Ltd.	Groundnut Seeds.	46,800.00
Singapore	Thakral Brothers (Pte) Ltd	Payment Purposes	59,495.00
South Africa	& M Grain Co	Line 3 Maize And Bean Seeds.	683,675.00
South Africa	Pannar Seed (Pty) Ltd	Line 2: Maize And Groundnut See	550,280.00
South Africa	Lasher Tools	Hoes And Machetes.	354,150.00
South Africa	& M Grain Co	Crop Seeds	283,790.50
South Africa	Sasol Agri	Npk And Urea	274,055.00
South Africa	Dna Sherwood Pty Ltd	Machetes	124,820.00
South Africa	Yamaha Distributors	Marine Engines	64,356.00
South Africa	Yamaha Distributors	Inboard Marine Engines, Ea. 4	42,940.00
South Africa	Biological Control Products	Metarhizium	40,000.08
South Africa	Dna Sherwood Pty Ltd	Machetes - Tce	31,500.00
Spain	Rkd Irrigacion S.I.	Centre Pivot Irrigation Systems	683,080.00
Spain	Syva Laboratorios Sa	Vaccine:Enterotoxaemia	187,255.20
Spain	Goizper S Coop	Knapsack Sprayers	168,473.50
Spain	Syva Laboratorios Sa	Vaccines	142,749.00
Spain	Andikona 2000 Si	Computers	142,030.00
Spain	Syva Laboratorios Sa	Enterotoxaemia Vaccine For Afghanistan	97,080.00
Spain	Syva Laboratorios Sa	Pasteurellosis Vaccine	42,240.00
Sudan	Sudanese Agrobusiness Group (Sag)	Crop Seeds And Vegetable Seeds	144,225.00
Sudan	Ibrahim Elbagir's Agri - Business	Crop Seeds	55,446.00
Sudan	Ibrahim Elbagir's Agri - Business	Sorghum,Millet Crop Seeds (Local) Sudan Tceod	53,857.00
Sudan	Sudanese Agrobusiness Group (Sag)	Crop Seeds And Vegetable Seeds	46,867.50
Sudan	Sudanese Malaysian Factory	Metal Sheets	40,931.75
Swaziland	Afritool Pty Ltd	Hoes & Rakes.	75,850.00
Swaziland	Afritool Pty Ltd	Heavy Digging	65,960.00
Sweden	Volvo Truck Int'l Division Corporation	Meat Trucks	233,840.08
Sweden	Foss Tecator Ab	Agri Analyser.	56,044.89
Switzerland	Trados (Schweiz) Ag	Upgrade Of Trados V.3 To Trados V.5.5 Translator's Worksta	39,231.48

**Major Equipment ordered by Agency during 2002**  
(Orders of USD 30,000 or more)

Agency/Country Procurement	Name of supplier	Description of goods (equipment)	Total Cost (USD)
<b>FAO (cont.)</b>			
Switzerland	Sgs Societe Generale De Surveillance Sa	Analysis For Feedstuff Samples Additiona	38,400.00
Syrian Arab Republi	General Organiz. For Seed Multiplication	Wheat Seed	116,200.00
Tunisia	Soit - Societe El Oukhoua Infrastructure Tra	Amenagement Et Revetement	404,763.89
Tunisia	Ateliers Mecaniques Du Sud	Wheeled Water Tanker	53,920.00
Turkey	Seta	Fencing Barbed Wire	388,665.00
Turkey	Barmek Dis Ticaret Ve Elektrik San A.s.	Soil Tillage Equipment	198,515.39
Turkey	Seha	Mobile & Portable Seed For Afghanistan	89,730.00
Turkey	Alpler Traktor As (Factory)	Soil Tillage Equipment	71,921.00
Turkey	Petrol Insaat Ve Dis Ticaret Ltd Sti	Plastic Boxes	66,700.00
Turkey	Mavi Hilal Uluslararası Gıda Hizmetleri Ltd	Portable Cabin	43,380.00
Turkey	Mafeks Foreign Trade Co Ltd	Spare Parts For Bashak Tractors	36,693.26
Turkey	Barmek Dis Ticaret Ve Elektrik San A.s.	Fertilizer Spreader	34,933.00
Uganda	Farm Inputs Care Centre (Fica) Ltd	Seeds,Hoes Osro/Uga/102/Uno	311,100.00
Uganda	Kiboko Enterprises Ltd.	Hoes	75,798.00
United Arab Emirate	Bengulf International Fze	Dap For Afghanistan	70,470.00
United Kingdom	Toolquip International Ltd Britannia House	Water Pipes	526,993.90
United Kingdom	Toyota Gibraltar Stockholdings Ltd (Tgs)	Vehicles For Afghanistan	520,549.00
United Kingdom	Agco Ltd	Machinery For Kosovo	324,000.00
United Kingdom	Biological Diagnostic Supplies Ltd.	Elisa Kits	286,600.00
United Kingdom	Dando Drilling International Ltd	S.parts For Existing Dando Drilling Rigs	278,707.00
United Kingdom	Midgulf International Ltd	Dap For Afghanistan	267,000.00
United Kingdom	Toyota Gibraltar Stockholdings Ltd (Tgs)	Vehicles	239,588.72
United Kingdom	Midgulf International Ltd	Dap For Afghanistan	129,850.00
United Kingdom	Micron Sprayers Limited	Sprayers	111,955.85
United Kingdom	Biological Diagnostic Supplies Ltd.	Laboratory Equipment & Elisa Kits	108,230.59
United Kingdom	Micron Sprayers Limited	Locust Control Equipment	99,260.30
United Kingdom	Labquip International Ltd	Soil Moisture Sensor Equipment For Projects Osro/r	89,514.18
United Kingdom	Midgulf International Ltd	Dap For Project	84,600.00
United Kingdom	Toyota Gibraltar Stockholdings Ltd (Tgs)	Hi Lux Toyota Land-cruiser	83,736.02
United Kingdom	Toyota Gibraltar Stockholdings Ltd (Tgs)	4 Toyota Hi-lux.	73,500.00
United Kingdom	Ele International Limited	Field Equipment For Geophysical Equipment For Pro	71,529.53
United Kingdom	Lillidale Animal Health Ltd	Rabis Vaccine	59,800.00
United Kingdom	Martindale Ralph (Exports) Ltd	Hoes	58,900.00
United Kingdom	Biological Diagnostic Supplies Ltd.	Laboratory Chemicals	58,775.01
United Kingdom	Labquip International Ltd	Laboratory Equipment	57,821.21
United Kingdom	Biological Diagnostic Supplies Ltd.	Laboratory Equipment	55,642.11
United Kingdom	Norbrook Laboratories Limited	Veterinary Supplies	53,230.00
United Kingdom	Midgulf International Ltd	Fertilizer	51,434.50
United Kingdom	Thermo Projects	Workshop Tools	50,046.44
United Kingdom	Micronair - A Div Of Micron Sprayers *Use	Atomisation Equipment	48,889.38
United Kingdom	Geest Overseas Ltd	Laboratory Equipment	48,374.69
United Kingdom	Toyota Gibraltar Stockholdings Ltd (Tgs)	Toyota Vehicles	47,439.96
United Kingdom	Biological Diagnostic Supplies Ltd.	Soil Laboratory Accessories	43,956.71
United Kingdom	Martindale Ralph (Exports) Ltd	Agricultural Tools	42,016.19
United Kingdom	Labquip International Ltd	Various Laboratory Equipment	41,430.00
United Kingdom	Winchester Procurement Ltd	Computer Equipment (Gp/Fao/Safr)	37,693.36
United Kingdom	Biological Diagnostic Supplies Ltd.	Laboratory Material	37,096.60
United Kingdom	On Air Broadcast Systems	Video Recording, Editing,Duplicating System A	35,459.70
United Kingdom	Toyota Gibraltar Stockholdings Ltd (Tgs)	Toyota Land Cruiser Std	35,000.00
United Kingdom	Richardson Supply Company Ltd	Seinhorst Apparatus	34,570.85
United Kingdom	Toyota Gibraltar Stockholdings Ltd (Tgs)	Vehicle	32,630.82
United Kingdom	Toyota Gibraltar Stockholdings Ltd (Tgs)	Vehicle	32,219.68
USA	Crippen International	Portable Seed Cleaners	333,872.00
USA	Ropa Group - Hyundai Vehicle Division	Lorry Vehicles	199,817.77
USA	Seedburo Equipment Company International	Forage Analysis Equipment	176,846.00
USA	California Seed Co.	Tomato Seeds, Var. Amcorock	127,620.00
USA	Int'l Bank For Reconstr. & Dev. (Ibrd)	Reimbursement Of Staff Time Of Paola Agostini	121,375.00
USA	Earth Satellite Corporation	Land Sat 7 Data And Prints	83,300.00
USA	Virtis	Freeze Dryer	82,359.00
USA	Wood-mizer Products Inc	Sawmills	66,717.00
USA	Earth Satellite Corporation	Landsat Images	59,550.00
Yugoslavia	Institue Serbia Centar Za Krompir	See Potato For Macedonia	236,805.53
Yugoslavia	Magan-mak	Biopesticides	185,250.00
Yugoslavia	Kalem Doo	Apple Cultivars	184,500.00
Yugoslavia	Agroseme Bitola	Maize Seed	154,380.00

**Major Equipment ordered by Agency during 2002**  
(Orders of USD 30,000 or more)

Agency/Country Procurement	Name of supplier	Description of goods (equipment)	Total Cost (USD)
<b>FAO (cont.)</b>			
Yugoslavia	Delta Moto Commerce	Water Pumps	143,012.50
Yugoslavia	Agrocoop Ad	Maize Grain	127,800.00
Yugoslavia	Agro Junikom Ltd	Maize Seed	74,900.00
Yugoslavia	Stefani Univerzal	Raspberry Cultivars For Yugoslavia	73,972.60
Yugoslavia	Grinagro	Soya Meal	35,934.00
Zambia	Farmers Friend (Z) Ltd	Fertilizer	88,500.00
<b>IAEA</b>			
Argentina	Invap S.e.	Irradiation Equipment	128,377.00
Australia	Gbc Scientific Equipment Pty Ltd.	Spectrometer, Emission	58,943.00
Australia	Gbc Scientific Equipment Pty Ltd.	Spectrophotometer, Atomic Absorption	49,910.10
Australia	Bsd Technologies International	Medical Equipment	35,000.00
Australia	Csiro Exploration And Mining	Geophysical Equipment	32,700.00
Austria	Canberra Packard Central Europe Gmbh	Hot Cells And In-cell Equipment	155,532.36
Austria	Bitt Technology (Ing. Helmut Bitt)	Nuclear Research / Radiation Monitoring Instruments	142,444.15
Austria	Canberra Packard Central Europe Gmbh	Nuclear Research / Radiation Monitoring Instruments	131,907.10
Austria	Canberra Packard Central Europe Gmbh	Spectrometer Nuclear	87,760.00
Austria	Dionex Austria Gmbh	Chromatograph, Hplc	82,617.84
Austria	Dionex Austria Gmbh	Chromatograph, Hplc	82,463.47
Austria	Canberra Packard Central Europe Gmbh	Nuclear Research / Radiation Monitoring Instruments	80,835.00
Austria	Raytest Austria Gmbh	Chromatograph, Hplc	76,487.48
Austria	Canberra Packard Central Europe Gmbh	Medical Equipment	72,878.05
Austria	Lewa - Herbert Ott Kg	Vacuum Equipment	69,500.00
Austria	International Atomic Energy Agency	Entomological Equipment & Supplies	66,639.97
Austria	Canberra Packard Central Europe Gmbh	Tld Reader	65,176.27
Austria	Berthold Technologies Gmbh	Nuclear Research / Radiation Monitoring Instruments	63,608.85
Austria	Meet Handels Gmbh	Nuclear Research / Radiation Monitoring Instruments	63,550.00
Austria	Canberra Packard Central Europe Gmbh	Nuclear Research / Radiation Monitoring Instruments	60,170.00
Austria	Canberra Packard Central Europe Gmbh	Nuclear Medicine Equipment	49,791.23
Austria	Prager Elektronik Handels G.m.b.h.	Laboratory Equipment And Supplies	48,716.08
Austria	Grimas Austria (Ing. Andreas Grimmas)	Spectrometer Mass	44,182.15
Austria	Agilent Technologies Gmbh	Chromatograph, Gas	43,112.24
Austria	Canberra Packard Central Europe Gmbh	Nuclear Research / Radiation Monitoring Instruments	42,740.00
Austria	Berthold Technologies Gmbh	Nuclear Research / Radiation Monitoring Instruments	42,275.32
Austria	Shimadzu Handelsgesellschaft Mbh	Spectrophotometer, Atomic Absorption	41,202.71
Austria	Canberra Packard Central Europe Gmbh	Nuclear Research / Radiation Monitoring Instruments	40,180.00
Austria	Dionex Austria Gmbh	Laboratory Equipment And Supplies	39,877.82
Austria	Meet Handels Gmbh	Non-destructive Testing Equipment (Non-radioactive)	37,954.77
Austria	Canberra Packard Central Europe Gmbh	Nuclear Research / Radiation Monitoring Instruments	37,500.00
Austria	Thp Medical Products Vertriebs Gmbh	Chemicals	34,908.38
Austria	Canberra Packard Central Europe Gmbh	Nuclear Research / Radiation Monitoring Instruments	34,471.65
Austria	Canberra Packard Central Europe Gmbh	Nuclear Research / Radiation Monitoring Instruments	33,783.39
Austria	Canberra Packard Central Europe Gmbh	Nuclear Research / Radiation Monitoring Instruments	33,754.70
Austria	Shimadzu Handelsgesellschaft Mbh	Nuclear Research / Radiation Monitoring Instruments	33,164.20
Austria	Meet Handels Gmbh	Nuclear Medicine Qa Equipment - Standing Offer	32,700.00
Austria	Dionex Austria Gmbh	Spectrometer, Emission	32,300.17
Austria	Amex-export-import Gmbh.	Computer Equipment, Other	30,605.00
Austria	Canberra Packard Central Europe Gmbh	Nuclear Research / Radiation Monitoring Instruments	30,365.34
Austria	Canberra Packard Central Europe Gmbh	Dosimeter	30,354.91
Belgium	Ion Beam Applications S.a.	Irradiation Equipment	195,824.63
Belgium	Perkinelmer Life Science (Formerly Packard)	Counter, Liquid Scintillation Automatic	63,993.92
Belgium	Perkinelmer Life Science (Formerly Packard)	Laboratory Equipment And Supplies	62,273.70
Belgium	Perkinelmer Life Science (Formerly Packard)	Laboratory Equipment And Supplies	35,116.00
Brazil	Comissao Nacional De Energia Nuclear	Services, Technical	36,230.00
Burkina Faso	Aero Transport Express	Services, Transportation	68,000.00
Canada	Mds Nordion	Irradiator Gamma, Semi-industrial	198,060.00
Canada	Mediawerkz Productions Ltd.	Services, Media	50,000.00
Canada	Elemental Controls	Geophysical Equipment	36,600.00
Canada	Computron Systems International Inc.	Computer System, Pc	35,020.19
China	China Nuclear Energy Industry Corporation (Cneic)	Spares	34,000.00
Czech Republic	Perkin Elmer, S.r.o.	Laboratory Equipment And Supplies	33,386.00
Denmark	lapso - Inter-agency Procurement Services Office	Vehicles	64,050.00

**Major Equipment ordered by Agency during 2002**  
(Orders of USD 30,000 or more)

Agency/Country Procurement	Name of supplier	Description of goods (equipment)	Total Cost (USD)
<b>IAEA (cont.)</b>			
Denmark	Iapso - Inter-agency Procurement Services Office	Vehicles	33,266.89
Finland	Rados Technology Oy	Tld Reader	41,932.91
Finland	Fortum Engineering Oy	Computer Software	40,302.71
Finland	Rados Technology Oy	Spares	34,442.59
France	Sodern	Nuclear Research / Radiation Monitoring Instruments	92,901.88
France	Jacomex	Radioactive Waste Processing Equipment	63,830.90
France	Setaram	Laboratory Equipment And Supplies	38,131.89
Germany	Framatome Anp Gmbh	Reactor Equipment	450,208.77
Germany	Siemens Ag - Medical Solutions	Gamma Camera	242,125.00
Germany	Siemens Ag - Medical Solutions	Gamma Camera	242,125.00
Germany	Thermo Eberline Trading Gmbh (Formerly Bicron)	Tld Reader	127,444.68
Germany	Thermo Eberline Trading Gmbh (Formerly Bicron)	Tld Reader	92,915.00
Germany	Thermo Eberline Trading Gmbh (Formerly Bicron)	Tld Reader	87,839.84
Germany	Thermo Eberline Trading Gmbh (Formerly Bicron)	Tld Reader	87,627.03
Germany	Mds Nordion Gmbh	Radiotherapy Planning System	83,180.00
Germany	Siemens Ag - Medical Solutions	X-ray Equipment	82,632.64
Germany	Thermo Eberline Trading Gmbh (Formerly Bicron)	Tld Reader	81,624.74
Germany	Finnigan Mat Gmbh.	Spectrometer Mass	75,043.96
Germany	Thermo Eberline Trading Gmbh (Formerly Bicron)	Tld Reader	69,812.50
Germany	Thermo Eberline Trading Gmbh (Formerly Bicron)	Tld Reader	63,311.09
Germany	Finnigan Mat Gmbh.	Spares	56,780.17
Germany	Christ (Martin) Gefriertrocknungsanlagen Gmbh	Laboratory Equipment And Supplies	53,392.18
Germany	Brabender Ohg	Agricultural Equipment	49,066.50
Germany	Labasco - Laboratory Supply Company Gmbh & Co. Kg	Laboratory Equipment And Supplies	48,532.05
Germany	Eagle-picher Technologies Gmbh	Chemicals	46,300.00
Germany	Siemens Ag - Medical Solutions	Nuclear Medicine Equipment	46,000.99
Germany	Thermo Eberline Trading Gmbh (Formerly Bicron)	Tld Reader	44,360.13
Germany	Mds Nordion Gmbh	Radiotherapy Planning System	41,620.00
Germany	Analytik Jena Ag	Spectrophotometer, Atomic Absorption	40,204.59
Germany	Labasco - Laboratory Supply Company Gmbh & Co. Kg	Chemicals	39,230.32
Germany	Mts Systems Gmbh	Laboratory Equipment and Supplies	38,507.31
Germany	Siemens Ag - Medical Solutions	Nuclear Medicine Equipment	37,833.00
Germany	Labasco - Laboratory Supply Company Gmbh & Co. Kg	Laboratory Equipment and Supplies	37,121.24
Germany	Labasco - Laboratory Supply Company Gmbh & Co. Kg	Laboratory Equipment and Supplies	37,092.65
Germany	Chemotrade	Isotopes, Radioactive	37,005.64
Germany	Labasco - Laboratory Supply Company Gmbh & Co. Kg	Laboratory Equipment and Supplies	35,163.50
Germany	Labasco - Laboratory Supply Company Gmbh & Co. Kg	Laboratory Equipment and Supplies	34,188.11
Germany	Siemens Ag - Medical Solutions	Gamma Camera	34,066.00
Germany	Labasco - Laboratory Supply Company Gmbh & Co. Kg	Laboratory Equipment and Supplies	33,468.09
Germany	Thermo Eberline Trading Gmbh (Formerly Bicron)	Services, Repairs	32,677.00
Germany	Labasco - Laboratory Supply Company Gmbh & Co. Kg	Laboratory Equipment and Supplies	31,532.94
Germany	Roentgenanalytik Messtechnik Gmbh	X-Ray Equipment	30,897.51
Germany	Labasco - Laboratory Supply Company Gmbh & Co. Kg	Laboratory Equipment and Supplies	30,190.58
Greece	Envirocoustics A.b.e.e.	Nuclear Research / Radiation Monitoring Instruments	770,000.00
Guatemala	Moscamed Program / Usda, Aphis, Is	Entomological Equipment & Supplies	138,000.86
Guatemala	Moscamed Program / Usda, Aphis, Is	Entomological Equipment & Supplies	74,082.64
Hungary	Ge Medical Systems	Nuclear Medicine Equipment	136,221.29
Hungary	Ge Medical Systems	Isotope Production Facility	135,699.37
Hungary	Ge Medical Systems	Hot Cells and In-Cell Equipment	125,782.88
Hungary	Mediso Medical Equipment Development And Service	Gamma Camera	103,595.00
Hungary	Mediso Medical Equipment Development And Service	Gamma Camera	79,909.00
Hungary	Mediso Medical Equipment Development And Service	Gamma Camera	79,909.00
Hungary	Csepel Mermokiroda Ltd.	Radioactive Waste Processing Equipment	56,938.29
Hungary	Ge Medical Systems	Nuclear Research / Radiation Monitoring Instruments	41,000.00
Hungary	Ge Medical Systems	Spares	41,000.00
Hungary	Transelektro	Irradiator Gamma, Semi-Industrial	34,635.00
India	Board Of Radiation & Isotope Technology (Brit)	Irradiator Gamma, Semi-Industrial	76,500.00
Italy	Perkinelmer International C.v.	Spectrophotometer	30,250.00
Israel	Arava Development Co. Ltd.	Entomological Equipment & Supplies	73,500.50
Japan	Sumitomo Corporation, Eljpsz Section	Services, Repairs	136,044.39

**Major Equipment ordered by Agency during 2002**  
(Orders of USD 30,000 or more)

Agency/Country Procurement	Name of supplier	Description of goods (equipment)	Total Cost (USD)
<b>IAEA (cont.)</b>			
Korea, Republic of	Korea Atomic Energy Research Institute	Services, Technical	278,800.00
Mali	Beaggès - Bureau D'experts En Auto-Resident Representative Of The U.n. - Mli	Services, Feasibility Studies	58,698.12
Mali		Services, Local Purchase	30,475.64
Netherlands	High Voltage Engineering B.v.	Accelerator, Cyclotron	266,769.38
Netherlands	Von Gahlen Nederland B.v.	Hot Cells and In-Cell Equipment	112,506.00
Netherlands	Idb Holland B.v.	Isotopes, Radioactive	31,315.24
Netherlands	Veenstra Instrumenten B V	Nuclear Research / Radiation Monitoring Instruments	30,642.36
Russian Federation	Joint Stock Company "Tvel" Corporation	Reactor, Fuel	1,133,000.00
Russian Federation	All-regional Corporation "Izotop"	Radiation Protection Supplies	79,100.00
Russian Federation	Scientific Production Centre "Aspect"	Nuclear Research / Radiation Monitoring Instruments	79,070.00
Russian Federation	All-regional Corporation "Izotop"	Services, Repairs	68,100.00
Russian Federation	Ooo Npf "Technical-ecology"	Services, Technical	43,313.00
Russian Federation	Ooo Npf "Technical-ecology"	Radioactive Waste Processing Equipment	40,408.00
Russian Federation	Ooo Npf "Technical-ecology"	Radioactive Waste Processing Equipment	39,908.00
Slovakia	Institute Of Zoology - Slovak Academy Of Sciences	Services, Construction	66,706.00
Slovakia	Moro	Entomological Equipment & Supplies	63,431.46
Spain	Mir Electronica S.I.	Electronic Equipment and Components	32,672.23
Switzerland	Camag	Chromatographic Equipment	34,669.20
Thailand	Kitchen Consult And Supply Co., Ltd.	Entomological Equipment & Supplies	41,280.79
Ukraine	Atom Komplex Prylad	Nuclear Research / Radiation Monitoring Instruments	79,800.00
Ukraine	Ulys Systems	Computer Equipment, Other	51,541.00
Ukraine	Atom Komplex Prylad	Nuclear Research / Radiation Monitoring Instruments	43,179.00
Ukraine	Atom Komplex Prylad	Nuclear Research / Radiation Monitoring Instruments	41,300.00
Ukraine	Se Infoatom	Computer Software	30,000.00
United Arab Emirates	Stryker Middle East/Africa	Medical Equipment	100,000.00
United Kingdom	Agfa Ndt Ltd. (Formerly Pantak Limited)	X-Ray Equipment	152,283.65
United Kingdom	Ametek Advanced Measurement Technology(formerly	Nuclear Research / Radiation Monitoring Instruments	75,480.00
United Kingdom	Agfa Ndt Ltd. (Formerly Pantak Limited)	Nuclear Research / Radiation Monitoring Instruments	71,102.56
United Kingdom	Ametek Advanced Measurement Technology(formerly	Nuclear Research / Radiation Monitoring Instruments	62,400.00
United Kingdom	Biovest International	Laboratory Equipment and Supplies	61,110.00
United Kingdom	Agfa Ndt Ltd. (Formerly Pantak Limited)	X-Ray Equipment	60,673.08
United Kingdom	Agfa Ndt Ltd. (Formerly Pantak Limited)	X-Ray Equipment	59,855.77
United Kingdom	Ergo - Environmental Research Group Oxford Ltd.	Services, Feasibility Studies	51,500.00
United Kingdom	Applied Imaging International Ltd	Laboratory Equipment and Supplies	43,750.00
United Kingdom	Ametek Advanced Measurement Technology	Nuclear Research / Radiation Monitoring Instruments	34,460.00
Tanzania	Tsetse And Trypanosomosis Research Institute	Services, Construction	470,000.00
United Republic of	Tsetse And Trypanosomosis Research Institute	Services, Training	90,000.00
United Republic of	Resident Representative Of The U.n. - Urt	Services, Local Purchase	50,000.00
USA	Huestis Medical Corp.	Radiotherapy Equipment - Simulator	265,870.00
USA	Siemens Medical Solutions	Gamma Camera	245,825.00
USA	Siemens Medical Solutions	Gamma Camera	245,525.00
USA	Siemens Medical Solutions	Gamma Camera	241,525.00
USA	American Scientific & Industrial Supplies	Entomological Equipment & Supplies	155,134.00
USA	Anter Corporation	Non-Destructive Testing Equipment (Non-Radioactive)	100,949.00
USA	Perkinelmer Inc.	Spectrometer Mass	83,522.00
USA	Planson International Company	Laboratory Equipment and Supplies	66,925.00
USA	American Scientific & Industrial Supplies	Laboratory Equipment and Supplies - Standing Offer	60,923.00
USA	Life Measurement, Inc.	Laboratory Equipment and Supplies	47,125.00
USA	American Scientific & Industrial Supplies	Container, shipping	43,000.00
USA	Exeter Analytical, Inc.	Laboratory Equipment and Supplies	38,620.00
USA	Tracer Technologies International, Inc.	Counter, Liquid Scintillation Automatic	34,134.65
USA	Cnmc Company, Inc.	Nuclear Research / Radiation Monitoring Instruments	33,832.80
USA	Cryomech, Inc.	Laboratory Equipment and Supplies	31,430.00
<b>IAPSO</b>			
Austria	Audio Video Consulting	It Equipment	165,768.30
Belarus	Trayanda Ltd.	Motorvehicles	61,236.51
Denmark	Bukkehave Ltd.	Electricity Network Rehabilitation Programme	1,658,015.22

**Major Equipment ordered by Agency during 2002**  
(Orders of USD 30,000 or more)

Agency/Country Procurement	Name of supplier	Description of goods (equipment)	Total Cost (USD)
<b>IAPSO (cont.)</b>			
Denmark	Maersk It	It Equipment	326,693.54
Denmark	Kjaer & Kjaer	Motorvehicles	281,629.43
Denmark	Compaq Computer A/S	It Equipment	260,300.00
Denmark	Kjaer & Kjaer	Motorvehicles	236,954.20
Denmark	Kjaer & Kjaer Worldwide A/S	Motorvehicles	224,816.97
Denmark	Danimex Communication Ltd.	It Equipment	219,375.89
Denmark	Bukkehave Ltd.	Motorvehicles	204,718.86
Denmark	Compaq Computer A/S	It Equipment	189,128.81
Denmark	Maersk It	It Equipment	188,125.36
Denmark	Bukkehave Ltd.	Motorvehicles	155,053.19
Denmark	Compaq Computer A/S	It Equipment	144,743.39
Denmark	Compaq Computer A/S	It Equipment	141,538.53
Denmark	Compaq Computer A/S	It Equipment	140,421.58
Denmark	Compaq Computer A/S	It Equipment	139,738.90
Denmark	Compaq Computer A/S	It Equipment	130,152.00
Denmark	Kjaer & Kjaer	Motorvehicles	129,445.14
Denmark	Compaq Computer A/S	It Equipment	111,822.85
Denmark	Danoffice Plc	It Equipment	104,364.90
Denmark	Dell Computer A/S	It Equipment	101,916.02
Denmark	Auto Trading A/S	Motorvehicles	97,634.54
Denmark	Maersk It	It Equipment	97,340.19
Denmark	Dell Computer A/S	It Equipment	97,287.85
Denmark	Bukkehave Inc.	Motorvehicles	93,853.71
Denmark	Kjaer & Kjaer	Motorvehicles	88,648.49
Denmark	Dell Computer A/S	It Equipment	85,985.96
Denmark	Danmom Systems Group As	It Equipment	85,281.64
Denmark	Bukkehave Ltd.	Motorvehicles	84,085.99
Denmark	Undp/Inter-agency Procurement Services Office	It Equipment	80,594.00
Denmark	Dell Computer A/S	It Equipment	75,193.70
Denmark	Danish Camp Supply	It Equipment	73,649.35
Denmark	Maersk It	It Equipment	67,537.15
Denmark	Peter Justesen Co.	It Equipment	66,309.58
Denmark	Bukkehave Ltd.	Motorvehicles	53,651.75
Denmark	Bukkehave Ltd.	Motorvehicles	52,891.58
Denmark	Dell Computer A/S	It Equipment	51,990.29
Denmark	Justesen	It Equipment	51,628.00
Denmark	Bukkehave Ltd.	Motorvehicles	50,756.04
Denmark	Compaq Computer A/S	It Equipment	49,487.22
Denmark	Bukkehave Inc.	Motorvehicles	47,794.01
Denmark	Danoffice Plc	It Equipment	47,208.64
Denmark	Maersk It	It Equipment	46,413.78
Denmark	Compaq Computer A/S	It Equipment	41,831.34
Denmark	Bukkehave Ltd.	Motorvehicles	40,079.73
Denmark	Compaq Computer A/S	It Equipment	38,191.72
Denmark	Dell Computer A/S	It Equipment	37,793.45
Denmark	Kjaer & Kjaer	Motorvehicles	37,426.49
Denmark	Kjaer & Kjaer	Motorvehicles	36,072.73
Denmark	Compaq Computer A/S	It Equipment	35,867.58
Denmark	Bukkehave Ltd.	Motorvehicles	35,767.83
Denmark	Compaq Computer A/S	It Equipment	35,414.91
Denmark	Compaq Computer A/S	It Equipment	34,937.03
Denmark	Bukkehave Ltd.	Motorvehicles	34,886.21
Denmark	Danimex Communication Ltd.	It Equipment	34,245.00
Denmark	Auto Trading A/S	Motorvehicles	33,851.89
Denmark	Bukkehave Ltd.	Motorvehicles	32,280.25
Denmark	Dell Computer A/S	It Equipment	31,889.60
Denmark	Bukkehave Ltd.	Motorvehicles	31,882.37
Denmark	Bilia Personvogne A/S	Motorvehicles	31,504.91
Denmark	Netdesign A/S	It Equipment	30,316.59
France	Sicamex	Electricity Network Rehabilitation Programme	461,159.24
France	Réseaux Télécommunications Informatique Inter.	Telecommunication Equipment	121,248.10
France	Sodexa	Motorvehicles	92,465.55
France	Sodexa	Motorvehicles	73,529.33
France	Réseaux Télécommunications Informatique Inter.	Telecommunication Equipment	51,248.69
France	Sicamex	Electricity Network Rehabilitation Programme	36,422.73
France	Sodexa	Motorvehicles	34,727.16
France	Sodexa	Motorvehicles	32,968.16
France	S.f.c.e	Motorvehicles	32,681.53
France	Sodexa	Motorvehicles	30,399.79
Germany	Daimlerchrysler Ag	Motorvehicles	61,071.90
Germany	Daimlerchrysler Ag	Motorvehicles	44,178.92

**Major Equipment ordered by Agency during 2002**  
(Orders of USD 30,000 or more)

Agency/Country Procurement	Name of supplier	Description of goods (equipment)	Total Cost (USD)
<b>IAPSO (cont.)</b>			
Germany	Olympia Europe Gmbh	It Equipment	37,096.91
Germany	Daimlerchrysler Ag	Motorvehicles	36,202.60
Germany	Daimlerchrysler Ag	Motorvehicles	33,035.36
Germany	Daimlerchrysler Ag	Motorvehicles	32,529.35
Germany	Daimlerchrysler Ag	Motorvehicles	32,116.61
Germany	Daimlerchrysler Ag	Motorvehicles	30,112.37
India	Jaya Shree Insulators	Electricity Network Rehabilitation Programme	789,092.76
India	Ws Industries (India) Ltd.	Electricity Network Rehabilitation Programme	628,581.57
India	M/S Lupin Laboratories Limited	Stop TB	607,193.35
India	M/S Pure Pharma Limited	Stop TB	245,667.26
India	M/S Lupin Laboratories Limited	Stop TB	227,018.96
India	M/S Lupin Laboratories Limited	Stop TB	227,013.89
India	Ws Industries (India) Ltd.	Electricity Network Rehabilitation Programme	113,235.28
India	Jaya Shree Insulators	Electricity Network Rehabilitation Programme	91,170.98
India	M/S Pure Pharma Limited	Stop TB	50,978.46
India	M/S Pure Pharma Limited	Stop TB	50,978.46
Indonesia	Pt Astra Honda Motor	Motorvehicles	98,017.33
Italy	Iveco Trucks	Electricity Network Rehabilitation Programme	2,244,274.89
Italy	Iveco Trucks	It Equipment	142,118.13
Italy	Com Int S.p.a	Motorvehicles	42,235.19
Italy	Coelmo S.r.l	It Equipment	31,929.53
Italy	Bruno Divisione Energia	Electricity Network Rehabilitation Programme	31,566.74
Japan	Toyota Motor Corporation	Motorvehicles	882,281.52
Japan	Toyota Motor Corporation	Motorvehicles	696,863.15
Japan	Isuzu Motors Limited	Electricity Network Rehabilitation Programme	606,531.60
Japan	Toyota Motor Corporation	Motorvehicles	440,792.92
Japan	Toyota Motor Corporation	Motorvehicles	421,051.33
Japan	Toyota Motor Corporation	Motorvehicles	406,301.63
Japan	Toyota Motor Corporation	Motorvehicles	381,834.98
Japan	Nissan Trading Company Ltd.	Motorvehicles	373,208.73
Japan	Toyota Motor Corporation	Motorvehicles	354,452.53
Japan	Toyota Motor Corporation	Motorvehicles	332,683.68
Japan	Toyota Motor Corporation	Electricity Network Rehabilitation Programme	313,179.84
Japan	Toyota Motor Corporation	Motorvehicles	292,228.32
Japan	Toyota Motor Corporation	Motorvehicles	274,007.62
Japan	Toyota Motor Corporation	Motorvehicles	273,058.57
Japan	Toyota Motor Corporation	Motorvehicles	261,114.62
Japan	Toyota Motor Corporation	Electricity Network Rehabilitation Programme	242,028.08
Japan	Toyota Motor Corporation	Motorvehicles	239,914.21
Japan	Toyota Motor Corporation	Motorvehicles	239,373.37
Japan	Toyota Motor Corporation	Motorvehicles	225,957.56
Japan	Toyota Motor Corporation	Motorvehicles	220,961.41
Japan	Isuzu Motors Limited	Motorvehicles	220,740.13
Japan	Toyota Motor Corporation	Motorvehicles	219,629.28
Japan	Toyota Motor Corporation	Motorvehicles	216,913.46
Japan	Toyota Motor Corporation	Motorvehicles	214,734.55
Japan	Toyota Motor Corporation	Motorvehicles	214,404.03
Japan	Toyota Motor Corporation	Motorvehicles	202,221.40
Japan	Toyota Motor Corporation	Motorvehicles	196,540.44
Japan	Toyota Motor Corporation	Motorvehicles	194,567.98
Japan	Toyota Motor Corporation	Motorvehicles	187,140.50
Japan	Toyota Motor Corporation	Motorvehicles	183,834.18
Japan	Toyota Motor Corporation	Motorvehicles	182,586.30
Japan	Nissan Trading Company Ltd.	Motorvehicles	182,185.58
Japan	Toyota Motor Corporation	Motorvehicles	180,172.91
Japan	Toyota Motor Corporation	Motorvehicles	179,099.67
Japan	Toyota Motor Corporation	Motorvehicles	175,500.32
Japan	Toyota Motor Corporation	Electricity Network Rehabilitation Programme	170,876.32
Japan	Toyota Motor Corporation	Motorvehicles	168,956.76
Japan	Toyota Motor Corporation	Motorvehicles	166,783.82
Japan	Toyota Motor Corporation	Motorvehicles	166,705.21
Japan	Toyota Motor Corporation	Motorvehicles	164,006.93
Japan	Toyota Motor Corporation	Motorvehicles	158,867.00
Japan	Toyota Motor Corporation	Motorvehicles	154,668.71
Japan	Toyota Motor Corporation	Motorvehicles	153,497.54
Japan	Toyota Motor Corporation	Motorvehicles	152,078.54
Japan	Toyota Motor Corporation	Motorvehicles	141,716.97
Japan	Toyota Motor Corporation	Motorvehicles	134,963.64
Japan	Toyota Motor Corporation	Motorvehicles	133,976.38

**Major Equipment ordered by Agency during 2002**  
(Orders of USD 30,000 or more)

Agency/Country Procurement	Name of supplier	Description of goods (equipment)	Total Cost (USD)
<b>IAPSO (cont.)</b>			
Japan	Toyota Motor Corporation	Motorvehicles	133,598.21
Japan	Toyota Motor Corporation	Motorvehicles	125,575.51
Japan	Toyota Motor Corporation	Motorvehicles	117,766.33
Japan	Toyota Motor Corporation	Motorvehicles	116,528.15
Japan	Nissan Trading Company Ltd.	Motorvehicles	116,524.65
Japan	Toyota Motor Corporation	Motorvehicles	113,586.61
Japan	Toyota Motor Corporation	Motorvehicles	111,771.21
Japan	Toyota Motor Corporation	Motorvehicles	111,473.40
Japan	Toyota Motor Corporation	Motorvehicles	108,925.58
Japan	Toyota Motor Corporation	Motorvehicles	106,743.06
Japan	Toyota Motor Corporation	Motorvehicles	106,474.05
Japan	Toyota Motor Corporation	Motorvehicles	106,247.86
Japan	Toyota Motor Corporation	Motorvehicles	103,530.73
Japan	Toyota Motor Corporation	Motorvehicles	100,429.27
Japan	J Gerber And Company (Jp) Ltd.	Motorvehicles	98,001.09
Japan	Toyota Motor Corporation	Motorvehicles	93,847.97
Japan	Toyota Motor Corporation	Motorvehicles	91,022.34
Japan	Toyota Motor Corporation	Motorvehicles	88,488.09
Japan	Toyota Motor Corporation	Motorvehicles	85,959.08
Japan	Toyota Motor Corporation	Motorvehicles	82,479.02
Japan	Toyota Motor Corporation	Motorvehicles	77,394.83
Japan	Toyota Motor Corporation	Motorvehicles	77,094.00
Japan	Toyota Motor Corporation	Motorvehicles	75,790.86
Japan	Toyota Motor Corporation	Motorvehicles	75,318.87
Japan	Toyota Motor Corporation	Motorvehicles	72,953.20
Japan	Toyota Motor Corporation	Motorvehicles	72,591.32
Japan	Toyota Motor Corporation	Motorvehicles	71,645.29
Japan	Toyota Motor Corporation	Motorvehicles	71,505.37
Japan	Toyota Motor Corporation	Motorvehicles	70,639.39
Japan	Toyota Motor Corporation	Motorvehicles	70,175.06
Japan	Toyota Motor Corporation	Motorvehicles	69,097.32
Japan	Toyota Motor Corporation	Motorvehicles	68,517.01
Japan	Toyota Motor Corporation	Motorvehicles	66,224.33
Japan	Toyota Motor Corporation	Motorvehicles	63,488.65
Japan	Toyota Motor Corporation	Motorvehicles	62,500.06
Japan	K Arano & Co Ltd.	Motorvehicles	61,001.11
Japan	Toyota Motor Corporation	Motorvehicles	60,609.44
Japan	Toyota Motor Corporation	Motorvehicles	60,367.85
Japan	Toyota Motor Corporation	Motorvehicles	59,852.26
Japan	Nissan Trading Company Ltd.	Motorvehicles	59,229.94
Japan	Toyota Motor Corporation	Motorvehicles	58,538.85
Japan	Toyota Motor Corporation	Motorvehicles	58,112.36
Japan	Toyota Motor Corporation	Motorvehicles	57,124.41
Japan	Toyota Motor Corporation	Motorvehicles	56,856.62
Japan	Toyota Motor Corporation	Motorvehicles	56,676.59
Japan	Toyota Motor Corporation	Motorvehicles	56,603.51
Japan	Toyota Motor Corporation	Motorvehicles	56,580.92
Japan	Toyota Motor Corporation	Motorvehicles	55,988.76
Japan	Toyota Motor Corporation	Motorvehicles	55,595.97
Japan	Toyota Motor Corporation	Motorvehicles	55,351.12
Japan	Toyota Motor Corporation	Motorvehicles	55,056.15
Japan	Toyota Motor Corporation	Motorvehicles	54,560.63
Japan	Nissan Trading Company Ltd.	Motorvehicles	54,438.85
Japan	Toyota Motor Corporation	Motorvehicles	54,198.43
Japan	Toyota Motor Corporation	Motorvehicles	53,916.42
Japan	Toyota Motor Corporation	Motorvehicles	52,554.93
Japan	Toyota Motor Corporation	Motorvehicles	50,885.93
Japan	Toyota Motor Corporation	Motorvehicles	50,014.24
Japan	Toyota Motor Corporation	Motorvehicles	49,900.12
Japan	Toyota Motor Corporation	Motorvehicles	49,100.67
Japan	Toyota Motor Corporation	Motorvehicles	49,099.71
Japan	Toyota Motor Corporation	Motorvehicles	48,535.00
Japan	Toyota Motor Corporation	Motorvehicles	48,141.17
Japan	Toyota Motor Corporation	Motorvehicles	47,500.12
Japan	Toyota Motor Corporation	Motorvehicles	47,094.67
Japan	Toyota Motor Corporation	Motorvehicles	46,928.85
Japan	Toyota Motor Corporation	Motorvehicles	46,707.75
Japan	Toyota Motor Corporation	Motorvehicles	46,681.46
Japan	Toyota Motor Corporation	Motorvehicles	46,629.80
Japan	Toyota Motor Corporation	Motorvehicles	46,549.48
Japan	Toyota Motor Corporation	Motorvehicles	46,113.69
Japan	Toyota Motor Corporation	Motorvehicles	46,057.80
Japan	Toyota Motor Corporation	Motorvehicles	45,969.31



**Major Equipment ordered by Agency during 2002**  
(Orders of USD 30,000 or more)

Agency/Country Procurement	Name of supplier	Description of goods (equipment)	Total Cost (USD)
<b>IAPSO (cont.)</b>			
Japan	Toyota Motor Corporation	Motorvehicles	45,515.92
Japan	J Gerber And Company (Jp) Ltd.	Motorvehicles	45,206.34
Japan	Toyota Motor Corporation	Motorvehicles	45,153.02
Japan	Nissan Trading Company Ltd.	Motorvehicles	44,938.40
Japan	Toyota Motor Corporation	Motorvehicles	44,936.64
Japan	J Gerber And Company (Jp) Ltd.	Motorvehicles	44,804.08
Japan	Toyota Motor Corporation	Motorvehicles	44,790.27
Japan	Nissan Trading Company Ltd.	Motorvehicles	44,335.05
Japan	Toyota Motor Corporation	Motorvehicles	43,703.52
Japan	K Arano & Co Ltd.	Motorvehicles	43,702.98
Japan	Toyota Motor Corporation	Motorvehicles	43,619.69
Japan	Toyota Motor Corporation	Motorvehicles	43,595.19
Japan	Toyota Motor Corporation	Motorvehicles	43,216.46
Japan	Toyota Motor Corporation	Motorvehicles	42,939.40
Japan	Toyota Motor Corporation	Motorvehicles	42,600.64
Japan	Toyota Motor Corporation	Motorvehicles	42,293.52
Japan	Isuzu Motors Limited	Motorvehicles	42,277.39
Japan	Toyota Motor Corporation	Motorvehicles	42,207.53
Japan	Toyota Motor Corporation	Motorvehicles	42,117.11
Japan	Toyota Motor Corporation	Motorvehicles	41,951.79
Japan	Toyota Motor Corporation	Motorvehicles	41,638.46
Japan	Toyota Motor Corporation	Motorvehicles	41,608.21
Japan	Nissan Trading Company Ltd.	Motorvehicles	41,587.53
Japan	Toyota Motor Corporation	Motorvehicles	41,573.07
Japan	Toyota Motor Corporation	Motorvehicles	41,428.24
Japan	Toyota Motor Corporation	Motorvehicles	41,191.75
Japan	Toyota Motor Corporation	Motorvehicles	40,862.96
Japan	Toyota Motor Corporation	Motorvehicles	40,705.18
Japan	Toyota Motor Corporation	Motorvehicles	40,643.09
Japan	Toyota Motor Corporation	Motorvehicles	40,530.97
Japan	Toyota Motor Corporation	Motorvehicles	40,453.62
Japan	Toyota Motor Corporation	Motorvehicles	40,418.84
Japan	Toyota Motor Corporation	Motorvehicles	40,285.08
Japan	Nissan Trading Company Ltd.	Motorvehicles	38,938.43
Japan	Toyota Motor Corporation	Motorvehicles	38,769.43
Japan	K Arano & Co Ltd.	Motorvehicles	38,149.21
Japan	Toyota Motor Corporation	Motorvehicles	37,983.56
Japan	Toyota Motor Corporation	Motorvehicles	37,748.13
Japan	Toyota Motor Corporation	Motorvehicles	37,363.67
Japan	Toyota Motor Corporation	Motorvehicles	36,934.73
Japan	Toyota Motor Corporation	Motorvehicles	36,855.00
Japan	Toyota Motor Corporation	Motorvehicles	36,816.00
Japan	Toyota Motor Corporation	Motorvehicles	36,686.30
Japan	Toyota Motor Corporation	Motorvehicles	36,681.31
Japan	Toyota Motor Corporation	Motorvehicles	35,856.19
Japan	Toyota Motor Corporation	Motorvehicles	35,451.03
Japan	Toyota Motor Corporation	Motorvehicles	35,395.22
Japan	Toyota Motor Corporation	Motorvehicles	35,392.39
Japan	J Gerber And Company (Jp) Ltd.	Motorvehicles	35,357.96
Japan	Nissan Trading Company Ltd.	Motorvehicles	35,259.66
Japan	Toyota Motor Corporation	Motorvehicles	34,796.69
Japan	Isuzu Motors Limited	Motorvehicles	34,782.89
Japan	Toyota Motor Corporation	Motorvehicles	34,772.50
Japan	Toyota Motor Corporation	Motorvehicles	34,757.39
Japan	Toyota Motor Corporation	Motorvehicles	34,739.29
Japan	Toyota Motor Corporation	Motorvehicles	34,511.59
Japan	Toyota Motor Corporation	Motorvehicles	34,508.03
Japan	Toyota Motor Corporation	Motorvehicles	34,413.77
Japan	Isuzu Motors Limited	Motorvehicles	34,199.24
Japan	Toyota Motor Corporation	Motorvehicles	34,182.00
Japan	Toyota Motor Corporation	Motorvehicles	33,792.83
Japan	Toyota Motor Corporation	Motorvehicles	33,431.74
Japan	Toyota Motor Corporation	Motorvehicles	33,417.98
Japan	Toyota Motor Corporation	Motorvehicles	33,378.87
Japan	Toyota Motor Corporation	Motorvehicles	33,287.47
Japan	Nissan Trading Company Ltd.	It Equipment	33,149.44
Japan	Toyota Motor Corporation	Motorvehicles	33,147.05
Japan	Toyota Motor Corporation	Motorvehicles	33,129.37
Japan	J Gerber And Company (Jp) Ltd.	Motorvehicles	33,037.85
Japan	Toyota Motor Corporation	Motorvehicles	32,961.58
Japan	Toyota Motor Corporation	Motorvehicles	32,712.90
Japan	Nissan Trading Company Ltd.	Motorvehicles	32,506.14
Japan	Toyota Motor Corporation	Motorvehicles	32,229.13

**Major Equipment ordered by Agency during 2002**  
(Orders of USD 30,000 or more)

Agency/Country Procurement	Name of supplier	Description of goods (equipment)	Total Cost (USD)
<b>IAPSO (cont.)</b>			
Japan	Toyota Motor Corporation	Motorvehicles	32,125.91
Japan	Toyota Motor Corporation	Motorvehicles	32,022.76
Japan	Toyota Motor Corporation	Motorvehicles	31,807.09
Japan	K Arano & Co Ltd.	Motorvehicles	31,501.30
Japan	Toyota Motor Corporation	Motorvehicles	31,476.25
Japan	Toyota Motor Corporation	Motorvehicles	31,427.79
Japan	Nissan Trading Company Ltd.	Motorvehicles	31,391.25
Japan	Toyota Motor Corporation	Motorvehicles	31,070.08
Japan	Toyota Motor Corporation	Motorvehicles	30,877.08
Japan	Isuzu Motors Limited	Motorvehicles	30,539.56
Japan	Toyota Motor Corporation	Motorvehicles	30,514.53
Japan	Toyota Motor Corporation	Motorvehicles	30,489.75
Japan	Nissan Trading Company Ltd.	Motorvehicles	30,385.33
Japan	K Arano & Co Ltd.	Motorvehicles	30,270.49
Japan	Toyota Motor Corporation	Motorvehicles	30,094.88
Luxemborg	Dometic Sarl	It Equipment	110,390.16
Netherlands	The Medical Export Group Bv	Stop TB	4,855,269.63
Netherlands	The Medical Export Group Bv -stockpile	Stop TB	1,474,162.16
Netherlands	The Medical Export Group Bv	Stop TB	935,214.28
Netherlands	The Medical Export Group Bv	Stop TB	935,214.28
Netherlands	The Medical Export Group Bv	Stop TB	437,533.11
Netherlands	The Medical Export Group Bv	Stop TB	436,028.08
Netherlands	The Medical Export Group Bv -stockpile	Stop TB	212,302.52
Netherlands	The Medical Export Group Bv	Stop TB	211,186.50
Netherlands	Sgs Inspection Services B.v.	It Equipment	201,279.70
Netherlands	The Medical Export Group Bv	Stop TB	158,800.40
Netherlands	The Medical Export Group Bv	Stop TB	127,917.66
Netherlands	Code Europe Nv	It Equipment	126,574.52
Netherlands	The Medical Export Group Bv	Stop TB	110,611.03
Netherlands	The Medical Export Group Bv	Stop TB	110,611.03
Netherlands	The Medical Export Group Bv	Stop TB	55,317.82
Netherlands	The Medical Export Group Bv	Stop TB	54,515.44
Netherlands	The Medical Export Group Bv -stockpile	Stop TB	52,008.05
Netherlands	The Medical Export Group Bv	Stop TB	49,972.71
Netherlands	The Medical Export Group Bv	Stop TB	49,972.71
Netherlands	The Medical Export Group Bv	Stop TB	45,743.44
South Africa	Toyota Sa Marketing	Motorvehicles	38,290.11
Sri Lanka	Lanka Transformers Ltd.	Electricity Network Rehabilitation Programme	604,722.29
Sri Lanka	Lanka Transformers Ltd.	Electricity Network Rehabilitation Programme	596,219.32
Turkey	Özdil	Electricity Network Rehabilitation Programme	1,676,093.11
Turkey	Özdil	Electricity Network Rehabilitation Programme	1,132,521.78
Turkey	Sa-ra Energy, Construction, Trade And Industry Co	Electricity Network Rehabilitation Programme	462,867.08
Turkey	Sa-ra Energy, Construction, Trade And Industry Co	Electricity Network Rehabilitation Programme	201,685.00
Turkey	Ramko Dis Ticaret Ltd, Turkey	Electricity Network Rehabilitation Programme	181,415.66
Turkey	Sa-ra Energy, Construction, Trade And Industry Co	Electricity Network Rehabilitation Programme	163,869.06
Turkey	Arbel Pulse And Grain Ltd.	It Equipment	132,914.79
Turkey	Sa-ra Energy, Construction, Trade And Industry Co	Electricity Network Rehabilitation Programme	104,518.21
Turkey	Sa-ra Energy, Construction, Trade And Industry Co	Electricity Network Rehabilitation Programme	77,149.55
Turkey	Sa-ra Energy, Construction, Trade And Industry Co	Electricity Network Rehabilitation Programme	59,683.63
United Kingdom	King Trailers Limited	Electricity Network Rehabilitation Programme	805,464.70
United Kingdom	Nrg International	It Equipment	398,805.85
United Kingdom	F.g. Wilson Engineering Ltd	Electricity Network Rehabilitation Programme	223,367.13
United Kingdom	Toyota Gibraltar Stockholdings	Motorvehicles	193,081.52
United Kingdom	Land Rover & Ford Project Vehicles	Motorvehicles	178,698.34
United Kingdom	F.g. Wilson Engineering Ltd	Electricity Network Rehabilitation Programme	159,547.95
United Kingdom	Abbeyvet Export Ltd	It Equipment	134,116.67
United Kingdom	Toyota Gibraltar Stockholdings	Motorvehicles	114,106.89
United Kingdom	Floardene Power Products Ltd.	Electricity Network Rehabilitation Programme	112,480.43
United Kingdom	Nrg International	It Equipment	107,129.76
United Kingdom	Toyota Gibraltar Stockholdings	Motorvehicles	106,534.60
United Kingdom	Intequip Ltd.	It Equipment	98,514.09
United Kingdom	Eagle Scientific Ltd	It Equipment	92,676.63
United Kingdom	Thermoprojects	It Equipment	85,498.44
United Kingdom	Toyota Gibraltar Stockholdings	Motorvehicles	83,359.05
United Kingdom	Nrg International	It Equipment	82,872.35
United Kingdom	Astel	It Equipment	69,211.10

**Major Equipment ordered by Agency during 2002**  
(Orders of USD 30,000 or more)

Agency/Country Procurement	Name of supplier	Description of goods (equipment)	Total Cost (USD)
<b>IAPSO (cont.)</b>			
United Kingdom	Floatdene Power Products Ltd.	Electricity Network Rehabilitation Programme	69,105.84
United Kingdom	Westac Power Ltd	Electricity Network Rehabilitation Programme	66,808.79
United Kingdom	Westac Power Ltd	Electricity Network Rehabilitation Programme	66,808.79
United Kingdom	Land Rover & Ford Project Vehicles	Motorvehicles	65,019.15
United Kingdom	Conrico International Ltd.	Motorvehicles	58,666.20
United Kingdom	Floatdene Power Products Ltd.	Electricity Network Rehabilitation Programme	57,710.34
United Kingdom	Toyota Gibraltar Stockholdings	Motorvehicles	57,586.69
United Kingdom	Toyota Gibraltar Stockholdings	Motorvehicles	57,586.69
United Kingdom	Toyota Gibraltar Stockholdings	Motorvehicles	55,545.44
United Kingdom	Toyota Gibraltar Stockholdings	Motorvehicles	55,419.29
United Kingdom	Land Rover & Ford Project Vehicles	Motorvehicles	54,650.83
United Kingdom	Intequip Ltd.	It Equipment	52,699.61
United Kingdom	Toyota Gibraltar Stockholdings	Motorvehicles	52,140.72
United Kingdom	Intequip Ltd.	It Equipment	51,757.67
United Kingdom	Toyota Gibraltar Stockholdings	Motorvehicles	51,156.79
United Kingdom	Toyota Gibraltar Stockholdings	Motorvehicles	50,796.79
United Kingdom	Eagle Scientific Ltd	It Equipment	50,448.57
United Kingdom	Toyota Gibraltar Stockholdings	Motorvehicles	50,377.37
United Kingdom	Land Rover & Ford Project Vehicles	Motorvehicles	48,276.28
United Kingdom	F.g. Wilson Engineering Ltd	Electricity Network Rehabilitation Programme	46,911.72
United Kingdom	Nrg International	It Equipment	43,711.65
United Kingdom	Land Rover & Ford Project Vehicles	Motorvehicles	41,099.25
United Kingdom	Land Rover & Ford Project Vehicles	Motorvehicles	40,313.82
United Kingdom	Intequip Ltd.	It Equipment	36,992.63
United Kingdom	Land Rover & Ford Project Vehicles	Motorvehicles	35,500.66
United Kingdom	Floatdene Power Products Ltd.	Electricity Network Rehabilitation Programme	34,681.82
United Kingdom	Toyota Gibraltar Stockholdings	Motorvehicles	32,598.66
United Kingdom	Toyota Gibraltar Stockholdings	Motorvehicles	31,847.95
United Kingdom	Nrg International	It Equipment	31,760.73
United Kingdom	Eagle Scientific Ltd	It Equipment	31,406.47
United Kingdom	Toyota Gibraltar Stockholdings	Motorvehicles	30,871.35
USA	Harris Corporation	Telecommunication Equipment	417,085.80
USA	VtIs Sales Support	It Equipment	97,162.80
USA	Harris Corporation	Telecommunication Equipment	82,091.00
USA	Harris Corporation	Telecommunication Equipment	82,091.00
USA	Jb International Inc.	It Equipment	69,590.30
USA	Planson International Corp.	It Equipment	67,415.63
USA	Ropa Group	Motorvehicles	64,050.00
USA	Planson International Corp.	It Equipment	63,970.76
USA	Jb International Inc.	It Equipment	63,244.34
USA	Planson International Corp.	It Equipment	59,951.86
USA	Planson International Corp.	It Equipment	59,770.51
USA	Ropa Group	Motorvehicles	50,028.19
USA	Planson International Corp.	It Equipment	48,904.64
USA	Planson International Corp.	It Equipment	47,328.92
USA	Planson International Corp.	It Equipment	46,569.48
USA	Jb International Inc.	It Equipment	40,969.51
USA	Ropa Group	Motorvehicles	38,878.92
USA	Ropa Group	Motorvehicles	37,647.32
<b>ICTR</b>			
Denmark	Jb International	Computer Equipment	47,239.00
Denmark	Business Machines Ltd.	Computer Equipment	40,700.00
Japan	Al-hasar & Company	Vehicle Spares	36,687.00
Kenya	Dan Office	Audio/Video	75,851.00
Kenya	Securicor Security	Securicor Quipment	36,123.00
Oman	Interface Europe Ltd.	Carpets	40,492.00
Tanzania	Unpd	Audio Equipment	78,448.00
Tanzania	Apcom Computers	Computer Equipment	54,766.00
Tanzania	Lino Stationaries	Stationaries	32,930.00
Tanzania	Danish Interpretation Systems A/S	Audio Equipment	32,032.00
United Kingdom	Nissan	Vehicles	50,000.00
USA	Unpd	Computer Equipment	105,000.00
USA	Mfi Office Solutions	Photo Copier Machines	55,960.00
USA	Dell	Computer Equipm.	47,670.00
USA	Lloyd Jones Ltd.	Food	46,400.00
USA	Lifeline Commercial Services	Copying Paper	45,596.00

**Major Equipment ordered by Agency during 2002**  
(Orders of USD 30,000 or more)

Agency/Country Procurement	Name of supplier	Description of goods (equipment)	Total Cost (USD)
<b>ILO</b>			
Brazil	Lpa	Paper And Labels, Lot	87,042.00
Bulgaria	N/A	Office Equipment, Lot	38,670.00
Italy	Proras S.r.l.	Clay Production Unit, Hydraulic Press, Plate Flattener	146,583.96
Italy	Matteograssi	Tavolo Riunioni, Poltroncina Girevole Mizar, Sedia April	145,624.83
Italy	Costruzioni Meccaniche Romanelli	Manual Warping Machine, Horizontal Loom	132,140.87
Italy	Intertrade International Services	Training Equipment	41,470.83
<b>ILO (cont.)</b>			
Netherlands	Akkermans Industrial Engineering	Hydraulic Equipment	42,534.09
Switzerland	Nos Sa	Office Furniture, Lot	265,738.00
Switzerland	Nos Sa	Office Furniture, Lot	105,796.00
Switzerland	Nos Sa	Office Furniture, Lot	68,487.00
Switzerland	Dps Sa Electronique-informatique	Adaptec With Cables, Hp Surestore Magn., Opt. Jukebox	30,054.26
Thailand	Ele International	Container, Brushes, Thermometer, Slump Cone, Measures	59,175.51
United Kingdom	Logica	Office Furniture, Lot	62,715.00
Zimbabwe	Start Your Business Project	Laptop, Laser Fax, Photocopier And Software For Server	35,648.09
<b>ITU</b>			
Denmark	lapso	Toyota (S)	36,430.00
Peru	Mitsui Automotriz Sa	Toyota (S)	179,625.00
Switzerland	Alcatel	Hardware/Software	38,712.00
USA	Planson International Corporation	Equipments (Laptop Computers)	38,575.00
<b>UNICEF</b>			
Afghanistan	Arya Stationery, Kabul	Education Supplies	255,300.00
Afghanistan	The Mgt Group, Kabul	IT & Office Supplies, Communication Equip.	154,255.00
Afghanistan	Jubaili Bros, Kabul	IT & Office Supplies	123,640.00
Angola	Toyota De Angola, Sarl	Transport, IT & Office Supplies	562,360.00
Angola	Ponto Um, Publicidade, Lda	Printing	527,105.00
Angola	Ncr - Angola	IT & Office Supplies	278,333.00
Angola	Eal - Edicoes De Angola, Lda.	Printing	221,696.00
Angola	Cicci	Education Supplies, Communication Equip.	217,874.00
Angola	Rocha Monteiro Ltd	IT & Office Supplies	117,941.00
Angola	Grafica Aguedense Lda, Lobito	Printing	109,800.00
Australia	Csl Limited	Vaccines/Biologicals	1,020,957.00
Austria	Biochemie Gmbh	Pharmaceuticals	720,126.00
Austria	Brevillier-urban Schreibwarenfabrik	Education Supplies	152,729.00
Bangladesh	Robin Printing And Packages Limited	Education Supplies, Printing	676,466.00
Bangladesh	G. A. Traders	Water & Sanitation	274,437.00
Bangladesh	Goodwill Trade International	Education Supplies	246,353.00
Bangladesh	Shahitya Prakash	Education Supplies, Printing	221,046.00
Bangladesh	Multilink International Co. Ltd.	IT & Office Supplies	217,751.00
Bangladesh	S. S. Scientific Corporation	Education Supplies	200,730.00
Bangladesh	Technoworth Associates Ltd.	Water & Sanitation, Medical Equipment	185,952.00
Bangladesh	Elite Printing & Packages Ltd.	Printing	167,919.00
Bangladesh	Bangladesh Progressive Enterprise Press	Printing	145,489.00
Bangladesh	Desktop Computer Connection Ltd	IT & Office Supplies	135,873.00
Bangladesh	Brac Printers	Education Supplies, Printing	132,846.00
Bangladesh	Herald Publications Ltd.	Printing, Education Supplies	121,575.00
Bangladesh	M/S. Panama Trading	Education Supplies	114,946.00
Bangladesh	Orchid Printers	Printing	111,456.00
Belgium	Glaxosmithkline	Vaccines/Biologicals	81,061,588.00
Belgium	Becton Dickinson	Medical Renewable	17,409,265.00
Belgium	Purna Pharmaceuticals N.v.	Pharmaceuticals	739,867.00
Belgium	Michiels Fabrieken N.v.	Nutrition	369,381.00
Belgium	Volvo Parts Gent	Transport	236,760.00
Belgium	Geotechno Bvba	Water & Sanitation	175,192.00
Belgium	Demimpex Transport,	Transport, Office Supplies	172,338.00
Belgium	Alpinter Relief Supplies	Education Supplies, Water & Sanitation, Household Tech.	162,092.00
Bhutan	Gaki Enterprise	Water & Sanitation, Education Supplies	133,097.00

**Major Equipment ordered by Agency during 2002**  
(Orders of USD 30,000 or more)

Agency/Country Procurement	Name of supplier	Description of goods (equipment)	Total Cost (USD)
<b>UNICEF (cont.)</b>			
Bosnia and Herzegovina	Avery D.o.o. Sarajevo	Education Supplies, IT & Office Supplies	131,650.00
Brazil	Fundacao Oswaldo Cruz/	Vaccines/Biologicals	752,333.00
Burkina Faso	Total Fina Elf Burkina S.a.	Fuel & Lubricants	200,344.00
Burundi	Petrobu	Fuel & Lubricants	111,477.00
Cambodia	Thakral Brothers Pte Ltd	IT & Office Supplies	261,938.00
Cambodia	In Piteak	Water & Sanitation	162,751.00
Cambodia	Kim Se	Water & Sanitation	159,605.00
Cambodia	Ly Chin Leang	Water & Sanitation	154,315.00
Cambodia	Nuth Chheng Ang Construction	Water & Sanitation	141,113.00
Cambodia	Chhoun Kim San	Water & Sanitation, Education Supplies	136,872.00
Cambodia	Omc Co., Ltd.	Transport	129,216.00
Cambodia	Chhoun Khisak	Water & Sanitation	120,613.00
Cambodia	Samnang Peanich	Water & Sanitation	113,518.00
Cambodia	Pps International, Phnom Penh	Water & Sanitation	112,551.00
Cambodia	Te Aik Hong Office Machines Supplies	IT & Office Supplies	105,689.00
Cambodia	Makara Printing House	Printing	101,499.00
Canada	Aventis Pasteur Canada	Vaccines/Biologicals	2,933,708.00
Canada	Intervax	Vaccines/Biologicals	2,061,584.00
Chile	Ajay - Sqm Chile S.a.	Nutrition	721,400.00
China	Benxi Beitai Ductile Cast Iron Pipe	Water & Sanitation	1,046,137.00
China	Tianjin Flying Pigeon Bicycle Co.,	Transport	261,936.00
China	Zhejiang Supor Cookware Co., Ltd.	Medical Equipment	210,857.00
China	Qingdao Gyoha Plastics Co. Ltd.	Shelter/Field Equip.	191,762.00
China	Shanghai Medicines & Health Products	Medical Equipment, Medical Renewable	147,980.00
China	Iti Company (Shanghai) Ltd.	Education Supplies	138,338.00
China	Xinjiang Int. Economic Cooperation Co.	Clothing & Footwear	1,272,304.00
China	Ministry Of Public Health, Epi	Vaccines/Biologicals	1,270,080.00
China	M/S Hainan Sheng-chang Wuye Dev.	Water & Sanitation, Education Supplies	265,089.00
China	Beijing Liyuan Technical Co. Ltd	IT & Office Supplies, Printing	127,710.00
Colombia	Dismadal	Printing	152,252.00
Cuba	Empresa De Muebles Signo	Shelter/Field Equip., Education Supplies	110,049.00
Cyprus	Remedica Ltd.	Pharmaceuticals, Water & Sanitation	1,158,308.00
DRP of Congo	Afriq - Editions S.a.r.l.	Printing	447,332.00
DRP of Congo	Datco	Shelter/Field Equip., Fuel & Lubricants, Medical/Hygiene Kits	175,151.00
DRP of Congo	Agb S.p.r.l.	Printing	111,077.00
DRP of Congo	Kinpress (Imprimerie Typo-offset)	Printing, Education Supplies	102,027.00
Denmark	Statens Seruminstitt	Vaccines/Biologicals	7,219,405.00
Denmark	Danimex Communication Ltd.	Communication Equip., IT & Office Supplies	1,893,189.00
Denmark	Grundfos Dk A/S	Water & Sanitation, Communication Equip.	1,834,478.00
Denmark	Bukkehave A/S	Transport, IT & Office Supplies	1,152,827.00
Denmark	Faraone Danmark Aps	Education Supplies	989,914.00
Denmark	Eterra A/S	IT & Office Supplies, Communication Equip.	859,793.00
Denmark	Basf Health & Nutrition A/S	Nutrition, Pharmaceuticals	770,778.00
Denmark	Canon Danmark A/S	Printing, Education Supplies, IT & Office Supplies	655,604.00
Denmark	Cicci Aps Education Supplies	Education Supplies, Nutrition, Shelter/Field Equip.	635,575.00
Denmark	Danoffice Aps	IT & Office Supplies, Education Supplies	602,515.00
Denmark	Deutz Danmark A/S	IT & Office Supplies, Water & Sanitation, Medical Equip.	577,506.00
Denmark	H. Jessen Jrgensen A/S	Cold Chain Equipment	558,288.00
Denmark	Icopal Plastic Membranes A/S	Shelter/Field Equip.	392,958.00
Denmark	A/S Vestfrost	Cold Chain Equipment	312,120.00
Denmark	Missionpharma	Pharmaceuticals, Medical Renewable	304,271.00
Denmark	Kjaer & Kjaer Worldwide A/S	Transport	296,590.00
Denmark	Jorgen Larn Vinduespolering	Other	266,438.00
Denmark	Ambu International A/S	Medical Equipment, Education Supplies	261,751.00
Denmark	Peter Justesen Company A/S	IT & Office Supplies, Communication Equip., Educ. Supplies	209,144.00
Denmark	Compact A/S	Nutrition	203,104.00
Denmark	As Crown Emballage	Medical Renewable, IT & Office Supplies	190,670.00
Denmark	Hobart Foster Scandinavia A/S	Cold Chain Equipment	182,107.00
Denmark	Dansk Farmaceutisk Industri A/S	Pharmaceuticals	160,356.00
Denmark	Isaak	Education Supplies	151,150.00
Denmark	Itt Flygt A/S	Water & Sanitation	140,370.00

**Major Equipment ordered by Agency during 2002**  
(Orders of USD 30,000 or more)

Agency/Country Procurement	Name of supplier	Description of goods (equipment)	Total Cost (USD)
<b>UNICEF (cont.)</b>			
Denmark	Codan Medical Aps	Medical Renewable	132,638.00
Denmark	Kronlein Import & Export Agencies	Medical Equipment	111,325.00
Denmark	Dansk Edb Satscentrum A/S	Printing	110,639.00
Denmark	Danature Foods Aps	Nutrition	100,880.00
Egypt	Unatrac International S.a.e. Free Z	Transport	479,830.00
El Salvador	Ferrocetro	Water & Sanitation	168,706.00
Ethiopia	Selamawit Abate	Shelter/Field Equip., Education Supplies, Nutrition	673,914.00
Ethiopia	Debre Berhan Blanket Factory	Shelter/Field Equip.	296,282.00
Ethiopia	Haron Computer Pvt. Ltd. Co.	IT & Office Supplies	290,839.00
Ethiopia	Maky Tx Trading	Education Supplies, IT & Office Supplies, Printing	250,770.00
Ethiopia	Empde	Medical/Hygiene Kits, Education Supplies	232,684.00
Ethiopia	Kasma Engineering	Education Supplies	153,571.00
Ethiopia	Roto Tanks P.l.c	Water & Sanitation	152,421.00
Ethiopia	Sigmo Sawmill	Education Supplies	118,221.00
Ethiopia	Natran Plastic Goods Mfg. Pvt. Ltd. Co.	Water & Sanitation, Household Technology	115,075.00
Ethiopia	Nile Industrial & Commercial P.l.c	Education Supplies	115,043.00
Ethiopia	K/ Mariam Gessese & Sons Plc	Education Supplies	108,243.00
Finland	Pa-hu Oy	Medical Renewable	2,455,322.00
Finland	Lindegaard Paperisto Oy	Education Supplies, Medical Renewable	1,072,156.00
Finland	Huurre Group Oy	Cold Chain Equipment	625,399.00
Finland	Ab Crown Products Oy	Education Supplies	558,604.00
Finland	Valtra Inc.	Transport	521,487.00
Finland	Sademan Oy	Nutrition	147,115.00
France	Aventis Pasteur	Vaccines/Biologicals	37,054,702.00
France	Nutriset	Nutrition	3,182,954.00
France	Omyacolor Sa	Education Supplies	1,261,533.00
France	Lms World Water Treatment Group Gmd	Water & Sanitation	677,296.00
France	Laboratoires Renaudin	Pharmaceuticals	578,424.00
France	Flowserve Pompes	Water & Sanitation, Medical Equipment	471,166.00
France	Panpharma Laboratories	Pharmaceuticals	394,014.00
France	Laboratoires Guerbet	Pharmaceuticals	302,288.00
France	Sovema	Water & Sanitation	283,748.00
France	Renault Trucks	Water & Sanitation, Transport	266,218.00
France	Onde Degremont	Water & Sanitation	258,290.00
France	S.e.d.a.t. S.a.	Medical Renewable	188,867.00
France	Aavs Advanced Audio Visual Systems	Communication Equip.	156,451.00
France	Cnh France S.a.	Transport	143,580.00
France	Agencinox	Medical Equipment	137,627.00
France	Iris Instruments	Water & Sanitation	101,529.00
Gambia	Macmillan Publisher Limited Uk	Printing	111,713.00
Ghana	Type	Printing	100,399.00
Germany	Destroject Gmbh Medical Devices	Medical Renewable	3,314,009.00
Germany	Lomapharm, Rudolf Lohmann Gmbh Kg	Pharmaceuticals, Nutrition, Medical Equipment	1,499,104.00
Germany	Kbi Kunststoffbeutel Prod. Gmbh	Pharmaceuticals	1,443,322.00
Germany	Seca Vogel & Halke Gmbh & Co.	Nutrition	958,696.00
Germany	Henke Sass Wolf Gmbh	Medical Renewable	940,943.00
Germany	Landre Gmbh	Education Supplies	922,099.00
Germany	Tyco Healthcare Gmbh	Medical Renewable	915,000.00
Germany	B. Braun Melsungen Ag	Pharmaceuticals, Medical Renewable	435,169.00
Germany	Sanavita Aktiengesellschaft & Co.	Pharmaceuticals	363,600.00
Germany	Boss Pro-tec	Water & Sanitation, Medical Equipment	304,083.00
Germany	Chempatex Medizinische	Medical Renewable	261,098.00
Germany	Rotexmedica Gmbh	Pharmaceuticals	253,857.00
Germany	Bayer Ag	Pharmaceuticals	250,553.00
Germany	Hatz Gmbh & Co Kg	Water & Sanitation	207,623.00
Germany	Ernst Klett International Gmbh	Education Supplies	122,602.00
Germany	Stoehr Turn- Und Sportgeraet Gmbh	Rehab./Disabilities, Education Supplies	119,562.00
Germany	Karl Wissner Gmbh & Co. Kg	Education Supplies	116,202.00
Germany	Medicon Eg	Medical Equipment	113,888.00
Guatemala	Representaciones Rosales	Water & Sanitation	129,499.00
Guatemala	Milacron, S.a.	Water & Sanitation	103,398.00
Guatemala	ldf.s.a.	Water & Sanitation	101,828.00
India	Serum Institute Of India Ltd.	Vaccines/Biologicals	20,027,674.00

**Major Equipment ordered by Agency during 2002**  
(Orders of USD 30,000 or more)

Agency/Country Procurement	Name of supplier	Description of goods (equipment)	Total Cost (USD)
<b>UNICEF (cont.)</b>			
India	Blow Kings	Cold Chain Equipment	1,182,669.00
India	Strides Arcolab Limited	Pharmaceuticals	798,623.00
India	Apex Continental Ltd.	Cold Chain Equipment	789,810.00
India	Shantha Biotechnics (P) Ltd.	Vaccines/Biologicals	582,842.00
India	Ipca Laboratories Limited	Pharmaceuticals	548,922.00
India	Ajay Industrial Corporation	Water & Sanitation	384,038.00
India	Karnataka	Pharmaceuticals	324,213.00
India	Avon Cycles Private Ltd.	Transport	209,960.00
India	Kanam Latex Industries Private Ltd.	Medical Renewable	185,366.00
India	Meera & Ceiko Pumps Pvt Ltd	Water & Sanitation	111,892.00
India	Balaji Industries & Engineering	Water & Sanitation	104,145.00
India	Panacea Biotech Limited	Vaccines/Biologicals	10,420,935.00
India	Haffkine Bio-pharm. Corp. Ltd.	Vaccines/Biologicals	3,755,991.00
India	Kirby Building Systems India Ltd.	Shelter/Field Equip., Education Supplies	1,861,081.00
India	Vestergaard Frandsen (I) Pvt. Ltd.	Household Technology	799,983.00
India	Salter India Privateltd., New Delhi	Nutrition, Medical Equipment	597,375.00
India	Nicholas Piramal India Limited, Thane	Vaccines/Biologicals, Nutrition	580,172.00
India	Ajay Industrial Corporation	Water & Sanitation, Fuel & Lubricants	565,942.00
India	Mahindra & Mahindra Ltd., Mumbai	Transport	464,907.00
India	Mbi Kits International	Laboratory Supplies, Nutrition, Diagnostic Test Kits	401,123.00
India	Polytrusions Pvt Ltd.	Water & Sanitation	377,000.00
India	Kay & Company	Education Supplies, Shelter/Field Equip., Medical Equip.	341,455.00
India	Nikhil Offset	Printing	277,326.00
India	Blow Kings	Cold Chain Equipment	245,709.00
India	Meera & Ceiko Pumps Pvt Ltd	Water & Sanitation, Fuel & Lubricants	238,600.00
India	Merck Limited - India	Laboratory Supplies, Water & Sanitation	224,976.00
India	Acer India (Pvt) Ltd., New Delhi	IT & Office Supplies	219,465.00
India	Ashok Leyland Limited, Chennai	Transport, Water & Sanitation	206,891.00
India	Shashi Bhusan Chatterjee & Sons	Education Supplies, Printing	197,406.00
India	Osho Tools Pvt. Ltd.	Water & Sanitation	197,326.00
India	Antartica Limited	Printing	191,355.00
India	Instant Offset Printers, New Delhi	Printing	187,615.00
India	Antarctica Limited, Kolkata	Printing	173,052.00
India	Strides Arcolab Limited, Bangalore	Pharmaceuticals	172,759.00
India	Swastik Pipes Limited	Water & Sanitation	152,495.00
India	Excel Marketing Services, Patna	Identific. & Signage	137,724.00
India	Sintex Industries Ltd., Kalol	Water & Sanitation	132,502.00
India	Ajanta Pharma Limited	Pharmaceuticals	115,496.00
India	Bmw Industries Limited	Water & Sanitation	114,911.00
India	Gujarat Raffia Industries Ltd.	Shelter/Field Equip.	111,019.00
India	Eros Industries	Cold Chain Equipment, Education Supplies	104,812.00
India	Ingersoll-rand (India) Limited	Water & Sanitation	101,262.00
India	Naba Mudran (P) Ltd.	Printing	101,099.00
Indonesia	P.t. Bio Farma (Persero)	Vaccines/Biologicals	1,525,622.00
Indonesia	Pt. Komtelindo Erabuana	Education Supplies, Clothing & Footwear	286,328.00
Indonesia	Pt Multi Kuarta Kencana	Education Supplies, Clothing & Footwear	262,579.00
Indonesia	Cv Kurnia Adimitra Trading	Shelter/Field Equip., Water & Sanitation, Clothing&Footwear	113,566.00
Iraq	Chinar Company - Dohuk	IT & Office Supplies, Water & Sanitation	136,555.00
Ireland	Trinity Biotech	Diagnostic Test Kits	234,506.00
Ireland	Ovelle Pharmaceuticals	Pharmaceuticals	230,696.00
Ireland	Medentech Ltd	Pharmaceuticals, Water & Sanitation	201,865.00
Israel	Orgenics Ltd.	Diagnostic Test Kits	102,143.00
Israel	Al-quds Stationery Mfg. & Trading Co.	Education Supplies	336,860.00
Italy	Chiron S.r.l.	Vaccines/Biologicals	27,709,852.00
Italy	Coelmo S.r.l.	Water & Sanitation	1,055,908.00
Italy	Nuova Omsa S.r.l.	Medical Equipment	579,489.00
Italy	Nuova Industrie Biscotti Crich	Nutrition	421,214.00
Italy	Universal S.p.a.	Education Supplies	327,838.00
Italy	Alfa Intes	Pharmaceuticals	290,587.00
Italy	Dac Srl	Water & Sanitation, Education Supplies	268,046.00
Italy	Galeno A.m.s. S.r.l.	Medical Equipment	198,142.00
Italy	Copertificio Melani Giovanni	Shelter/Field Equip.	157,588.00
Italy	Electron S.r.l.	Medical Equipment, Water & Sanitation	122,228.00
Japan	Toyota Motor Corporation	Transport, IT & Office Supplies, Medical Equipment	10,959,821.00
Japan	Japan Bcg Laboratory	Vaccines/Biologicals	1,804,120.00

**Major Equipment ordered by Agency during 2002**  
(Orders of USD 30,000 or more)

Agency/Country Procurement	Name of supplier	Description of goods (equipment)	Total Cost (USD)
<b>UNICEF (cont.)</b>			
Japan	J. Gerber & Company (Japan) Ltd.	Transport	1,732,258.00
Japan	Sumitomo Corporation	Transport	1,015,417.00
Japan	K. Arano & Co., Ltd.	IT & Office Supplies, Transport, Education Supplies	934,973.00
Japan	Nissan Trading Co., Ltd	Transport	719,836.00
Japan	Tanabe Seiyaku Co. Ltd.	Vaccines/Biologicals	678,422.00
Japan	Fujirebio Inc. Diagnostic Test Kits	Diagnostic Test Kits, Laboratory Supplies	250,822.00
Japan	Olympus Optical Co. Ltd.	Laboratory Supplies	103,464.00
Kazakhstan	"Almaty Tea" Ltd	Clothing & Footwear	137,280.00
Kenya	Techno Relief Services Ltd.	Shelter/Field Equip., Medical/Hygiene Kits, Nutrition	1,839,480.00
Kenya	Rymans Limited	Education Supplies, Warehousing, Printing	1,741,544.00
Kenya	Proctor & Allan	Nutrition, Agriculture	1,009,686.00
Kenya	Colour Creations	Clothing & Footwear, Printing, Identific. & Signage	405,251.00
Kenya	English Press Ltd	Printing	372,664.00
Kenya	Toyota East Africa Ltd	Transport, Fuel & Lubricants, Communication Equip.	364,356.00
Kenya	Circuit Business Systems Ltd	IT & Office Supplies	354,465.00
Kenya	Nairobi Ironmongers Ltd	Water & Sanitation	323,889.00
Kenya	Mossnet Industries Ltd.	Household Technology	287,299.00
Kenya	Narcol Aluminium Rolling Mills	Nutrition	183,857.00
Kenya	Caltex Oil (Kenya) Limited	Fuel & Lubricants	172,563.00
Kenya	Total Oil Products (K) Limited	Fuel & Lubricants	155,628.00
Kenya	Ramco Printing Works Ltd	Printing, Identific. & Signage	141,758.00
Kyrgyzstan	Anna Istratova, Private Enterprise	Clothing & Footwear	105,250.00
Luxembourg	Dometic Sarl	Cold Chain Equipment	3,889,065.00
Lesotho	Lottering Auc	Nutrition, Agriculture	106,220.00
Liberia	Mobile Oil Liberia Inc.	Fuel & Lubricants, Water & Sanitation	139,822.00
Madagascar	Cominor	Education Supplies	297,625.00
Madagascar	Societe Chandarana & Cie.	Education Supplies, IT & Office Supplies	236,165.00
Mali	Totalfinaelf Mali S.a.	Fuel & Lubricants	256,677.00
Malta	Pharmamed Ltd.	Pharmaceuticals	2,008,073.00
Malta	Ppl Pharmamed Parenterals Ltd	Pharmaceuticals	102,368.00
Mauritania	Ets Sidi Med O Ahmed Salem	Nutrition	157,412.00
Mexico	Super Medica, S. A. De C. V.	Medical/Hygiene Kits	100,070.00
Mozambique	Dataserv Lda	IT & Office Supplies, Communication Equip.	165,177.00
Myanmar	Myanmar Pipes & Accessories Co.,Ltd	Water & Sanitation	327,654.00
Myanmar	Man International Co., Ltd.	Printing, Education Supplies	219,121.00
Myanmar	Shwe Naing Ngan Printing House	Printing	185,603.00
Myanmar	Mahar Kyaw Department Store	Clothing & Footwear, Identific. & Signage	170,943.00
Myanmar	Shay Saung Printing Press	Printing	114,415.00
Nepal	Cas Trading House Pvt Ltd	IT & Office Supplies	175,225.00
Nepal	Digi Prints Pvt. Ltd.	Printing	111,096.00
Nigeria	Nigeria Synthetic Fabrics Limited	Household Technology	321,219.00
Nigeria	Danco Nigeria Limited	Education Supplies	120,235.00
Netherlands	Melchemie Holland B.v.	Household Technology, Shelter/Field Equip.	195,353.00
Netherlands	Ida - International Dispensary	Pharmaceuticals	190,149.00
Netherlands	Simed International B.v.	Medical Equipment, Laboratory Supplies	185,027.00
Netherlands	Project Production International Bv	Nutrition	157,828.00
Netherlands	Van Oostveen Medical	Medical Renewable	115,180.00
Norway	Weifa As	Pharmaceuticals	852,547.00
Norway	Telenor Satellite Networks As	Communication Equip., IT & Office Supplies	692,787.00
Norway	Fiskars Norge A/S	Education Supplies	648,919.00
Norway	Polynor As	Medical Renewable, Medical Equipment	540,378.00
Norway	Naps Norway A/S	Cold Chain Equipment, Communication Equip.	251,503.00
Norway	Telenor Satellite Services As	Communication Equip., IT & Office Supplies	123,496.00
Oman	Saud Bahwan Automotive Llc	Transport,IT & Office Supplies	780,871.00



**Major Equipment ordered by Agency during 2002**  
(Orders of USD 30,000 or more)

Agency/Country Procurement	Name of supplier	Description of goods (equipment)	Total Cost (USD)
<b>UNICEF (cont.)</b>			
Pakistan	Buraq Surgical Corporation	Medical Equipment	390,380.00
Pakistan	Shahsons (Pvt) Limited	Education Supplies	296,580.00
Pakistan	Indus Pencil Industries (Pvt) Ltd.	Education Supplies	260,942.00
Pakistan	Technimen Gema (Pvt) Ltd.	Medical Equipment	158,601.00
Pakistan	Mensunco Sports (Pvt) Ltd.	Education Supplies	143,838.00
Pakistan	H. Sheikh Noor-ud-din & Sons Pvt Ltd	Education Supplies, Shelter/Field Equip.	1,684,583.00
Pakistan	Instant Print System	Education Supplies	1,329,074.00
Pakistan	Lahore Drawing Stationery Stores	Education Supplies	1,141,947.00
Pakistan	Ferozsons (Pvt) Ltd, Lahore	Education Supplies	1,131,898.00
Pakistan	Zahra Industries Pvt Ltd	Education Supplies, Shelter/Field Equip.	1,000,499.00
Pakistan	Alahamra Publishing, Isl.	Education Supplies	859,456.00
Pakistan	Sigma Press, Printers, Publishers	Education Supplies, Printing	720,670.00
Pakistan	Saboor Islamic Printing Center, Pesh	Education Supplies	471,546.00
Pakistan	Suzuki Motorcycles Pakistan Ltd.	Transport	441,818.00
Pakistan	Agha Jee Printers	Education Supplies	441,478.00
Pakistan	Sanaulla Textile Mills,	Shelter/Field Equip.	384,808.00
Pakistan	Faizi Traders	Nutrition, Clothing & Footwear, Education Supplies	362,043.00
Pakistan	M/S Variety Palace	Nutrition, Education Supplies	345,901.00
Pakistan	United General Order Suppliers	Nutrition	345,361.00
Pakistan	University Of Nebraska At Omaha Uno	Education Supplies	323,597.00
Pakistan	Crystal Printers	Education Supplies, Printing	300,501.00
Pakistan	Maryah Printers, Rawalpindi	Education Supplies	278,345.00
Pakistan	Dacaar Hand Pump Co.	Water and Sanitation	197,777.00
Pakistan	Allied Engineering & Services Ltd.	IT & Office Supplies	189,179.00
Pakistan	Kawsar Engineering Works	Water and Sanitation	182,666.00
Pakistan	Master Glass Fiber	Water and Sanitation	168,833.00
Pakistan	Shaikh Combined Industries (Pvt) Ltd.,	Education Supplies, Shelter/Field Equip.	157,516.00
Pakistan	Khursheed Printers (Pvt) Ltd	Education Supplies	147,144.00
Pakistan	Shaco Enterprises, Peshawar	Education Supplies	141,292.00
Pakistan	Royal Pvc (Pvt) Ltd, Peshawar	Water and Sanitation	138,171.00
Pakistan	Dawood Yamaha Limited, Rawalpindi	Transport	125,220.00
Pakistan	United Business Systems (Pvt) Ltd.	IT & Office Supplies, Education Supplies	124,158.00
Pakistan	Red Sea Housing Services Co. Dubai	IT & Office Supplies	120,683.00
Pakistan	Ms Packages	Warehousing, Education Supplies	118,970.00
Pakistan	Kawsar Book Depot (Eec)	Education Supplies	118,421.00
Pakistan	Multitrade Enterprises,	Nutrition	117,910.00
Peru	Abbott Laboratorios S.a.	Pharmaceuticals	230,927.00
Philippines	Ec-tec Commercial	Printing	184,741.00
Poland	"Varimex"	Medical Equipment	135,600.00
Poland	Polskie Zaklady Optyczne S.a.	Laboratory Supplies	104,100.00
Rwanda	Imprimerie Nouvelle Du Rwanda	Education Supplies	157,384.00
Republic of Korea	Green Cross Vaccine Corporation	Vaccines/Biologicals	9,386,656.00
Republic of Korea	Lg Life Sciences Ltd.	Vaccines/Biologicals	3,999,679.00
Republic of Korea	Puyoung Ind. Co. Ltd.	Shelter/Field Equip.	447,972.00
Republic of Korea	Shin Poong Pharmaceutical Co. Ltd.	Pharmaceuticals	137,500.00
Senegal	Institut Pasteur De Dakar	Vaccines/Biologicals	1,332,495.00
Senegal	Seripub	Medical Renewable, Clothing & Footwear	131,489.00
Serbia and Montenegro	Dialog	IT & Office Supplies, Communication Equip.	120,167.00
Sierra Leone	Natgas Corporation (S. L.) Ltd.	Fuel & Lubricants, Warehousing	210,763.00
Sierra Leone	John Michael Motors	Transport	194,535.00
Somalia	Mam & Bros Company Limited	Water & Sanitation	118,650.00
South Africa	Bayer	Medical/Hygiene Kits, Household Technology	1,321,636.00
South Africa	Cicci S.a. (Pty) Ltd.	Household Technology	1,284,862.00
South Africa	Griffin Exports Cc	Education Supplies, Nutrition, Water & Sanitation	909,974.00
South Africa	Bayer Environmental Science	Household Technology, Medical/Hygiene Kits	758,734.00
South Africa	Umgeni Products (Pty) Ltd	Nutrition	752,807.00
South Africa	Zero Appliances	Cold Chain Equipment	274,418.00
South Africa	Toyota Sa Marketing	Transport	192,907.00
South Africa	Maskew Miller Longman (Pty) Ltd.	Printing, Education Supplies	183,617.00
South Africa	Adcock Ingram Limited	Pharmaceuticals, Medical Renewable	156,263.00
South Africa	Townsend International (Pty) Ltd.	Education Supplies, Medical/Hygiene Kits	153,884.00
South Africa	Yamaha Distributors	Transport	145,132.00

**Major Equipment ordered by Agency during 2002**  
(Orders of USD 30,000 or more)

Agency/Country Procurement	Name of supplier	Description of goods (equipment)	Total Cost (USD)
<b>UNICEF (cont.)</b>			
South Africa	Jlr International Services (Pty) Ltd	Nutrition	114,280.00
South Africa	Business Print Centre	Printing	107,833.00
South Africa	Analysed Computer Solutions	IT & Office Supplies	105,181.00
South Africa	Bayer Environmental Science	Household Technology, Pharmaceuticals	577,825.00
South Africa	Premquip International	IT & Office Supplies, Medical Equipment	251,944.00
South Africa	Lucra Trading	Diagnostic Test Kits	241,065.00
South Africa	The Chart Studio (Pty) Ltd.	Education Supplies	202,745.00
South Africa	Zero Appliances	Cold Chain Equipment	139,892.00
Spain	Bieffe Medital S.a.	Pharmaceuticals	853,999.00
Spain	Marco Dachs, S.a.	Education Supplies	394,476.00
Spain	Automoviles Utilitarios S.a.	Transport, Water & Sanitation	109,741.00
Sri Lanka	Union Lanka Stationers	Education Supplies	273,258.00
Sri Lanka	Weerodara Stationery (Pvt) Ltd	Education Supplies	228,593.00
Sri Lanka	Leather Crafts	Education Supplies	165,950.00
Sudan	Hafez El Sayed El Barbary Co. Ltd.	Water & Sanitation	139,649.00
Sudan	Diesel Generator Co. Ltd.	Water & Sanitation	127,824.00
Sudan	Seabulk Trading G.s.a. Sudan Branch	Water & Sanitation	122,183.00
Sweden	Volvo Truck Corporation	Transport	1,323,342.00
Sweden	Scania Cv Ab	Transport	892,388.00
Sweden	Biab International Ab	Education Supplies, IT & Office Supplies, Nutrition	723,220.00
Sweden	Elof Hansson Ab	Printing, Education Supplies	614,060.00
Sweden	Sibir International Ab	Cold Chain Equipment	541,915.00
Sweden	Linden International Ab	Medical Equipment	334,265.00
Sweden	Atlas Copco Craelius Ab	Water & Sanitation	256,953.00
Sweden	Menox Ab	Medical Equipment	224,589.00
Sweden	Hemocue Ab	Laboratory Supplies	194,154.00
Sweden	Signode Ab	Warehousing	151,335.00
Sweden	Dometic Ab	Cold Chain Equipment	108,674.00
Switzerland	Allidos International Ag	Water & Sanitation	485,867.00
Switzerland	Rivopharm	Pharmaceuticals	284,100.00
Switzerland	Berna Biotech Ltd.	Vaccines/Biologicals	209,295.00
Switzerland	Mepha Ltd.	Pharmaceuticals	185,797.00
Switzerland	Berlinger & Co. Ag	Cold Chain Equipment	117,366.00
Thailand	S.c. Stationery Industry Co. Ltd.	Education Supplies	486,945.00
Thailand	Akrungaroon Industry Co. Ltd.	Household Technology	326,365.00
Thailand	Thaibednets Manufacture Co. Ltd	Household Technology	202,103.00
Thailand	Aruna Company Limited	Education Supplies	166,440.00
Thailand	Siamdutch Mosquito Netting Co.	Household Technology	1,430,960.00
Thailand	Akrungaroon Industry Co. Ltd.	Household Technology	848,089.00
Thailand	Daiei Papers (S) Pte., Ltd.	Education Supplies, Printing	241,186.00
Thailand	Roumsub Industry Co., Ltd.	Medical/Hygiene Kits	235,838.00
Thailand	Modernform Integration Services	IT & Office Supplies	209,329.00
Turkey	Meteksan Printing & Industrial	Education Supplies, Identific. & Signage	1,170,356.00
Turkey	Elit Imalat Ltd. Sti	Education Supplies	1,054,332.00
Turkey	Saran Tekstil	Shelter/Field Equip.	309,200.00
Turkey	Egeplast A.s.	Water & Sanitation	202,904.00
Turkey	Mimaks Buro Gerecleri San. Ve Tic.	Education Supplies	136,192.00
Turkey	Cagdas Okul Ve Bilgisayar Hizmetler	Education Supplies	120,000.00
Turkey	Meteksan Printing & Ind. Trade Co.	Education Supplies, Printing	3,060,114.00
Turkey	Dorceprefabrikyapiveprofiltd Sti	Water & Sanitation	1,718,550.00
Turkey	Pensan Kalem Ve Kagit San. Tic. As.	Education Supplies	1,374,770.00
Turkey	Panalpina World Trans Nak.Itd Sti	Shelter/Field Equip., Education Supplies	1,295,350.00
Turkey	Erbosan	Water & Sanitation	933,533.00
Turkey	Adel Kalemcilik Ticaret Ve Sanayi A.s.	Education Supplies	470,819.00
Turkey	Red Sea Housing Services Company	IT & Office Supplies	438,767.00
Turkey	Cagdas Okul& Bilg.hizm.san.tic.as	Education Supplies	424,999.00
Turkey	Trakya Dokum	Water & Sanitation	310,259.00
Turkey	Dogus Vana Ltd. Sti	Water & Sanitation	222,519.00
Turkey	Toprak Dis Ticaret As	Household Technology	202,500.00
Turkey	Ramko Dis Ticaret Ltd. Sti.	Water & Sanitation	167,398.00
Turkey	Tecimer Dis Tic. Ltd.sti	Household Technology	157,200.00
Turkey	Evyap Sabun Yag Glis. San. Tic. As.	Household Technology	155,460.00
Turkey	Kozoglu Kagit, Karton Urunleri Paz.a.	Printing	113,213.00
Uganda	Bros & Company (U) Ltd-transporters	Water & Sanitation, Fuel & Lubricants, IT & Office Supplies	557,331.00
Uganda	Roadmaster Cycles (U) Ltd	Transport	243,102.00
Uganda	Graphic Systems (U) Ltd	Printing	152,961.00

**Major Equipment ordered by Agency during 2002**  
(Orders of USD 30,000 or more)

Agency/Country Procurement	Name of supplier	Description of goods (equipment)	Total Cost (USD)
<b>UNICEF (cont.)</b>			
Uganda	New Vision Printg & Publishg Corp.	Printing	133,906.00
Uganda	Crestanks Limited	Medical/Hygiene Kits, Water & Sanitation	123,981.00
Uganda	Oscar Industries Ltd	Education Supplies, Printing	105,970.00
United Arab Emirates	National Plastic & Building	Water & Sanitation, Fuel & Lubricants	644,340.00
United Arab Emirates	Jumbo Electronics Co. Ltd. Llc.	IT & Office Supplies, Printing	318,355.00
United Arab Emirates	Cosmoplast Ind. Co.	Water & Sanitation, Fuel & Lubricants	162,684.00
United Arab Emirates	Pcp International	IT & Office Supplies, Communication Equip.	153,982.00
United Arab Emirates	National Plastic & Building Material Ind	Water & Sanitation, Transport	418,678.00
United Kingdom	Dulas Ltd.	Cold Chain Equipment, Water & Sanitation	1,109,458.00
United Kingdom	Wagtech International Ltd.	Laboratory Supplies, Water & Sanitation, Transport	811,658.00
United Kingdom	Oxfam	Nutrition	804,019.00
United Kingdom	Tri-med Ltd.	Shelter/Field Equip., Water & Sanitation	795,893.00
United Kingdom	Avery Berkel Salter Weigh-tronix	Nutrition	487,718.00
United Kingdom	Findel Education	Education Supplies, Laboratory Supplies	472,022.00
United Kingdom	Evenproducts Ltd.	Water & Sanitation	462,507.00
United Kingdom	Drilling Equipment Supplies Ltd.	Water & Sanitation	451,932.00
United Kingdom	Helix Ltd.	Education Supplies	437,225.00
United Kingdom	Tyco Healthcare Uk Ltd.	Medical Renewable	433,862.00
United Kingdom	Supreme Plastics Ltd.	Education Supplies	431,611.00
United Kingdom	Task International Agency	Other	371,822.00
United Kingdom	Edu-lab, Educational Products	Laboratory Supplies	328,887.00
United Kingdom	Bp Solar Ltd.	Cold Chain Equipment	317,045.00
United Kingdom	Codan (Uk) Ltd.	Communication Equip., IT & Office Supplies	269,698.00
United Kingdom	Geometrix Ltd.	Education Supplies	260,155.00
United Kingdom	Smithkline Beecham International	Pharmaceuticals	242,140.00
United Kingdom	Paintmaster (2000) Limited	Education Supplies	195,160.00
United Kingdom	Morningside Pharmaceuticals Ltd.	Medical Renewable, Pharmaceuticals	194,990.00
United Kingdom	Toyota Gibraltar Stockholdings Ltd.	Transport	194,822.00
United Kingdom	Braithwaite Engineers Limited	Water & Sanitation	177,806.00
United Kingdom	Aladdin Sales & Marketing Limited	Cold Chain Equipment	174,710.00
United Kingdom	Freeplay Asia Ltd.	Communication Equip.	127,190.00
United Kingdom	Nrg Group World Accounts	IT & Office Supplies, Education Supplies	113,618.00
United Kingdom	Cromwell International	Transport, Warehousing	105,334.00
United Kingdom	Robens Institute	Water & Sanitation	104,267.00
UR Tanzania	A To Z Textile Mills Ltd.	Household Technology	366,920.00
UR Tanzania	A To Z Textile Mills Ltd.	Medical/Hygiene Kits, Household Technology	2,688,972.00
UR Tanzania	Sunflag (Tanzania) Ltd.	Household Technology	482,658.00
UR Tanzania	Tanzania Printers Limited	Printing, Education Supplies, Rehab./Disabilities	337,840.00
UR Tanzania	Afritex Limited	Clothing & Footwear	133,188.00
UR Tanzania	Tmtl (Textile Manufacturers Of (T)	Household Technology	131,720.00
USA	Pan American Health Organization	Vaccines/Biologicals, Medical Renewable	3,893,575.00
USA	Hewlett Packard Company	IT & Office Supplies	2,584,060.00
USA	Microsoft Corporation	Other	1,196,111.00
USA	Merck & Co., Inc.	Vaccines/Biologicals	625,195.00
USA	Software Spectrum	IT & Office Supplies	566,674.00
USA	Atlantic Business Systems, Inc.	IT & Office Supplies, Communication Equip.	515,867.00
USA	Remlitho, Inc.	Printing	450,710.00
USA	Shorr Production	Nutrition	396,165.00
USA	Sap America Inc.,	IT & Office Supplies	392,867.00
USA	Manchester Technologies, Inc.	IT & Office Supplies, Communication Equip.	384,935.00
USA	Derive Technologies	IT & Office Supplies	283,573.00
USA	Wisconsin Aluminum Foundry Co. Inc.	Medical Equipment	274,339.00
USA	Kyocera Solar Inc.	Cold Chain Equipment	265,463.00
USA	Reddot Solutions Corporation	IT & Office Supplies	258,400.00
USA	Compaq	IT & Office Supplies	251,385.00
USA	Oracle Corporation	IT & Office Supplies	243,106.00
USA	Md International Inc.	Medical Equipment	233,316.00
USA	Office Depot	Other	192,000.00
USA	The Document Company Xerox	Other	188,371.00
USA	Sitara Networks, Inc.	IT & Office Supplies, Communication Equip.	183,699.00
USA	Mcs Canon	IT & Office Supplies	172,472.00
USA	Sybase, Inc.	IT & Office Supplies	165,096.00
USA	Enterasys Networks	IT & Office Supplies	164,922.00
USA	Cognos Corporation	IT & Office Supplies	118,654.00
USA	Lotus Development Corporation	IT & Office Supplies	118,000.00
USA	Devlin Video International	Other	106,000.00

**Major Equipment ordered by Agency during 2002**  
(Orders of USD 30,000 or more)

Agency/Country Procurement	Name of supplier	Description of goods (equipment)	Total Cost (USD)
<b>UNICEF (cont.)</b>			
Uzbekistan	"Atabas"	Clothing & Footwear	370,000.00
Uzbekistan	Mirumyan K.v.	Clothing & Footwear	189,000.00
Viet Nam	Thieu Nien Tien Phong Plastic Factory	Water & Sanitation	217,397.00
Viet Nam	Doanh Nghieptu Nhan Hong Phuc	Water & Sanitation	128,766.00
Viet Nam	Danang Plastic Factory	Water & Sanitation, Transport	127,474.00
Yemen	Husein Ben Husein Al-hababi	Water & Sanitation	548,072.00
Yemen	Mohfoud Al-athwari	Water & Sanitation	215,351.00
Yemen	Mohamed Ahmed Al-nudaish	Water & Sanitation	187,460.00
Yemen	Ard Hemyer Exhibition	IT & Office Supplies, Education Supplies	160,480.00
Yemen	Abdo Al-hameed Al-athwary	Water & Sanitation	156,851.00
Yemen	Abdulla Ahmed Abdulla	Water & Sanitation	140,717.00
Yemen	Technical Supplies Center Ltd	Water & Sanitation	132,568.00
Yemen	Hashem Abdul-karim Al-magrebi	Water & Sanitation	126,040.00
Yemen	Al-mahfadi & Abo-miskah Co.ltd	Water & Sanitation	120,452.00
Zambia	New Horizon Printing Press	Printing, Education Supplies	646,237.00
Zambia	Society For Family Health	Shelter/Field Equip.	271,860.00
Zimbabwe	P G Building Supplies	Water & Sanitation	474,174.00
Zimbabwe	Fife Avenue Hardware	Education Supplies, Water & Sanitation	320,287.00
Zimbabwe	Afri-link (Pvt) Ltd	Nutrition	218,625.00
Zimbabwe	Legacy Supplies (Pvt) Ltd	Education Supplies	147,116.00
Zimbabwe	National Blankets Ltd	Shelter/Field Equip., Clothing & Footwear	116,583.00
<b>UNOPS</b>			
Argentina	Datastar	Information Equipment	283,723.00
Argentina	Datco S.a.	Licens	157,627.00
Argentina	Febicom S.a.	Laser	81,500.00
Argentina	Impsat	Internet	57,800.00
Argentina	Mecpol	Ods Ozone Depleting Substance	53,929.00
Argentina	Exo S.a.	Workstations, Desktops	48,386.00
Australia	Minelab Electronics Pty Ltd	Minelab F1a4 Metal Mine Detectora W/4 Batteries And Multi	1,064,700.00
Australia	Minelab Electronics Pty Ltd	Minelab F1a4 Metal Detectors With 4 Batteries In Hard	966,930.00
Austria	Siemens Osterreich Geschäftsfeld Ev	Electrical Equipment N.e.c.	77,997.97
Bangladesh	Shyamol Bangla Jutex Ltd	234,000 New Jute Bags Packed In 12 X 20ft	127,881.00
Bangladesh	Shyamol Bangla Jutex Ltd	156,000 New Jute Bags Packed In 8 X 20 Ft	85,254.00
Bangladesh	Shyamol Bangla Jutex Ltd	117,000 New Jute Bags, Packed In 6 X 20ft	63,940.50
Belgium	N.v.-s.a. Moteurs Moes	One Lot Of Spare Parts (Composed Of 65 Line Items	612,568.88
Belgium	Parts Trading Company Nv	Cotton Row Cultivator And Fertilizer, Chirchikese	422,550.00
Belgium	Manuchar N.v.	Portland Cement, As Per Chinese Standard Gb	416,675.70
Belgium	Manuchar N.v.	Portland Cement, As Per Chinese Standard Gb	333,304.65
Belgium	Eurometal Service	Ribbed Reinforcing Bars, 12mm Diameter, In	250,000.00
Belgium	Eurometal Service	Ribbed Reinforcing Bars, 12mm Diameter, In	250,000.00
Belgium	Manuchar N.v.	Portland Cement, As Per Chinese Standard Gb	249,993.45
Belgium	Eurometal Service	Ribbed Reinforcing Bars, 6mm Diameter, In Coils	249,860.00
Belgium	Parts Trading Company Nv	Agricultural Tires, Diameter 9.5 X 42	247,570.00
Belgium	Resinex Africa	Toluene Di-isocyanate (Tdi), Dow Voranate T-80.	238,335.62
Belgium	Resinex Africa	Toluene Di-isocyanate (Tdi), Dow Voranate T-80.	224,164.93
Belgium	Manuchar N.v.	Portland Cement, As Per Chinese Standard Gb	218,332.80
Belgium	Manuchar N.v.	Portland Cement, As Per Chinese Standard Gb	218,332.80
Belgium	Manuchar N.v.	Portland Cement, As Per Chinese Standard Gb	211,150.80
Belgium	Bia S.a.	Wheel Loader Komatsu Wa470-3a, 194kw	195,332.17
Belgium	Eurometal Service	Ribbed Reinforcing Bars, 12mm Diameter, In	163,745.00
Belgium	Eurometal Service	Ribbed Reinforcing Bars, 6mm Diameter, In Coils	153,895.00
Belgium	Manuchar N.v.	Portland Cement, As Per Chinese Standard Gb	152,856.90
Belgium	Manuchar N.v.	Portland Cement, As Per Chinese Standard Gb	152,856.90
Belgium	Manuchar N.v.	Portland Cement, As Per Chinese Standard Gb	144,118.80
Belgium	Isobar Ltd	Freezing Tunnel, Approx. 40 Cubic Meters	82,489.77
Belgium	Manuchar N.v.	Ceramic Floor Tiles, Enamelled, Second Choice,	72,166.41
Belgium	Manuchar N.v.	Portland Cement, As Per Chinese Standard Gb	62,483.40
Belgium	Manuchar N.v.	Portland Cement, As Per Chinese Standard Gb	54,583.20
Belgium	Manuchar N.v.	Galvanised Steel Sheets, 0.17mm	47,957.00
Belgium	Ase Europe N.v.	Freight And Asscoiated Charges For Shipment Of 4	36,985.53
Brazil	Basf Poliestireno Sa	High Impact Polystyrene Resins (Hips)	395,118.00
Brazil	Basf Poliestireno Sa	High Impact Polystyrene Resins (Hips) Into 25 Kg	332,055.00
Brazil	Sulpol Ind. Metalurgica Ltda	Low Pressure Dispenser With Variable Out Between	56,300.00
Brazil	Sulpol Ind. Metalurgica Ltda	High Pressure Equipment , Sulpol Trade Mark,	49,000.00
Brazil	Fibermaq Equipamentos Ltda	High Pressure Foam Dispenser7.5 Kg	46,350.00

**Major Equipment ordered by Agency during 2002**  
(Orders of USD 30,000 or more)

Agency/Country Procurement	Name of supplier	Description of goods (equipment)	Total Cost (USD)
<b>UNOPS (cont.)</b>			
Brazil	Sulpol Ind. Metalurgica Ltda	High Pressure Foam Dispenser 30 Kg/Min Incl.Boom	43,000.00
Brazil	Fibermaq Equipamentos Ltda	High Pressure Foam Dispenser Units	41,550.00
Brazil	Sulpol Ind. Metalurgica Ltda	Low Pressure Polyurethane Machine Dispenser Unit	39,450.00
Brazil	Fibermaq Equipamentos Ltda	150 Kg Low Pressure Dispenser For Rigid Polyurethane	38,500.00
Brazil	Poly-urethane Industria E Comercio	Pumer Green 2000-r - 2 Component High Pressure Pip	36,150.00
Brazil	Sulpol Ind. Metalurgica Ltda	H P Single Mixhead P U Foam Dispenser 6-30 Kg/Min	35,798.00
Cambodia	Les Cimenteries Du Cameroun	Freight And Associated Charges Cpt Bangui, Centr	698,383.23
Canada	Med-eng Systems Inc	Ldh Replacement Long Visor W/Pouch	287,690.00
Canada	Med-eng Systems Inc	Med-eng Ldh Helmet With Long Visor And Carry Bag	107,393.67
Canada	Med-eng Systems Inc	Ldh Med Helmets With Long Visors, Size: Medium	100,600.00
Canada	Med-eng Systems Inc	Ldh Med Helmets With Long Visors	56,996.00
Canada	Med-eng Systems Inc	Med-eng Ldh Helmet With Long Visor, Size: Medium	34,890.00
Canada	Med-eng Systems Inc	Med-eng Light Helmets With Visor 30cm With Carry Bag	33,180.00
Canada	Med-eng Systems Inc	Med-eng Lightweight Demining Helmets With Visor	31,700.00
China	Sunshine (Far East) Ltd	Semi Refined Paraffin Wax For Making Candles,	216,200.00
Croatia	Ramic-trade D.o.o.	Connector For Main And Branch Conductors	90,499.67
Croatia	Ramic-trade D.o.o.	Chain Insulator Type U70 BI	82,648.37
Denmark	Scandanavian Relief Services Aps	Domestic Kerosene Heaters Model Ts-77 Double Tank	391,360.00
Denmark	Missionpharma International Project	Pharmaceuticals As Per Attached List	374,386.04
Denmark	Abc Hansen A/S	Briquetting Plant, Complete And Fully Operatonal	324,687.90
Denmark	Carl Bro As	District Heating Equipment	238,535.00
Denmark	Eurocare International Ltd	Reagents And Cells For Test Kits,	161,339.66
Denmark	Dlh A/S	25905 Plywood Sheets 244 X 122mm, 4mm	152,829.11
Denmark	Kuhne And Nagel A/S	Freight Forwarding And Associated Charges For	138,000.00
Denmark	Mahe Freight As	Seafreight From Nagoya, Japan To Port Mersin/Turkey	131,950.00
Denmark	Bukkehave Ltd	Semitrailers, Complete As Per Your Offer, For	129,655.54
Denmark	Bukkehave Ltd	Flatbed Truck With Mounted Crane, Man 40.414	122,413.97
Denmark	Hyma Foam Machinery	Hyma Slabstock Foaming Machine	93,000.00
Denmark	Connectra Aps	Plastic Explosives Nsp71/Bonogel In Cartridge	92,951.44
Denmark	Connectra Aps	Hf Vehicle-mounted Radio	84,654.73
Denmark	Kjaer And Kjaer Worldwide A/S	Nissan Terrano Ii 3 Door, Model Kvpnlufr20usa (2002) Vs.	81,014.24
Denmark	Eurosupply Ltd	Science Equipment For Six Secondary Schools, Uganda	78,532.43
Denmark	Johs.gram-hanssen Product Ltd.	De-mining Aprons	75,375.05
Denmark	Scandanavian Relief Services Aps	9-volt Lithium Batteries (1,200 M. Amp) For Use With	75,099.34
Denmark	Mahe Freight As	Purchase Order Pg 120426: Qty. 100,000 Units Of Winter	70,745.00
Denmark	Scandinavian Relief Services	Dell Optiplex Gx50:	69,798.89
Denmark	Johs.gram-hanssen Product Ltd.	Vibratory Rammers	68,011.17
Denmark	Mahe Freight As	Airfreight Charges For Protective Armour	66,048.00
Denmark	Netcom It Aps	Pc Software, General	59,194.52
Denmark	Danimex - Denmark	Spare Parts For Toyota Land Cruiser Model Hz180I-gcmrs	50,169.37
Denmark	Kjaer And Kjaer Worldwide A/S		47,982.88
Denmark	Connectra Aps	One Lot Of Spare Parts, Description And Quantity	47,736.01
Denmark	A'gramkow A/S	Recovery , Reclaim Machine And Electric	46,809.47
Denmark	Danish Camp Supply	Lot Of Fourteen (14) Line Items Of Various Vehicle Tools For	46,662.01
Denmark	Danish Camp Supply	Lasercam Ii Mobile Radar - Incorporates The Prolaser Iii	43,525.00
Denmark	Johs.gram-hanssen Product Ltd.	Public Utilities	42,616.50
Denmark	Dan Office Trading	Dell Dimension 8200 Desktop Computer:	40,698.50
Denmark	Danimex Communications Ltd.	Transceivers, Hand Held Type	38,393.59
Denmark	Scandanavian Relief Services Aps	Fg Wilson 17.5kva Generator Set	33,610.11
Denmark	A'gramkow A/S	Automatic Hfc-134a/R-404a Charging Station	31,670.00
Denmark	Bukkehave Ltd	Pick-up Truck, 4wd, Un Standard,	31,580.37
Egypt	Egyptian Jordanian Co. For Mineral	Freight And Associated Cfr Costs For Delivery Up	38,400.00
France	Hydro Agri International France	Prilled Urea, Min 46% Nitrogen, Granule Size	903,440.00
France	Famaro/Ermont	Asphalt Producing Machine, Model Tsm 15	895,593.32
France	Nexans France	Annealed Solid Copper Wire, Approximately 360	706,868.18
France	D.g.e Drilling Grouting Equipment	Borehole Drilling Machine Dge 480 With Mercedes	410,886.98
France	Alm International	Toluene Diisocyanate (Tdi), Voranate T-80	382,649.55
France	Alm International	Polyol Copolymer, Voralux HI 106	370,978.04
France	Transityre France	One Lot Comprising 34 Michelin Dump Truck Tyres.	358,388.12
France	Emeraude Chimie International	Copolymer Polyol, In Drums Of 220 Kg,	222,296.46
France	Snetor Chimie	Low Density Polyethylene, Lldpe, In Bags Of	218,662.50
France	Snetor Chimie	Toluene Di-isocyanate (Tdi),	215,000.00
France	Sovema	Water Drilling Equipment	141,235.06
France	Hydro Agri International France	Fertilizer Npk, 14-23-14	138,061.47
France	Irriconsult	Accessories, Valves And Pvc Pipe Fittings	134,367.32
France	Alm International	Copolymer Polyol, Voralux HI 106.	106,360.08
France	Snetor Chimie	Low Density Polyethylene Fi-0221	94,753.05

**Major Equipment ordered by Agency during 2002**  
(Orders of USD 30,000 or more)

Agency/Country Procurement	Name of supplier	Description of goods (equipment)	Total Cost (USD)
<b>UNOPS (cont.)</b>			
France	Cicaa Sa	One Lot Of Spare Parts, Description And Quantity	77,229.94
France	Altrad International	Concrete Mixers Vito B 451 C, With Diesel	74,910.88
France	J.a.delmas Export S.a.	Huchez Mobile Derrick Crane, Model Gmp2,	74,138.94
France	Nexans France	Transformers For Medium/Low Voltage,	65,864.96
France	Sefimag	Compressors Including Oiler For Air Hammer	56,373.78
France	Verney Carron	Special Purpose Equipment And Machi	53,654.19
France	Sefimag	Water Filtration System (Quantity And	50,102.89
France	Alm International	Polyol Copolymer Vorlux HI 106 In New Steel	44,718.16
France	Florida Purchasing Agency	Freight And Associated Cpt Charges To Bamako,	41,455.00
France	Henri Biaugeaud Departement De Sico	Pasteurizer, Model Pi 300 Elec, Coil Type,	38,766.35
France	J.a.delmas Export S.a.	Huchez Mobile Derrick Crane, Model Gmp2,	37,069.48
France	Cossanex S.a.	Wooden Poles, One Lot Consisting Of:	35,502.88
France	Afrinet/Sfce	Toyota Hilux Double Cabin Pickup Truck 6 Seater, Diesel	35,153.11
France	Snetor Chimie	Silicone Surfactant, Tegostab Bf 2370	31,515.00
Germany	Transfair Gmbh	R600a Charging Equipment With 2 Charging Guns (#1)	788,125.93
Germany	Man Nutzfahrzeuge Ag	Turbo-charged Diesel Semitrailer Tractor,	208,702.07
Germany	Krauss-maffei	High Pressure Machine Rim Star Ecoii 16/16m	177,610.35
Germany	Monark Diesel Gmbh And Co	One Lot Of Spare Parts, Description And Quantity	154,834.88
Germany	Elastogran Gmbh	High Pressure Foam Dispenser 15 L/Min	146,033.37
Germany	Krauss-maffei	High Pressure Machine Rim-star Ecoii 16/16 C	140,688.91
Germany	Hennecke Gmbh	Modification To Hennecke Baseline 470-r Dispensers	124,095.00
Germany	Elastogran Gmbh	Elastogran 150 Qs High Pressure Dispensers With	119,695.37
Germany	Ebinger Pruf-und Ortungstechnik Gmb	Upex740m 00 Large Loop Metal Detectors In Eod Version	114,150.00
Germany	Krauss-maffei	High Pressure Variable Ratio Pu Foam Dispenser 75 L/Min	114,000.00
Germany	Krauss-maffei	High Pressure Variable Ratio Pu Foam Dispenser 75 L/Min	114,000.00
Germany	Krauss-maffei	High Pressure Variable Ratio Pu Foam Dispenser 90 L/Min	112,300.00
Germany	Institut Dr. Friedrich Foerster	Minex 2fd 4,500 Kit Including:	94,249.26
Germany	Aussenhandel Leder Syntex Gmbh	Hardboard, 122 Cm X 244 Cm X 3 Mm,	90,212.60
Germany	Pumpenboese Gmbh And Co	Borehole Casing Pipes In Lengths Of 12 M Maximum	85,292.37
Germany	Ferdinand Bilstein Gmbh And Co.kg	One Lot Of Spare Parts, Description And Quantity	83,230.32
Germany	Krauss-maffei	High Pressure Dispenser, 40kh/Min	79,117.33
Germany	Krauss-maffei	High Pressure Foam Dispenser, 5 Kg/Min	75,392.90
Germany	Krauss-maffei	High Pressure, Variable Ratio Polyurethane Foam	68,729.81
Germany	Krauss-maffei	High Pressure Variable Ratio Pu Foam	65,500.00
Germany	Aussenhandel Leder Syntex Gmbh	Hardboard, 122 Cm X 244 Cm X 3 Mm,	65,016.70
Germany	Aussenhandel Leder Syntex Gmbh	Hardboard, 122 Cm X 244 Cm X 3 Mm,	65,014.52
Germany	Aussenhandel Leder Syntex Gmbh	Hardboard, 122 Cm X 244 Cm X 3 Mm,	65,014.52
Germany	Bomag Gmbh And Co. Ohg	Asphalt Roller	57,961.43
Germany	Krauss-maffei	High Pressure Variable Ratio Pu Foam	56,750.00
Germany	Krauss-maffei	High Pressure, Variable Ratio Polyurethane Foam	56,750.00
Germany	Bomag Gmbh And Co. Ohg	Self Propelled Tandem Asphalt Granular Soil	55,303.78
Germany	Aussenhandel Leder Syntex Gmbh	Hardboard, 122 Cm X 244 Cm X 3 Mm,	49,845.63
Greece	Schneider Electric A.e.	630 Kva, 10/20/0.4 Kv. 3-phasedistribution Transformers	68,676.00
Guatemala	Canella S.a.	Pcs, Licenses, Ups & Printers / 850 Units Each, As Per	1,541,330.80
Guatemala	Int'l Coffee And Fertilizer Trading	Prilled Urea	825,780.00
Guatemala	Canella S.a.	Computadoras Personales Compaq	73,132.86
Guatemala	Gbm De Guatemala	Computer Equipment For Complejo Judicial	47,001.16
Honduras	Comercial Rio Dulce	Pine Wood, 25% Of Items As Specified In Annex 1	41,054.00
India	Hyderabad Industries Limited	Corrugating System	1,152,396.00
India	Jaguar International Limited (Jaga	Bharat Heavy Electricals Limited (Bhel)	355,812.84
India	Jaguar International Limited (Jaga	Galvanised Steel Sheets, 1000mm X 2000mm, 0.22mm,	354,020.00
India	Parkash Woollen Industries	Qty. 100,000 Units Of Winter Blankets (Us\$ 2.30 Each):	230,000.00
India	Priyanka (India) Pvt. Ltd	Kitchen Sets W/The Letters Un Embossed In Each Item	165,240.00
India	National Steel Industries Ltd	Galvanised Steel Sheets, 0.14mm	143,190.00
India	Eastman International	Bicycle Tyres, Black, 26 X 1 1/2 X 1 5/8	121,804.00
India	Mohan Exports (India) Ltd.	Seccionadores Fusibles Unipolares Tipo Expulsion	89,214.00
India	Chidambaram Fisnets Pvt Ltd	Polyethylene Rope, 6mm	78,115.00
India	National Steel Industries Ltd	Galvanised Steel Sheets, 0.14mm	73,815.00
Iraq	Bentley Walker International	Galaxy 2 With 1.2m Dish Internet Station	34,321.50
Italy	Costruzioni Elettroniche Industrial	Ceia Mil-d1 V3.30 Mine Detecting Set Delivered In The	2,552,881.00
Italy	Tec Mac Srl	Automatic Production Unit For Flexible Pu Box Foam	873,200.00
Italy	Coelmo Srl	Generating Set 1560 Kva (1250kw), 50 Hz, 3300 V,	624,219.26
Italy	Saip Srl	Low/Medium Pressure Variable Ratio Pu Foam Disp.	303,100.00
Italy	Costruzioni Elettroniche Industrial	Ceia Mine Detectors Sets Mil-d1 V3.30	234,475.00
Italy	Saip Srl	Low/Medium Pressure Variable Ratio Pu Foam Disp.	194,850.00
Italy	Costruzioni Elettroniche Industrial	Ceia Mine Detecting Sets Mil-d1 V3.3	191,770.00
Italy	Costruzioni Elettroniche Industrial	Ceia Mine Detecting Sets Mil-d1 V3.3	181,395.00

**Major Equipment ordered by Agency during 2002**  
(Orders of USD 30,000 or more)

Agency/Country Procurement	Name of supplier	Description of goods (equipment)	Total Cost (USD)
<b>UNOPS (cont.)</b>			
Italy	Marini Spa	Tracked Asphalt Paver	163,139.61
Italy	Costruzioni Elettroniche Industrial	Rechargeable Batteries	145,400.00
Italy	Afros Spa	Cpt Charges	143,595.27
Italy	Otto Bock Italia Srl	Prostheses	123,076.09
Italy	Afros Spa	High Pressure Pu Foam Dispenser 40 L/Min	109,900.00
Italy	Oscar S.r.l	Axles For Agricultural Carts	95,164.61
Italy	Euroricambi S.p.a.	One Lot Of Spare Parts, Description And Quantity	92,194.04
Italy	Impianti Oms Spa	High Pressure Pu Foam Dispenser, 60 L/Mmin	88,300.00
Italy	Tec Mac Srl	Automatic Production Unit For Flexible Pu Box Foam	78,050.00
Italy	Impianti Oms Spa	High Pressure Foam Disp. 30 L/Min With 2 Mix Heads	78,000.00
Italy	Tec Mac Srl	Automatic Production Unit For Flexible P U Boxfoam	76,050.00
Italy	Afros Spa	High Pressure Variable Ratio Polyurethane Foam Disp.	72,400.00
Italy	Afros Spa	High Pressure Variable Ratio Polyurethane Foam	72,400.00
Italy	Afros Spa	High Pressure Varialbe Ratio Polyurethane Foam Disp.	72,400.00
Italy	Afros Spa	High Pressure, Variable Ratio Polyurethane Foam	72,335.85
Italy	Afros Spa	High Pressure, Variable Ratio Polyurethane Foam	72,335.85
Italy	Industrial Marketing Engineers And	Compactor, Single Drum Vibratory Roller,	67,713.82
Italy	Tec Mac Srl	H P Foam Dispenser, 12kg/Min	63,980.00
Italy	Impianti Oms Spa	High Pressure Foam Dispenser, 10-100 Kg/Min	63,900.00
Italy	Impianti Oms Spa	High Pressure Variable Ratio Polyurethane Foam Disp.	56,900.00
Italy	Impianti Oms Spa	High Pressure, Variable Ratio Polyurethane Foam	56,900.00
Italy	Afros Spa	High Pressure, Variable Ratio Polyurethane Foam	56,750.00
Italy	Impianti Oms Spa	High Pressure, Variable Ratio Polyurethane Foam	55,500.00
Italy	Impianti Oms Spa	High Pressure, Variable Ratio Polyurethane Foam	55,500.00
Italy	Impianti Oms Spa	High Pressure, Variable Ratio Polyurethane Foam Disp.	55,500.00
Italy	Italtrend Srl	Water Pumping System As Per Attachment	55,167.42
Italy	Tec Mac Srl	Complete Methylene Chloride Metering/Storage System	53,925.00
Italy	Impianti Oms Spa	High Pressure P U Foam Dispenser 3-30 Kg/Min With A	52,500.00
Italy	Impianti Oms Spa	High Pressure, Variable Ratio Polyurethane Foam	48,300.00
Italy	Afros Spa	High Pressure, Varialbe Ratio Polyurethane Foam Disp.	47,000.00
Italy	Galileo Tp Process Equipment	Platone	43,655.55
Italy	Saip Srl	Head Truck	42,000.00
Italy	Impianti Oms Spa	High Pressure Single Mixhead P U Foam Dispenser,	41,055.00
Italy	Intertrade International Services S	Spare Parts - Iveco Dump Trucks Model MI-135e - 18wr	39,474.56
Italy	Tec Mac Srl	Complete Methylene Chloride System Including	34,775.00
Italy	Saip Srl	Octol 1050	31,835.64
Japan	Itochu Corporation	Self-propelled Combined Harvesters	3,938,000.00
Japan	Chori Co Ltd	2 X 3, 3 Wheeled Tractors For Cotton Crops	1,442,340.00
Japan	Toyota Motors Corporation (Japan)	Toyota Landcruiser 4wd Hardtop 13 Seater Vehicle, Model	979,988.33
Japan	Komatsu Trading Inc	Komatsu Backhoe Loader	898,300.50
Japan	Toyota Motors Corporation (Japan)	Qty. 27 Units Of Various Toyota Vehicles	478,513.83
Japan	Toyota Motors Corporation (Japan)	Qty. 26 Units Of Various Toyota Vehicles	465,980.04
Japan	Toyota Motors Corporation (Japan)	Toyota 4wd Landcruiser Hard Top Model Hcj78l-prmrs	365,959.20
Japan	Toyota Motors Corporation (Japan)	Toyota 4wd Land Cruiser Hard Top Model Hcj78l-rjmrs	175,700.00
Japan	K.arano And Co., Ltd	Bridgestone Tyres, 154k, 1200 R20, 18 Pr, M857	125,388.00
Japan	Toyota Motors Corporation (Japan)	(4) Toyota Land Cruiser 4x4 Softtop 3 Doors	90,038.20
Japan	Nishizawa Limited	Galvanized Steel Sheets In Coils, 0.25 X 1000 Mm	85,535.00
Japan	K.arano And Co., Ltd	Bridgestone Tyres, 1200 R20, 18 Pr, M 857	83,592.00
Japan	K.arano And Co., Ltd	Bridgestone Tyres, 154k, 1200 R20, 18 Pr, M857	83,592.00
Japan	Nishizawa Limited	Galvanized Corrugated Steel Sheets, 0.27 Mm	71,210.00
Japan	J. Gerber And Co. (Jpn) Ltd	Yamaha V80 Motorcycle, Model Code 4gc2.	68,894.48
Japan	K.arano And Co., Ltd	Suzuki Model Tf125w Motorcycles	62,064.05
Japan	Toyota Motors Corporation (Japan)	Toyota Hilux, 4wd, Double Cab Pick-up Truck,	59,451.15
Japan	K.arano And Co., Ltd	Bridgestone Tyres, 154k, 1200 R20, 18 Pr,	41,796.00
Japan	K.arano And Co., Ltd	Bridgestone Tyres, 154k, 1200 R20, 18 Pr, M857	41,796.00
Japan	K.arano And Co., Ltd	Bridgestone Tyres, 154k, 1200 R20, 18 Pr, M857	41,796.00
Japan	K.arano And Co., Ltd	Bridgestone Tyres, 154k, 1200 R20, 18 Pr,	41,512.50
Japan	K.arano And Co., Ltd	Bridgestone Tyres, 154k, 1200 R20, 18 Pr,	41,512.50
Japan	K.arano And Co., Ltd	Bridgestone Tyres, 154k, 1200 R20, 18 Pr, R187	41,229.00
Japan	Momoi Fishin Net Mfg Co, Ltd	Nylon Multifilament Twine Nets, 210 D / 18,	32,035.60
Japan	Toyota Motors Corporation (Japan)	Bus Coaster 26 Seater, 3700 Cc Diesel Engine,	30,383.34
Kenya	Oakar Services Ltd	Gis Training (14 Participants) On The Following:	45,000.00
Lebanon	Brifco International	Resin Alkyd, Setal, Ehv 270 Ws 70. Quantity:	178,156.40
Lebanon	Fincorp Engineering	Enclosure/Ventilation/Extraction Fans	93,170.00
Lebanon	Fincorp Engineering	Upgrading Of The Enclosure/Ventilation Of The	81,150.00
Lebanon	Fincorp Engineering	Automatic Production Unit For Flexible P U Box Foam	76,650.00
Lebanon	Fincorp Engineering	Automatic Production Unit For Flexible P U Box foam	63,990.00
Liechtenstein	Cosmofer Ag	Reinforcing Bars, Ribbed, 10mm Diameter, In	407,439.00
Liechtenstein	Cosmofer Ag	Reinforcing Bars, Ribbed, 10mm Diameter, In	194,132.70
Liechtenstein	Cosmofer Ag	130 Tons Of Square Tubes, In 6m Lengths,	144,060.00

**Major Equipment ordered by Agency during 2002**  
(Orders of USD 30,000 or more)

Agency/Country Procurement	Name of supplier	Description of goods (equipment)	Total Cost (USD)
<b>UNOPS (cont.)</b>			
Liechtenstein	Cosmofer Ag	Freight Forwarding And Associated Charges	129,635.45
Malaysia	Fire Fighter Industry Sdn	Gas Pipe Works,Pumps & Deodorizing COLUMNS	85,228.84
Mexico	Resirene, S.a. De C.v.	High Impact Polystyrene Resins (Hips)	326,582.00
Netherlands	Chemimex Bv	Npk 15-15-15, In 50 Kg Bags	298,920.00
Netherlands	Tricom Paper International B.v.	Kraftliner, 175 Gsm ; Reel Diamater : 1250 Mm	182,270.00
Netherlands	Transammonia B.v.	Fertilizer Containing Nitrogen, Phosporus	168,000.00
Netherlands	Tricom Paper International B.v.	Coated Paper (2 Sides) In Roll, Base 115 Gsm	142,200.00
Netherlands	International Procurement Agency B.	Codan Ngt Vr Mobile Radio Stations	138,542.00
Netherlands	Ida Holland	Pharmaceuticals, Prod. For Peritoneal Dialysis & X-ray	132,938.18
Netherlands	Rumptstad Atm	Two Air Compressors Atlas Copco Xah 146dd,	109,990.73
Netherlands	Lineco Bv	"Doypack" Sachets For Juice, Pre-printed In	99,501.36
Netherlands	International Procurement Agency B.	Refurbished Daf Truck Model Ya-4440	78,774.40
Netherlands	Chemimex Bv	Urea, Prilled, In 50 Kg Bags	74,640.00
Netherlands	Santpoort Project Supplies	Ricoh Af1032 Digital Copier (Model Ft5832 Has Been	49,226.64
Netherlands	Santpoort Project Supplies	Oxygen Cylinders, 5ltr. Capacity W/Mask, Reducer And	42,436.00
Netherlands	Rumptstad Atm	Water Meters (Quantity And Description As	37,987.94
Netherlands	Santpoort Project Supplies	Pentax Binoculars, Pcf Series, 10x50 W/Case	36,461.35
Netherlands	International Procurement Agency B.	Outdoor Working Boots, Leathetr In The Following Size	33,090.00
Netherlands	International Procurement Agency B.	Cpv 1200 Deminers Protective Vests, Dark Blue	30,858.59
Netherlands	Santpoort Project Supplies	Toshiba Satellite Notebook Computer Model 1800-364	30,067.92
Nicaragua	Aserradero San Miguel	Pine Wood, 40% Of Items As Specified In Annex 1	66,926.09
Norway	Rofi Industrier As	Protective Armour Fender Apron, Size Large	906,973.53
Panama	Roche Vitaminas Interamerica Sa	Dry, Vitamin A Palmitate	780,500.00
Panama	Roche Vitaminas Interamerica Sa	Dry, Vitamin A Palmitate	390,250.00
Peru	Energetica S.a.	Digital Recording/Reproduction Systems Of 32 Channels	385,247.40
Peru	Perufarma S.a	Kanamcina 1g/3ml Solucion Inyectable	105,600.00
Peru	Divemotor S.a.	Truck With A Water Tank (4,000 Gal) Including Technical	102,227.20
Republic of Korea	Changam Corporation	Co-polymers Of Polyol	109,500.00
Republic of Korea	Changam Corporation	Excavator Daewoo, Model Solar 290lc-v	108,771.66
Russian Federation	Emercom Agency	Kamaz Medium Size Cargo Trucks, 6x6, Model 43114	4,617,316.48
Russian Federation	Traktoroexport Ltd	Backhoe Front Wheel Loader, 4 X 4	478,800.00
Slovenia	Tsn D.o.o. Maribor	10/20/0.4 Kv Ground Mounted Subsations / Substation	231,983.06
South Africa	Pacific Paper Technologies Pty Ltd	Offset Paper In Rolls, White, 57gr/M2,	149,575.00
South Africa	Pacific Paper Technologies Pty Ltd	Offset Paper In Rolls, White, 57gr/M2	120,125.00
South Africa	Pacific Paper Technologies Pty Ltd	Paper A4, White, 80gr/M2, Opacity 91%,	66,690.00
South Africa	Rand York Minerals (Pty) Ltd	Chromite Sand, Granulometry Afs 55-65	50,100.00
South Africa	Tactical Medical Development	Medical Trauma Kits As Per Attached Annex	39,900.00
South Africa	Tactical Medical Development	Medical Trauma Kits Consisting Of Three (3) Modules	34,200.00
Spain	Andikona 2000 Sl	Galvanized Steel Sheets, 1000 X 0.275 Mm,	229,410.00
Spain	Andikona 2000 Sl	Chemicals, Toluene Di-isocyanate (Tdi)	134,024.00
Sweden	Cellmark Packaging	Fluting, 140 Gsm ; Reel Diameter : 1250 Mm.	90,000.00
Sweden	Windsor Chemicals Europe Ab	Toluene Di-isocyanate (Tdi), Desmodur T80	87,900.00
Switzerland	Transammonia Ag	Ammonium Nitrate, Grade B, According To	3,039,981.00
Switzerland	Saicat Sa	Agricultural Crawler Tractors	2,554,300.00
Switzerland	Fsa-fortex Sa	A4 White Copy Paper, 80 Grams/M2. Minimum	123,360.98
Switzerland	Pirelli Tyre Europe S.a.	Pirelli On / Off Road Truck Tyres, 1200r20 Fg85	93,477.40
Switzerland	Pirelli Tyre Europe S.a.	On/Off Road Steel Belted Radial Tyres,	80,256.74
Switzerland	Leice Geosystems Ag	Total Station With Extended Range	49,226.15
Switzerland	Fsa-fortex Sa	Coated Paper (2 Sides) In Roll, Base 85 Gsm	47,700.00
Switzerland	World Health Organization	Pharmaceutical Products As Per Attached List,	46,136.00
Switzerland	Fsa-fortex Sa	Woodfree Offset Paper, 60gms/M2, 65cm X 92cm.	42,895.58
Thailand	G F Technology Co Ltd	Semi-automatic Block Foaming Unit	99,110.00
Togo	West African Cement Sarl	Cement Cpj 35 In 50 Kg Bags, Including 1% Of	491,851.12
Togo	Nouvelle Sototoles Sarl	Draw Bar, 7.5 Mm	392,062.02
Togo	Nouvelle Sototoles Sarl	Steel Rebars, 8 Mm, Lenghts Of 12 M	349,546.83
Togo	Nouvelle Sototoles Sarl	Steel Rebars, 8 Mm, Lenghts Of 12 M	334,011.19
Togo	Nouvelle Sototoles Sarl	Steel Rebars, 6 Mm, Lenthts Of 12 M	286,338.54



**Major Equipment ordered by Agency during 2002**  
(Orders of USD 30,000 or more)

Agency/Country Procurement	Name of supplier	Description of goods (equipment)	Total Cost (USD)
<b>UNOPS (cont.)</b>			
Togo	West African Cement Sarl	Cement Cpa 45, Standard Afnor Nfp 15-301	184,735.74
Togo	West African Cement Sarl	Cement Cpj35, Standard Afnor Nfp 15-301	179,231.82
Togo	West African Cement Sarl	Portland Cement, Cpa 45, Npf 15-301,	158,520.74
Togo	Nouvelle Sototoles Sarl	Steel Rebars, 10 Mm, Lengths Of 12 M	156,710.80
Togo	Nouvelle Sototoles Sarl	Hollow Sections, 50 Mm, Lengths Of 6 M	148,989.24
Togo	Ciments Du Togo	Cement Cpa 45, In 50 Kg Bags, Including 1% Empty	145,263.09
Togo	Nouvelle Sototoles Sarl	Reinforcing Bars, Ribbed, 6 Mm Diameter, In	142,290.11
Togo	Nouvelle Sototoles Sarl	Wire Rod, Diameter 8.5mm, As Per Sae 1008/1010	139,443.59
Togo	Nouvelle Sototoles Sarl	Reinforcing Bars, Ribbed, 6 Mm Diameter, In	137,760.98
Togo	Nouvelle Sototoles Sarl	Steel Rebars, 6 Mm, Lengths Of 12 M	136,524.22
Togo	West African Cement Sarl	Cement Cpa 45, Standard Afnor Nfp 15-301	132,880.09
Togo	Nouvelle Sototoles Sarl	Steel Rebars, 8 Mm, Lengths Of 12 M	132,788.49
Togo	Nouvelle Sototoles Sarl	Reinforcing Bars, Ribbed, 6 Mm Diameter	90,205.13
Togo	Nouvelle Sototoles Sarl	Reinforcing Bars, 6 Mm Diameter	84,216.00
Togo	Nouvelle Sototoles Sarl	Reinforcing Steel Bars, Ribbed, 8 Mm X 12 M	81,935.44
Togo	Nouvelle Sototoles Sarl	Reinforcing Steel Bars, Ribbed, 8 Mm X 12 M	81,574.51
Togo	Nouvelle Sototoles Sarl	Steel Rebars, 10 Mm, Lengths Of 12 M	81,350.38
Togo	West African Cement Sarl	Cement Cpa 45, Standard Afnor Nfp 15-301	79,987.33
Togo	Nouvelle Sototoles Sarl	Reinforcing Bars, Ribbed, 6 Mm Diameter	76,617.75
Togo	Nouvelle Sototoles Sarl	Reinforcing Bars, 16 Mm Diameter	75,576.53
Togo	Nouvelle Sototoles Sarl	Hollow Sections, 50 Mm, Lengths Of 6 M	56,439.19
Togo	Nouvelle Sototoles Sarl	Hollow Sections, 50 Mm, Lengths Of 6 M	37,950.48
Togo	West African Cement Sarl	Cement Cpj35, Standard Afnor Nfp 15-301	37,553.33
Turkey	Advance International Transport Inc	Altai Diesel Engines For Crawler Tractor T4-a	799,654.00
Turkey	Advance International Transport Inc	Double Tier Agricultural Plough	465,000.00
Turkey	Advance International Transport Inc	Aqualight Accumulators	150,500.00
Turkey	Egeplast A.s.	U-pvc Pipes , Male Spigot/Rubber Joint Female	107,804.10
Turkey	Erbosan Erciyas Boru Sanayii Ve Tis	Steel Pipes As Per Iso 65-1981, Medium Series,	40,949.62
UAE	National Plastic And Building Mater	U-pvc Pipes, Male Spigot/Rubber Joint Female	72,910.54
UAE	Goodyear Dunlop Tires	Dunlop Sp Sand Grip Tyres, 750r16 C Tt,	72,275.92
United Kingdom	Toyota Gibraltar Stockholding Ltd	Toyota Land Cruiser 13 Seater Hardtop - 4 X 4 Lhd, Model	2,154,406.52
United Kingdom	Toyota Gibraltar Stockholding Ltd	Toyota Landcruiser Hardtop, 13-seater, 4wd, Lhd,	1,096,761.93
United Kingdom	Toyota Gibraltar Stockholding Ltd	Toyota Land Cruiser Pick Up, 3 Seater - 4x4 Rhd	523,677.99
United Kingdom	Land Rover And Ford Project Vehicle	Land Rover Defender 110 Station Wagon Tdi 4x4	523,378.69
United Kingdom	Beamech Group Limited	Lcd Metering System With Auxiliaries.	433,407.00
United Kingdom	Wagtech International Ltd	Capillary Electrophoresis Ion Analyser	426,813.37
United Kingdom	Codan Uk Ltd	Codan Ngt Sr Mobile Package Comprising:	290,644.04
United Kingdom	Nesstra Services (Uk) Ltd	Polyol Copolymer, Shell Caradol Sp42-02, 218.4 Mt	260,114.40
United Kingdom	Toyota Gibraltar Stockholding Ltd	Toyota Landcruiser Hardtop, 13-seater, 4wd, Lhd, Model	237,310.01
United Kingdom	Enraf-nonius Projects	Eswt (Minilith S11 Shockwave Therapy System)	223,571.79
United Kingdom	Nesstra Services (Uk) Ltd	Polyol Copolymer, Shell Caradol Sp42-02.	203,212.80
United Kingdom	Toyota Gibraltar Stockholding Ltd	Hi-lux Pick-ups 4x4 Double Cab 6-seater Lhd Diesel	166,180.24
United Kingdom	Toyota Gibraltar Stockholding Ltd	Toyota 4wd Hi-lux Double Cabin Pick-ups, 6-seater, Lhd	142,143.98
United Kingdom	Codan Uk Ltd	Codan Ngt Sr Mobile Package Comprising	126,006.94
United Kingdom	Toyota Gibraltar Stockholding Ltd	Toyota Land Cruiser Hardtop 4x4 Lhd	100,571.41
United Kingdom	Toyota Gibraltar Stockholding Ltd	Motor Vehicle Toyota Land Cruiser	100,373.14
United Kingdom	Biotec Laboratories Ltd	Articles For Medical Or Surgical Pu	99,678.50
United Kingdom	Toyota Gibraltar Stockholding Ltd	Toyota 4wd Hi-lux Double Cabin Pick-ups, Lhd, Petrol	98,135.86
United Kingdom	Paraby Ltd	Motorola Vhf Handheld Radio	93,718.58
United Kingdom	Thermo Projects	Various Chemistry Equipment For Five Schools	83,830.68
United Kingdom	Bwi Kp Aerofill	Automatic Indexing Pneumatic Aerosol Propellant	82,825.00
United Kingdom	Paraby Ltd	Motorola Radius, Handie-talkie	80,590.50
United Kingdom	Wagtech International Ltd	Spectrophotometers Split-beam Scanning With:	80,500.87
United Kingdom	Beamech Group Limited	Bmax 200k Maxfoam Machine	76,050.00
United Kingdom	Land Rover And Ford Project Vehicle	Land Rover Defender 110 Station Wagon Tdi	66,696.45
United Kingdom	Tfi Defence Limited	Lombardini 4-stroke 5kva Diesel Generators, Air Cooled	59,498.00
United Kingdom	Toyota Gibraltar Stockholding Ltd	Item Number Lj95l-gkmns Land Cruiser Prado Gx, 5 Dr	59,322.66
United Kingdom	Toyota Gibraltar Stockholding Ltd	Toyota Hiace Communter Bus, 15 Seater	59,204.97
United Kingdom	Firn Overseas Packaging L	Sitc:641 - White Tope Kraftliner, 175 Gsm ; Reel Diameter	58,695.00
United Kingdom	Toyota Gibraltar Stockholding Ltd	Toyota Land Cruiser Std Station Wagon, 10 Seater	57,694.10
United Kingdom	Eton International	Toshiba Satellite Pro 6100 Notebook Computer, Pentium	52,629.48
United Kingdom	Eurafric Trading Company Limited	Rouleaux Vibrants Duplex Modele Bomag	52,393.18
United Kingdom	Toyota Gibraltar Stockholding Ltd	Prado Gx 4x4 5-seater Rhd Lj95r-gkmns 3l Diesel	49,797.75
United Kingdom	Toyota Gibraltar Stockholding Ltd	Toyota Land Cruiser Std. Station Wagon (Petrol)	45,369.24
United Kingdom	Toyota Gibraltar Stockholding Ltd	Item #: Lj95l-gkmns Land Cruiser Prado Gx 5 Dr.	38,895.32
United Kingdom	Toyota Gibraltar Stockholding Ltd	Toyota Land Cruiser Gx Station Wagon 4x4 Lhd	37,903.06
United Kingdom	Tfi Defence Ltd	Olympus C-2500 Srl Digital Zoom Camera W/FI-40 Flash	35,838.00
United Kingdom	Toyota Gibraltar Stockholding Ltd	Toyota Landcruiser Gx Station Wagon	34,371.49
United Kingdom	Toyota Gibraltar Stockholding Ltd	Toyota Land Cruiser Gx Station Wagon, 4wd,	33,931.61
United Kingdom	Toyota Gibraltar Stockholding Ltd	Toyota Landcruiser Gx Station Wagon	32,664.97

**Major Equipment ordered by Agency during 2002**  
(Orders of USD 30,000 or more)

Agency/Country Procurement	Name of supplier	Description of goods (equipment)	Total Cost (USD)
<b>UNOPS (cont.)</b>			
United Kingdom	Eton International	Garmin Gps 12 Map With Pc Interface, Cable, Wrist Wrap	30,865.00
United Kingdom	Toyota Gibraltar Stockholding Ltd	Toyota 4wd Landcruiser Std. Station Wagon, Petrol	30,104.14
United Kingdom	Toyota Gibraltar Stockholding Ltd	Toyota Land Cruiser Std Station Wagon	30,077.72
USA	Nitron International Corporation	Prilled Urea, Min. 45% Nitrogen, +/-5% On Qty	2,975,000.00
USA	Latin American Export And Import In	Steel Sheet, Hot Rolled, As Per Attached Annex I	1,878,061.90
USA	Learning Resources Inc	Radio Tape Recorders, Brand: Learning Resources Inc.	1,518,913.84
USA	Rti Technologies Inc	Rti Manual Recovery Pumps And Accessories	1,123,592.00
USA	Mack Trucks Inc	6x4 Wdr Dump Trucks	836,558.00
USA	Bukkehave, Inc. (Usa)	Isuzu Crew Cabin 2.8 Td S Pick-up 4wd, Model	519,832.47
USA	Intracon Corp	Sitc:516 - Lldpe Resin, Novapol Pf-0118-d, In 25 Kg Bags	356,265.00
USA	Resident Representative (Generic)	Security Services	330,150.00
USA	Vinmar International Ltd	Pvc Resin, In 25 Kg Bags, As Per Your Offer.	238,140.00
USA	Resident Representative (Generic)	Personal Computers (Pc), General Pu	224,927.90
USA	Rti Technologies Inc	Portable Recovery Machine For Cfc-12 Including	222,010.00
USA	Resident Representative (Generic)	Articles For Medical Or Surgical Pu	220,605.90
USA	Planson International Corporation	Digi Aceleport 8r 920-isa Intelligent Multiport Serial	202,910.00
USA	Gribetz International	Reliance 4 90" Com Chain Stitch Quilting Machine	200,000.00
USA	Halon Banking Systems	Neutronics Inc, Halon 1031 Recycling & Reclamation	198,866.00
USA	Vinmar International Ltd	Sitc:583 - Pvc Resin, In 25 Kg Bags	192,456.00
USA	Spx Robinair	Semi-automatic Trolley Mounted Charging Unit	182,804.20
USA	Rti Technologies Inc	Various Units Of Recovery Machines, Spare Pats	121,347.00
USA	Spx Robinair	Semi-automatic Trolley Mounted Hfc134a/R404a	117,522.00
USA	Firgua International Trading Inc	Printing Plates And Chemicals As Per Annex 1	108,492.50
USA	Resident Representative (Generic)	Articles For Medical Or Surgical Pu	106,185.00
USA	Perez Trading Company Inc	Sitc: 641 - White Paper Bond In Roll, Multilaser (75 Gsm)	100,575.00
USA	Elfa Trading Company Inc	Sitc: 653 - Jacquard Ticking Fabric In Rolls	97,900.00
USA	Resident Representative (Generic)	Motor Vehicle Parts And Accessories	92,903.30
USA	Terco Inc	Product Fillers With A 510cc Capacity	90,660.00
USA	Kama Corporation (Ipc Inc)	Sitc: 583 - Bioriented Polystyrene (Bops) Films In Rolls	82,451.60
USA	Resident Representative (Generic)	Personal Computers (Pc), General Pu	78,015.84
USA	Schonstedt Instrument Company	Schonstedt Model Ga-72cd Magnetic Locator	75,960.00
USA	Rti Technologies Inc	Replacement Filters And Spare Parts For The	64,978.28
USA	Kuehne And Nagel Inc	Seafreight/Inland Transportation From Nagoya	63,142.12
USA	Gusmer	Mobile High Pressure Foam Dispenser, 12 Kg/Min	62,240.00
USA	Resident Representative (Generic)	Condoms	61,500.00
USA	Rti Technologies Inc	Rti Tx200-220 Volt With Ofp Connection (English Lang.)	61,386.00
USA	Bukkehave, Inc. (Usa)	Land Rover Defender 110 Tdi Station Wagon Model Code	59,955.00
USA	Perez Trading Company Inc	Bond Paper, 57 Gm/M2 - 10 Mt Ea. Pink, Yellow	58,600.00
USA	Sunkist Chemical Machiner	Block Foaming Unit, 150 Kg	58,072.00
USA	Resident Representative (Generic)	Motor Vehicle Parts And Accessories	54,507.68
USA	Elfa Trading Company Inc	Polyester Printed Knit Fabrics In Rolls	50,600.00
USA	Southeastern Paper Products Exports	Sulphite Cardboard In Roll, C-12	48,390.00
USA	Databit Inc	Toshiba Satellite Pro 6000 Notebook Computers	47,717.00
USA	Resident Representative (Generic)	Personal Computers (Pc), General Pu	45,720.16
USA	Shop Toshiba	Toshiba Laptops Model 1110-s153 With Carrying Case	41,412.38
USA	Dell Computer Corporation	Dell Optiplex 240 W/19" Monitor	40,560.00
USA	Vinmar International Ltd	Elastomer Resins (K-resins) Into 25 Kg Bags	37,700.00
USA	Rti Technologies Inc	Rrc7770-a-r12 (220 Volt) Mac Machine (English Lang.)	35,007.00
USA	Cisco Systems Inc	Cisco Smartnet 8x5xnbdb Maintenance	34,638.93
USA	Resident Representative (Generic)	Personal Computers (Pc), General Pu	33,670.38
USA	Jb International	Dell Workstation 530 Desktop Computer	33,122.00
USA	Bukkehave, Inc. (Usa)	Mitsubishi L200 2.8 Gl Double Cabin 4wd Pickups	31,645.00
USA	Shop Toshiba	Toshiba Laptops Model 1110-s153 With Carrying Case	31,582.99
USA	Novell, Inc	Netware 6 & Prior P/N Mnt-005179-001	30,369.08
Venezuela	Alambres Y Cables Venezolanos (Alca	Aluminium Wire Rod	1,006,754.00
Venezuela	Alambres Y Cables Venezolanos (Alca	Aluminium Wire Rod	500,000.00
Yugoslavia	Tp Beogradelektro A.d.	9m Line Pole	191,771.47
Yugoslavia	Tp Beogradelektro A.d.	Abc 3x70+71.5+2x16mm2	165,023.61
Yugoslavia	Tp Beogradelektro A.d.	Cable	46,667.16
Yugoslavia	Tp Beogradelektro A.d.	12m Concrete Pole-angle 60 Degree	38,966.58
<b>UNFPA</b>			
Australia	Enersol Consulting Engineers	Medical Equipment	106,160.00
Australia	Livingstone International Pty Ltd.	Medical Equipment	74,941.00
Belgium	Pharmacia Enterprises S.a.	Contraceptives-injectable	2,203,426.00
Belgium	Becton Dickinson International	Contraceptives-injectable/Syringe And Needle	126,475.00
Canada	Wyeth Pharmaceuticals	Contraceptives-pills	4,412,329.00
Canada	Noveko Echographs Inc (Formerly Alliance Medical Inc	Medical Equipment	83,708.00
China	A. Andrews & Co. (Mail Order) Ltd.	Audio Visual Equipment	381,563.00

**Major Equipment ordered by Agency during 2002**  
(Orders of USD 30,000 or more)

Agency/Country Procurement	Name of supplier	Description of goods (equipment)	Total Cost (USD)
<b>UNFPA (cont.)</b>			
China	Jacky'S International Ltd.	Edp	92,941.70
Denmark	Bukkehave	Vehicles	1,046,000.00
Denmark	Johs.gram-hanssen Product Ltd.	Medical Equipment	606,973.00
Denmark	Peter Justesen Company A/S	Audio Visual Equipment	485,107.00
Denmark	Cicci Aps	Audio Visual Equipment	204,090.00
Denmark	Eurocare International Ltd.	Medical Equipment	61,500.00
Denmark	Danoffice Trading	Edp	32,292.00
Finland	Leiras	Contraceptives-implant	2,221,796.00
France	Innotech International	Contraceptives-spermicides	1,162,729.00
France	Wyeth France	Contraceptives-pills	379,550.00
Germany	Schering Ag	Contraceptives-pills	5,640,485.00
Germany	Fleischhacker Gmbh & Co. Kg	Medical Equipment	2,464,303.00
Germany	Wyeth Pharma Gmbh	Contraceptives-pills	244,010.00
Germany	Michael Renka Gmbh	Medical Equipment	104,590.00
Germany	Karl Storz Gmbh & Co.	Medical Equipment	76,500.00
India	Hindustan Latex Limited	Contraceptives-condoms	2,134,888.00
India	Indus Medicare Ltd.	Contraceptives-condoms	1,496,175.00
India	Pregna International Ltd.	Contraceptives-iuds	866,591.00
India	Contech Devices Pvt Ltd.	Contraceptives-iuds	223,800.00
India	Medikits	Rh Kits	222,080.00
India	Eastern Surgical Company	Medical Equipment	143,324.00
India	Artek International	Rh Kits	131,072.00
Indonesia	Pt Triyasa Nagamas Farma	Contraceptives-injectable	1,970,000.00
Indonesia	P.t. Yafefa Primarta	Contraceptives-injectable	1,121,000.00
Japan	Toyota Motor Corporation	Vehicles	4,539,819.00
Japan	Nissan Trading Co.	Vehicles	953,000.00
Japan	Eisai Co., Ltd.	Contraceptives-spermicides	220,369.00
Japan	J. Gerber & Co. (Jpn) Ltd	Vehicles	123,000.00
Japan	K. Arano & Co., Ltd.	Audio Visual Equipment	51,000.00
Jordan	Sharq International Technology - Sittco	Medical Equipment	130,000.00
Korea, Republic of	Hankook Latex Gongup Co., Ltd	Contraceptives-condoms	3,010,850.00
Korea, Republic of	Unidus Corporation	Contraceptives-condoms	1,640,728.00
Korea, Republic of	Dongkuk Trading Co. Ltd.	Contraceptives-condoms	1,111,450.00
Malaysia	Dongkuk Techco	Contraceptives-condoms	1,780,000.00
Mexico	Aplicaciones Farmaceuticas, S.a. De C.v.	Contraceptives-injectable	1,692,140.00
Netherlands	N.v.organon	Contraceptives-implant	2,742,039.00
Netherlands	The Medical Export Group	Medical Equipment	2,157,544.00
Netherlands	Imres	Medical Equipment	1,247,352.00
Netherlands	Simed International B.v.	Medical Equipment	639,927.00
Netherlands	Santpoort	Audio Visual Equipment	515,203.00
Netherlands	Development And Relief Corporation B.v.	Medical Equipment	407,560.00
Netherlands	Organon International B.v.	Contraceptives-pills	40,200.00
Netherlands	Ipa - International Procurement Agency B.v.	Medical Equipment	35,509.00
Pakistan	Medipharm (Pvt) Ltd.	Contraceptives-injectable	635,000.00
Singapore	Media Asia Supplies	Medical Equipment	599,070.00
South Africa	Premquip International (Pty) Ltd.	Medical Equipment	170,362.00
Switzerland	Cilag Ag International	Contraceptives-diaphragms	585,440.00
Switzerland	World Health Organization	Contraceptives-condoms	80,000.00
UKM -Gibraltar	Toyota Gibraltar Stockholdings Ltd.	Vehicles	40,000.00
United Kingdom	Pharmchem International Limited	Medical Equipment	2,203,246.00
United Kingdom	Drs Data And Research Services, Plc	Edp	1,800,000.00
United Kingdom	The Female Health Company	Contraceptives-condoms/Female	1,550,886.00
United Kingdom	Ssl International Plc	Contraceptives-condoms	1,464,000.00
United Kingdom	Morningside Pharmaceuticals	Medical Equipment	361,497.00
United Kingdom	Mediworld Ltd.	Medical Equipment	199,667.00
USA	United Med-health International Corporation	Contraceptives-condoms	1,989,000.00

**Major Equipment ordered by Agency during 2002**  
(Orders of USD 30,000 or more)

Agency/Country Procurement	Name of supplier	Description of goods (equipment)	Total Cost (USD)
<b>UNFPA (cont.)</b>			
USA	Gedeon Richter Usa, Inc. (Was Medimpex Northameric	Contraceptives-pills	1,494,868.00
USA	Planson International Company	Audio Visual Equipment	939,963.00
USA	Wyeth-ayerst International, Inc.	Contraceptives-pills	785,000.00
USA	Hudson Bay Environments	Furniture	518,602.00
USA	Ropa Group	Vehicles	286,000.00
USA	Kups International	Contraceptives-condoms	230,000.00
USA	Gaumard Scientific Company	Medical Equipment	204,036.00
USA	Dell Marketing L.p.	Audio Visual Equipment	157,783.00
USA	Hon C/O Evensonbest	Furniture	76,296.00
USA	Synergy Management, L.I.c.	Misc-goods	54,000.00
USA	Lemix Co. Ltd.	Medical Equipment	50,000.00
USA	O.p.g. Industries Inc.	Edp	44,518.00
USA	Office Depot	Edp	36,482.00
USA	Herman Miller C/O Wb Wood	Furniture	30,460.00
Viet Nam	Laprodex Co., Ltd.	Contraceptives-condoms	265,000.00
<b>UNHCR</b>			
Austria	Holzindustrie Stallinger Gmbh	Sawn Timber (Planks)	2,543,960.29
Austria	Holzindustrie Stallinger Gmbh	Sawn Timber (Planks)	1,017,292.42
Austria	Holzindustrie Stallinger Gmbh	Sawn Timber (Planks)	808,549.06
Austria	Holzindustrie Stallinger Gmbh	Sawn Timber (Planks)	508,646.21
Austria	Holzindustrie Stallinger Gmbh	Sawn Timber (Planks)	508,646.21
Austria	Holzindustrie Stallinger Gmbh	Sawn Timber (Planks)	508,646.21
Austria	Holzindustrie Stallinger Gmbh	Sawn Timber (Planks)	492,265.81
Austria	Holzindustrie Stallinger Gmbh	Sawn Timber (Planks)	463,098.91
Austria	Holzindustrie Stallinger Gmbh	Sawn Timber (Planks)	386,907.83
Austria	Holzindustrie Stallinger Gmbh	Sawn Timber (Planks)	314,883.45
Austria	Holzindustrie Stallinger Gmbh	Sawn Timber (Planks)	281,549.85
Belgium	Overseas Trading Company Nv	Yeast - Dried	129,629.48
Bulgaria	Marketing-v Ltd	Woven Dry Blankets	99,588.70
Bulgaria	Marketing-v Ltd	Woven Dry Blankets	82,679.88
Bulgaria	Marketing-v Ltd	Woven Dry Blankets	41,404.13
China	Qingdao Gyo-ha Plastic Co. Ltd	Plastic Sheeting 4x5m	660,000.00
China	Qingdao Gyo-ha Plastic Co. Ltd	Plastic Sheeting 4x5m	561,000.00
China	China Tea Co Ltd	Green Tea 9371	242,260.00
China	Qingdao Gyo-ha Plastic Co. Ltd	Reinforced Plastic Tarpaulins	231,000.00
China	Qingdao Gyo-ha Plastic Co. Ltd	Reinforced Plastic Tarpaulins	165,000.00
China	Qingdao Gyo-ha Plastic Co. Ltd	Reinforced Plastic Tarpaulins	115,500.00
China	Qingdao Gyo-ha Plastic Co. Ltd	Plastic Sheeting 4x5m	105,000.00
China	Qingdao Gyo-ha Plastic Co. Ltd	Reinforced Plastic Tarpaulins	105,000.00
China	Qingdao Gyo-ha Plastic Co. Ltd	Reinforced Plastic Tarpaulins	99,000.00
China	Qingdao Gyo-ha Plastic Co. Ltd	Plastic Sheeting 4x5m	82,500.00
China	Qingdao Gyo-ha Plastic Co. Ltd	Reinforced Plastic Tarpaulins	66,000.00
China	Qingdao Gyo-ha Plastic Co. Ltd	Reinforced Plastic Tarpaulins	66,000.00
China	Qingdao Gyo-ha Plastic Co. Ltd	Reinforced Plastic Tarpaulins	66,000.00
China	Northern International (Hold) Co Ltd	Jogging Suits	61,000.00
China	Qingdao Gyo-ha Plastic Co. Ltd	Reinforced Plastic Tarpaulins	55,000.00
China	Qingdao Gyo-ha Plastic Co. Ltd	Reinforced Plastic Tarpaulins	49,500.00
China	Qingdao Gyo-ha Plastic Co. Ltd	Reinforced Plastic Tarpaulins	49,500.00
China	Qingdao Gyo-ha Plastic Co. Ltd	Reinforced Plastic Tarpaulins	49,500.00
China	Qingdao Gyo-ha Plastic Co. Ltd	Plastic Sheeting 4x5m	49,500.00
China	Qingdao Gyo-ha Plastic Co. Ltd	Reinforced Plastic Tarpaulins	47,536.50
China	Qingdao Gyo-ha Plastic Co. Ltd	Plastic Sheeting 4x5m	44,000.00
China	Qingdao Gyo-ha Plastic Co. Ltd	Plastic Sheeting 4x5m	33,000.00
Denmark	Johs Gram Hanssen A/S	Sawn Timber (Planks)	1,503,730.57
Denmark	Eac Trading Ltd A/S	Construction Tools	634,800.00
Denmark	Johs Gram Hanssen A/S	Sawn Timber (Planks)	502,072.54
Denmark	Eac Trading Ltd A/S	Construction Tools	253,920.00
Denmark	Johs Gram Hanssen A/S	Sawn Timber (Planks)	242,487.05
Denmark	Johs Gram Hanssen A/S	Sawn Timber (Planks)	238,687.39
Denmark	Johs Gram Hanssen A/S	Sawn Timber (Planks)	238,687.39
Denmark	Cicci Aps	Pontoon	208,245.79
Denmark	Johs Gram Hanssen A/S	Construction Tools	194,040.00
Denmark	Grundfos Dk A/S	Submersible Pump	146,286.14
Denmark	Eac Trading Ltd A/S	Construction Tools	126,960.00
Denmark	Eac Trading Ltd A/S	Construction Tools	126,960.00
Denmark	Eac Trading Ltd A/S	Construction Tools	126,960.00
Denmark	Danimex Communication	Telecommunications Equipment	86,701.51
Denmark	Danimex Communication	Telecommunications Equipment	86,382.20

**Major Equipment ordered by Agency during 2002**  
(Orders of USD 30,000 or more)

Agency/Country Procurement	Name of supplier	Description of goods (equipment)	Total Cost (USD)
<b>UNHCR (cont.)</b>			
Denmark	Kjaer & Kaer Worldwide A/S	Motorcycles	76,441.46
Denmark	Danimex Communication	Telecommunications Equipment	70,193.18
Denmark	Kjaer & Kaer Worldwide A/S	Motorcycles	63,629.24
Denmark	Bukkehave Ltd	Tyres	57,360.78
Denmark	Bukkehave Ltd	Tyres	56,980.72
Denmark	Danimex Communication	Telecommunications Equipment	52,900.50
Denmark	Danimex Communication	Telecommunications Equipment	52,649.82
Denmark	Danimex Communication	Telecommunications Equipment	52,441.60
Denmark	Bukkehave Ltd	Tyres	51,999.28
Denmark	Danimex Communication	Telecommunications Equipment	48,828.96
Denmark	Bukkehave Ltd	Vehicles	45,671.34
Denmark	Kjaer & Kaer Worldwide A/S	Vehicles	45,522.28
Denmark	Danimex Communication	Telecommunications Equipment	44,239.40
Denmark	Danimex Communication	Telecommunications Equipment	42,793.83
Denmark	Danimex Communication	Telecommunications Equipment	39,625.33
Denmark	Danimex Communication	Telecommunications Equipment	38,751.67
Denmark	Danimex Communication	Telecommunications Equipment	35,679.18
Denmark	Kjaer & Kaer Worldwide A/S	Motorcycles	35,077.87
Denmark	Danimex Communication	Telecommunications Equipment	34,745.33
Denmark	Danimex Communication	Telecommunications Equipment	31,106.64
Denmark	Danoffice Plc	Hp Printer	30,440.19
Egypt	El Khawas Company For Aluminium	Kitchen Sets	115,341.60
Finland	Findetra Oy	Travel Kit	46,038.93
France	Sedapharm	Medical litem	148,465.70
France	Florida Purchasing	Pvc Pipes & Fittings	143,920.58
France	Galisan Delegation Europe	Toyota Vehicle Spare Parts	130,566.20
France	Guilbert France	Office Supplies	87,270.63
France	Florida Purchasing	Spare Parts For Water Equipment	68,023.19
France	Galisan Delegation Europe	Toyota Vehicle Spare Parts	36,993.49
Germany	Boss Pro-tec	Second Hand Trucks	505,500.50
Germany	Boss Pro-tec	Second Hand Trucks	300,941.53
Germany	Boss Pro-tec	Second Hand Trucks	281,268.58
Germany	Boss Pro-tec	Second-hand Trucks	215,885.45
Germany	Daimler Chrysler Ag	Trucks	173,685.39
Germany	Daimler Chrysler Ag	Cargo Trucks And Spare Parts	155,701.42
Germany	Motorenfabrik Hatz Gmbh & Co Kg	Generator Hatz 15 Kva Air Cooled	145,969.89
Germany	Boss Pro-tec	Second-hand Trucks	117,585.30
Germany	Motorenfabrik Hatz Gmbh & Co Kg	Generator Hatz 15 Kva Air Cooled	61,923.01
Germany	Motorenfabrik Hatz Gmbh & Co Kg	Generator Hatz 15 Kva Air Cooled	61,557.98
Germany	Boss Pro-tec	Second Hand Trucks	61,085.23
Germany	Motorenfabrik Hatz Gmbh & Co Kg	Generator Hatz 15 Kva Air Cooled	58,196.21
Germany	Cpn Satellite Services Gmbh	Telecommunications Equipment	53,896.55
Germany	Boss Pro-tec	Second-hand Trucks	50,787.40
Germany	Boss Pro-tec	Second-hand Trucks	50,489.24
Germany	Pumpenboese Sbf Hagusta	Pumps	49,000.00
Germany	Boss Pro-tec	Second-hand Trucks	48,643.92
Germany	Cpn Satellite Services Gmbh	Telecommunications Equipment	32,322.97
India	Parkash Woolen Industries	Woven Dry Raised Blankets	293,832.00
India	Dhani Woolen Mills	Woven Dry Raised Blankets	292,500.00
India	Vandana Logistics	Kitchen Sets	265,036.80
India	Vandana Logistics	Kitchen Sets	209,442.60
India	Vandana Logistics	Kitchen Sets	201,768.60
India	Peiyanka Pvt Ltd	Ktchen Sets	196,427.52
India	Parkash Woolen Industries	Woven Dry Raised Blankets	190,080.00
India	Priyanka Pvt Ltd	Kitchen Sets	183,480.32
India	Parkash Woolen Industries	Woven Dry Raised Blankets	178,200.00
India	Priyanka Pvt Ltd	Kitchen Sets	178,083.84
India	Dhani Woolen Mills	Woven Dry Raised Blankets	151,470.00
India	Dhani Woolen Mills	Woven Dry Raised Blankets	151,470.00
India	Parkash Woolen Industries	Woven Dry Raised Blankets	136,642.00
India	Parkash Woolen Industries	Woven Dry Raised Blankets	133,870.00
India	Priyanka Pvt Ltd	Kitchen Sets	130,831.12
India	Priyanka Pvt Ltd	Kitchen Sets	114,675.20
India	Dhani Woolen Mills	Woven Dry Raised Blankets	100,980.00
India	Priyanka Pvt Ltd	Heavy Duty Hdpe Plastic Bucket 15 L	92,800.00
India	Parkash Woolen Industries	Woven Dry Raised Blankets	79,992.00
India	Parkash Woolen Industries	Woven Dry Raised Blankets	77,880.00
India	Parkash Woolen Industries	Woven Dry Raised Blankets	77,880.00
India	Parkash Woolen Industries	Woven Dry Raised Blankets	71,280.00

**Major Equipment ordered by Agency during 2002**  
(Orders of USD 30,000 or more)

Agency/Country Procurement	Name of supplier	Description of goods (equipment)	Total Cost (USD)
<b>UNHCR (cont.)</b>			
India	Priyanka Pvt Ltd	Kitchen Sets	66,781.44
India	Parkash Woolen Industries	Woven Dry Raised Blankets	55,440.00
India	Vandana Logistics	Kitchen Sets	50,750.00
India	Eastern Surgical Company	Medical Supplies	47,609.59
India	Vandana Logistics	Kitchen Sets	46,492.20
India	Priyanka Pvt Ltd	Kitchen Sets	44,520.96
India	Priyanka Pvt Ltd	Kitchen Sets	43,607.04
India	Vandana Logistics	Heavy Duty Hdpe Plastic Bucket 15 L	38,400.00
India	Vandana Logistics	Kitchen Sets	37,027.20
India	Parkash Woolen Industries	Woven Dry Raised Blankets	35,640.00
Iran	Luxiran Co.	Cooking/Heating Stoves	251,600.00
Iran	Luxiran Co.	Cooking Stoves	136,000.00
Italy	Copertificio Melani Giovanni	Woven Dry Raised Blanket	160,185.00
Italy	Ims Internazionale Medico Scientif.	X-ray Machine For Ethiopia	142,048.18
Italy	Iveco Spa	General Cargo Truck	123,622.05
Italy	Edilsider Spa	Prefabricated Office/Accommodation Units	77,190.19
Japan	Toyota Motor Corporation	Toyota Vehicles	2,331,965.89
Japan	Toyota Motor Corporation	Toyota Vehicles	418,564.24
Japan	Toyota Motor Corporation	Toyota Vehicles	339,562.73
Japan	Toyota Motor Corporation	Toyota Vehicles	279,336.48
Japan	Toyota Motor Corporation	Toyota Vehicles	237,928.92
Japan	Toyota Motor Corporation	Toyota Vehicles	235,687.13
Japan	Toyota Motor Corporation	Toyota Vehicles	229,866.32
Japan	Toyota Motor Corporation	Toyota Vehicles	203,231.40
Japan	Toyota Motor Corporation	Toyota Vehicles	150,025.25
Japan	Toyota Motor Corporation	Toyota Vehicles	132,708.80
Japan	Toyota Motor Corporation	Toyota Vehicles	107,230.95
Japan	Toyota Motor Corporation	Toyota Vehicles	105,889.27
Japan	Toyota Motor Corporation	Toyota Vehicles	104,110.79
Japan	Toyota Motor Corporation	Toyota Vehicles	101,789.64
Japan	Toyota Motor Corporation	Toyota Vehicles	101,286.78
Japan	Toyota Motor Corporation	Toyota Vehicles	99,814.30
Japan	Toyota Motor Corporation	Toyota Vehicles	93,616.02
Japan	Toyota Motor Corporation	Toyota Vehicles	88,641.44
Japan	Toyota Motor Corporation	Toyota Vehicles	86,015.06
Japan	Toyota Motor Corporation	Toyota Vehicles	84,683.59
Japan	Toyota Motor Corporation	Toyota Vehicles	77,668.46
Japan	Toyota Motor Corporation	Toyota Vehicles	67,214.88
Japan	Toyota Motor Corporation	Toyota Vehicles	63,577.91
Japan	Toyota Motor Corporation	Toyota Vehicles	55,239.64
Japan	Toyota Motor Corporation	Toyota Vehicles	54,856.12
Japan	Toyota Motor Corporation	Toyota Vehicles	53,636.10
Japan	Toyota Motor Corporation	Toyota Vehicles	53,575.35
Japan	Toyota Motor Corporation	Toyota Vehicles	50,270.40
Japan	Toyota Motor Corporation	Toyota Vehicles	50,086.96
Japan	J. Gerber & Company (Japan) Ltd	Motorcycles Off-road Yamaha	49,993.82
Japan	Toyota Motor Corporation	Toyota Vehicles	47,492.85
Japan	Toyota Motor Corporation	Toyota Vehicles	46,172.91
Japan	Toyota Motor Corporation	Toyota Vehicles	46,142.84
Japan	Toyota Motor Corporation	Toyota Vehicles	45,720.23
Japan	Toyota Motor Corporation	Toyota Vehicles	44,752.07
Japan	Toyota Motor Corporation	Toyota Vehicles	44,750.60
Japan	Toyota Motor Corporation	Toyota Vehicles	44,750.60
Japan	Toyota Motor Corporation	Toyota Vehicles	42,427.51
Japan	Toyota Motor Corporation	Toyota Vehicles	36,621.14
Japan	Toyota Motor Corporation	Toyota Vehicles	36,498.07
Japan	Toyota Motor Corporation	Toyota Vehicles	36,152.97
Japan	Toyota Motor Corporation	Toyota Vehicles	35,216.94
Japan	J. Gerber & Company (Japan) Ltd	Motorcycles Off-road Yamaha	32,036.64
Kenya	Spinners & Spinners Ltd	Woven Dry Raised Blankets	201,600.00
Kenya	Kaluworks Ltd	Kitchen Sets	186,050.00
Kenya	Spinners & Spinners Ltd	Woven Dry Raised Blankets	170,520.00
Kenya	Syngenta East Africa Ltd	Insecticide Lambdacylhalothrin Icon 10wp	156,066.00
Kenya	Spinners & Spinners Ltd	Woven Dry Raised Blankets	80,640.00
Kenya	Spinners & Spinners Ltd	Woven Dry Raised Blankets	72,240.00
Kenya	Spinners & Spinners Ltd	Woven Dry Raised Blankets	42,150.00
Kenya	Spinners & Spinners Ltd	Woven Dry Raised Blankets	40,320.00
Kenya	Spinners & Spinners Ltd	Woven Dry Raised Blankets	40,320.00
Kenya	Spinners & Spinners Ltd	Woven Dry Raised Blankets	40,320.00
Kenya	Spinners & Spinners Ltd	Woven Dry Raised Blankets	40,320.00
Kenya	Spinners & Spinners Ltd	Woven Dry Raised Blankets	30,780.00
Korea, Republic of	Puyong Ind. Co. Ltd	Reinforced Plastic Tarpaulins	438,780.00
Korea, Republic of	Korea Tarpaulin Inc.	Reinforced Plastic Tarpaulins	178,750.00
Korea, Republic of	Puyong Ind. Co. Ltd	Reinforced Plastic Tarpaulins	134,054.00

**Major Equipment ordered by Agency during 2002**  
(Orders of USD 30,000 or more)

Agency/Country Procurement	Name of supplier	Description of goods (equipment)	Total Cost (USD)
<b>UNHCR (cont.)</b>			
Korea, Republic of	Puyong Ind. Co. Ltd	Reinforced Plastic Tarpaulins	85,200.00
Korea, Republic of	Puyong Ind. Co. Ltd	Reinforced Plastic Tarpaulins	68,160.00
Korea, Republic of	Puyong Ind. Co. Ltd	Reinforced Plastic Tarpaulins	63,616.00
Korea, Republic of	Korea Tarpaulin Inc.	Reinforced Plastic Tarpaulins	55,000.00
Korea, Republic of	Puyong Ind. Co. Ltd	Reinforced Plastic Tarpaulins	51,120.00
Korea, Republic of	Puyong Ind. Co. Ltd	Reinforced Plastic Tarpaulins	49,987.00
Korea, Republic of	Puyong Ind. Co. Ltd	Reinforced Plastic Tarpaulins	42,600.00
Korea, Republic of	Puyong Ind. Co. Ltd	Reinforced Plastic Tarpaulins	34,740.00
Netherlands	International Dispensary Associat.	Medicines	311,461.40
Netherlands	Santpoort Project Supplies	Spare Parts Mercedes Vehicles	159,694.88
Netherlands	International Dispensary Associat.	Medicines	119,920.71
Netherlands	International Dispensary Associat.	Medicines	91,061.56
Netherlands	International Dispensary Associat.	Medicines	89,394.26
Netherlands	International Dispensary Associat.	Medicines	88,774.95
Netherlands	Santpoort Project Supplies	Spare Parts Mercedes Vehicles	54,658.65
Netherlands	International Dispensary Associat.	Medicines	51,222.60
Netherlands	Santpoort Project Supplies	Door Hinges	48,000.00
Netherlands	International Dispensary Associat.	Medicines	40,788.40
Netherlands	International Dispensary Associat.	Medicines	39,725.13
Netherlands	International Dispensary Associat.	Medicines	36,032.24
Netherlands	International Dispensary Associat.	Medicines	35,723.72
Norway	Rofi Industries A/S	Fragmentation Blankets For Vehicles	803,264.25
Norway	W. Giertsen A/S	Prefabricated Warehouse	131,260.79
Norway	W. Giertsen A/S	Prefabricated Warehouse	130,808.95
Norway	W. Giertsen A/S	Prefabricated Warehouse	122,516.56
Norway	W. Giertsen A/S	Prefabricated Warehouse	96,630.33
Norway	W. Giertsen A/S	Prefabricated Warehouse	58,414.87
Norway	W. Giertsen A/S	Prefabricated Warehouse	48,315.16
Norway	W. Giertsen A/S	Prefabricated Warehouse	48,315.16
Norway	Naps Norway A/S	Solar System For Telecommunications	42,595.80
Norway	Naps Norway A/S	Solar System For Telecommunications	36,703.47
Oman	M/S Suhail & Saud Bahwan	Tyres & Batteries	40,460.00
Pakistan	H. Sheikh Noor-ud-din & Sons	Family Tents	1,398,660.00
Pakistan	H. Sheikh Noor-ud-din & Sons	Family Tents	699,300.00
Pakistan	H. Nizam Din And Sons Ltd	Tents	400,000.00
Pakistan	National Tent House	Tents	388,500.00
Pakistan	National Tent House	Tents	388,500.00
Pakistan	H. Sheikh Noor-ud-din & Sons	Family Tents	373,866.00
Pakistan	National Tent House	Cotton Canvas Cloth	257,200.00
Pakistan	National Tent House	Cotton Cloth Sanitary Material	174,618.99
Pakistan	H. Nizam Din And Sons Ltd	Hurricane Lanterns	152,040.00
Pakistan	H. Sheikh Noor-ud-din & Sons	Cotton Cloth Sanitary Material	127,700.00
Pakistan	National Tent House	Cotton Cloth Sanitary Material	102,650.88
Pakistan	H. Sheikh Noor-ud-din & Sons	Cotton Cloth Sanitary Material	99,054.00
Pakistan	National Tent House	Cotton Cloth Sanitary Material	93,323.84
Pakistan	H. Sheikh Noor-ud-din & Sons	Cotton Cloth Sanitary Material	88,500.00
Pakistan	H. Nizam Din And Sons Ltd	Hurricane Lanterns	62,584.25
Pakistan	H. Sheikh Noor-ud-din & Sons	Cotton Cloth Sanitary Material	58,350.00
Pakistan	H. Sheikh Noor-ud-din & Sons	Mats (Synthetic)	58,295.00
Pakistan	H. Sheikh Noor-ud-din & Sons	Cotton Cloth Sanitary Material	57,465.00
Pakistan	H. Sheikh Noor-ud-din & Sons	Cotton Cloth Sanitary Material	55,200.00
Pakistan	H. Sheikh Noor-ud-din & Sons	Cotton Cloth Sanitary Material	55,001.00
Pakistan	H. Sheikh Noor-ud-din & Sons	Cotton Cloth Sanitary Material	54,450.00
Pakistan	H. Nizam Din And Sons Ltd	Hurricane Lanterns	42,159.00
Pakistan	H. Sheikh Noor-ud-din & Sons	Mats (Synthetic)	41,405.00
Pakistan	H. Nizam Din And Sons Ltd	Hurricane Lanterns	39,249.00
Pakistan	H. Nizam Din And Sons Ltd	Hurricane Lanterns	38,739.00
Senegal	Sosenap	Mats (Synthetic)	61,874.39
Slovenia	Tosama	Sanitary Napkins	92,125.98
South Africa	Alvis Omc	Scout Armoured Vehicles	213,065.56
Sweden	Volvo International Dev. Corp.	Trucks	896,497.62
Sweden	Scania, Scania Division	Trucks	728,101.43
Sweden	Gunnebo Lifting Ab	Masonry Nails	124,949.22
Sweden	Josab International Ab	Water Analysis Kit & Water Treatment Plant	67,599.28
Sweden	Gunnebo Lifting Ab	Nails	49,343.01
Switzerland	Caterpillar Sarl	Generators Water Cooled	253,921.26
Switzerland	Ascom Sa	Telecommunications Equipment	248,311.10
Switzerland	Sun Microsystems (Suisse) Sa	It Equipment	234,284.30
Switzerland	Canon (Suisse) Sa	Photocopiers	159,169.59

**Major Equipment ordered by Agency during 2002**  
(Orders of USD 30,000 or more)

Agency/Country Procurement	Name of supplier	Description of goods (equipment)	Total Cost (USD)
<b>UNHCR (cont.)</b>			
Switzerland	Mmm/3m (Schweiz) Ag	Film Scotchshield Ultra 600	112,654.98
Switzerland	Xerox Office Supplies Sa	Photocopy Paper	99,415.20
Switzerland	Doors Computer Sa	It Equipment	90,101.35
Switzerland	Swisscom Sa	Telecommunications Equipment	84,544.42
Switzerland	Disa Sa	Printed Stationery And Forms	79,159.09
Switzerland	Doors Computer Sa	It Equipment	72,457.74
Switzerland	Dell Computer Sa	Computers	69,483.79
Switzerland	Dell Computer Sa	Computers	62,596.22
Switzerland	Offelec Informat. & Traitement. Textes	Computer Consumables	61,617.19
Switzerland	Dell Computer Sa	Computers	60,288.72
Switzerland	Dell Computer Sa	Computers	57,383.53
Switzerland	Compaq Computer Schweiz Gmbh	It Equipment	54,647.65
Switzerland	Dell Computer Sa	Computers	50,195.79
Switzerland	Videologic Sa	Computer Equipment	49,567.25
Switzerland	Compaq Computer Schweiz Gmbh	Computers	49,174.50
Switzerland	Dell Computer Sa	Computers	47,543.86
Switzerland	Dell Computer Sa	Computers	45,971.76
Switzerland	Dell Computer Sa	Computers	45,147.40
Switzerland	Torcom Sa	Telecommunications Equipment	44,499.66
Switzerland	Doors Computer Sa	It Equipment	41,216.37
Switzerland	Micro D Sa	It Equipment	39,683.83
Switzerland	Torcom Sa	Telecommunications Equipment	39,156.17
Switzerland	Dell Computer Sa	Computers	36,942.71
Switzerland	Masy Sarl	Computer Consumables	33,954.59
Switzerland	Doors Computer Sa	It Equipment	33,489.88
Switzerland	Dell Computer Sa	Computers	33,172.00
Switzerland	Lan Expert	Telecommunication Equipment	33,001.18
Switzerland	Cws Sa Suisse Romande	Toiletries	33,000.00
Switzerland	Dell Computer Sa	Computers	31,090.39
Tanzania	Btml Blankets & Textile Manuf. Ltd	Woven Dry Raised Blankets	119,040.00
Tanzania	Btml Blankets & Textile Manuf. Ltd	Woven Dry Raised Blankets	59,520.00
Thailand	Siamdutch Mosquito Netting Co. Ltd	Untreated Mosquito Nets	34,580.00
Thailand	Siamdutch Mosquito Netting Co. Ltd	Insecticide Treated Mosquito Nets	33,600.00
United Arab Emirates	Chancel International	Soap In 250 Grs Bars	314,675.00
United Arab Emirates	Chancel International	Soap In 250 Grs Bars	113,050.00
United Arab Emirates	Chancel International	Mats (Synthetic)	70,785.00
United Arab Emirates	Chancel International	Soap In 250 Grs Bars	65,914.10
United Arab Emirates	Chancel International	Soap In 250 Grs Bars	65,914.10
United Arab Emirates	Chancel International	Soap In 250 Grs Bars	56,525.00
United Arab Emirates	Chancel International	Mats (Synthetic)	39,801.00
United Arab Emirates	Chancel International	Soap In 250 Grs Bars	39,450.00
United Kingdom	Toyota Gibraltar Stockholdings Ltd	Toyota Vehicles	765,388.48
United Kingdom	Broadcrown Limited	Generators Water Cooled	273,673.29
United Kingdom	Evenproducts Limited	Water Tanks Flexible 1000 To 2000 Litres	262,529.63
United Kingdom	Toyota Gibraltar Stockholdings Ltd	Toyota Vehicles	253,924.88
United Kingdom	Butyl Products Limited	Water Pipes And Fittings	251,300.00
United Kingdom	Toyota Gibraltar Stockholdings Ltd	Toyota Vehicles	249,507.97
United Kingdom	Toyota Gibraltar Stockholdings Ltd	Toyota Vehicles	201,842.36
United Kingdom	Codan (Uk) Ltd	Telecommunications Equipment	167,548.42
United Kingdom	Codan (Uk) Ltd	Telecommunications Equipment	166,693.41
United Kingdom	Toyota Gibraltar Stockholdings Ltd	Toyota Vehicles	156,577.24
United Kingdom	Toyota Gibraltar Stockholdings Ltd	Toyota Vehicles	156,454.66
United Kingdom	Toyota Gibraltar Stockholdings Ltd	Toyota Vehicles	144,155.13
United Kingdom	Toyota Gibraltar Stockholdings Ltd	Toyota Vehicles	139,378.94
United Kingdom	Toyota Gibraltar Stockholdings Ltd	Toyota Vehicles	138,039.85
United Kingdom	Toyota Gibraltar Stockholdings Ltd	Toyota Vehicles	127,788.81
United Kingdom	Toyota Gibraltar Stockholdings Ltd	Toyota Vehicles	123,346.28
United Kingdom	Codan (Uk) Ltd	Telecommunications Equipment	117,966.80
United Kingdom	Toyota Gibraltar Stockholdings Ltd	Toyota Vehicles	116,455.05
United Kingdom	Codan (Uk) Ltd	Telecommunications Equipment	115,439.89
United Kingdom	Toyota Gibraltar Stockholdings Ltd	Toyota Vehicles	110,405.09
United Kingdom	Toyota Gibraltar Stockholdings Ltd	Toyota Vehicles	100,994.25
United Kingdom	Toyota Gibraltar Stockholdings Ltd	Toyota Vehicles	97,944.79
United Kingdom	Codan (Uk) Ltd	Telecommunications Equipment	93,266.35
United Kingdom	Toyota Gibraltar Stockholdings Ltd	Toyota Vehicles	92,714.50
United Kingdom	Codan (Uk) Ltd	Telecommunications Equipment	89,900.80
United Kingdom	Codan (Uk) Ltd	Telecommunications Equipment	89,257.64
United Kingdom	Toyota Gibraltar Stockholdings Ltd	Toyota Vehicles	84,437.37
United Kingdom	Toyota Gibraltar Stockholdings Ltd	Toyota Vehicles	82,823.91
United Kingdom	Toyota Gibraltar Stockholdings Ltd	Toyota Vehicles	81,986.81
United Kingdom	Toyota Gibraltar Stockholdings Ltd	Toyota Vehicles	81,986.16
United Kingdom	Toyota Gibraltar Stockholdings Ltd	Toyota Vehicles	81,847.68
United Kingdom	Toyota Gibraltar Stockholdings Ltd	Toyota Vehicles	81,348.16



**Major Equipment ordered by Agency during 2002**  
(Orders of USD 30,000 or more)

Agency/Country Procurement	Name of supplier	Description of goods (equipment)	Total Cost (USD)
<b>UNHCR (cont.)</b>			
United Kingdom	Toyota Gibraltar Stockholdings Ltd	Toyota Vehicles	81,348.16
United Kingdom	Codan (Uk) Ltd	Telecommunications Equipment	80,145.13
United Kingdom	Toyota Gibraltar Stockholdings Ltd	Toyota Vehicles	78,250.57
United Kingdom	Toyota Gibraltar Stockholdings Ltd	Toyota Vehicles	72,866.75
United Kingdom	Toyota Gibraltar Stockholdings Ltd	Toyota Vehicles	66,656.55
United Kingdom	Tri-med Limited	Semi-collapsible Jerrycans	59,748.81
United Kingdom	Codan (Uk) Ltd	Telecommunications Equipment	58,005.91
United Kingdom	Toyota Gibraltar Stockholdings Ltd	Toyota Vehicles	55,464.09
United Kingdom	Toyota Gibraltar Stockholdings Ltd	Toyota Vehicles	55,464.09
United Kingdom	Codan (Uk) Ltd	Telecommunications Equipment	54,848.09
United Kingdom	Tri-med Limited	Semi-collapsible Jerrycans	54,138.59
United Kingdom	Toyota Gibraltar Stockholdings Ltd	Toyota Vehicles	53,912.89
United Kingdom	Codan (Uk) Ltd	Telecommunications Equipment	48,891.55
United Kingdom	Toyota Gibraltar Stockholdings Ltd	Toyota Vehicles	48,862.67
United Kingdom	Toyota Gibraltar Stockholdings Ltd	Toyota Vehicles	48,241.69
United Kingdom	Codan (Uk) Ltd	Telecommunications Equipment	47,176.75
United Kingdom	Codan (Uk) Ltd	Telecommunications Equipment	46,846.34
United Kingdom	Codan (Uk) Ltd	Telecommunications Equipment	45,969.14
United Kingdom	Toyota Gibraltar Stockholdings Ltd	Toyota Vehicles	45,378.46
United Kingdom	Codan (Uk) Ltd	Telecommunications Equipment	44,453.59
United Kingdom	Toyota Gibraltar Stockholdings Ltd	Toyota Vehicles	41,166.25
United Kingdom	Tri-med Limited	Semi-collapsible Jerrycans	39,832.54
United Kingdom	Codan (Uk) Ltd	Telecommunications Equipment	36,884.57
United Kingdom	Tri-med Limited	Semi-collapsible Jerrycans	34,083.31
United Kingdom	Codan (Uk) Ltd	Telecommunications Equipment	31,992.27
United Kingdom	Toyota Gibraltar Stockholdings Ltd	Toyota Vehicles	31,212.74
USA	Anacom Inc.	Telecommunications Equipment	60,783.00
USA	Precision Dynamics Corporation	Wristband	31,602.68
USA	Anacom Inc.	Telecommunications Equipment	30,300.00
<b>UNON</b>			
Burundi	Undp	Toyota L/Cruiser	78,007.00
China	A.Andrews & Co. Ltd	Edp Equipment	50,907.50
Germany	Liebherrwerk Ehingen	Mobile Cranes	1,898,021.00
Germany	Boss Protech	Water Pumps	387,090.92
Iraq	Undp	Canon Photocopieers	37,996.00
Italy	Bitelli Spa	Asphalt Pavers	2,253,255.10
Kenya	Pergrume Ltd	Telephone	67,200.00
Kenya	First Computers Ltd	Compaq Computer	54,334.97
Kenya	Alakanat Auto Imports	Volvo	49,730.00
Kenya	First Computers Ltd	Edp Equipment	43,199.14
Kenya	Flemingo International	Computer/Printer/Fax/Copier	39,293.00
Kenya	Symphony Ltd	Ups Unit	38,086.96
Kenya	Amartech Kenya Ltd	Ammunition	37,974.68
Kenya	Toyota E.A. Ltd	Toyota Hiace	32,792.00
<b>UNON (cont.)</b>			
Norway	Tandberg Asa	Equipment	46,267.00
Sweden	Volvo Truck Corp.	Concrete Mixers	1,049,973.00
Switzerland	Liebherrreexport Ag.	Concrete Mixers	856,440.00
UAE	Truebell Marketing	Toyota L/Cruiser	31,720.99
United Kingdom	Rapiscan Security Product	Metal Detectors	70,491.93
<b>UNOV</b>			
Austria	ASCAD GmbH	Provision of Personal Computers	433,212.27
Austria	Madras Computer	Provision of PC Hardware & Software	117,122.40
Austria	T-Systems Debis Systemhaus CAE	Provision of PC Hardware & Software	108,172.89
Austria	CANON GesmbH	Laser Fax and other related equipment	103,036.47
Austria	SPP Handels GmbH	Provision of PC Hardware & Software	94,495.11
Austria	Video Comunication	Provision of Audiovisual Equipment	38,866.92
Austria	Ivellio-Vellin	Provision of HP Printers and related accessories	38,200.97
Austria	Sybase EDV-Systeme	Provision of Software and Sybase Licenses	37,634.50
Austria	Compeco Handels-GmbH	Various PC Hardware & Software	34,788.15

**Major Equipment ordered by Agency during 2002**  
(Orders of USD 30,000 or more)

Agency/Country Procurement	Name of supplier	Description of goods (equipment)	Total Cost (USD)
<b>UNRWA</b>			
Australia	Livingstone International Pty	Glassware.	49,097.53
Austria	Biochemie Gesmbh	Antibacterial Drugs	37,897.44
Belgium	Mutual Aid Administration Serv	Oils	993,564.17
Belgium	Mutual Aid Administration Serv	Sugar	957,486.31
Canada	Finora Canada Ltd.	Pulses	416,207.23
Cyprus	Remedica Ltd.	Drugs Affecting Nutrition And Blood	308,188.26
Cyprus	Remedica Ltd.	Antibacterial Drugs	175,975.94
Denmark	Novo-nordisk A/S	Drugs And Chemicals	1,164,828.75
Denmark	Bukkehave A/S	Vehicles	37,391.50
Egypt	Egyptian Traders	Rice	1,576,695.71
Egypt	Egyptian Inter. Publishing Co.	Misc. Non-cat. Text Books	165,154.50
Egypt	Egyptian Red Crescent	Sugar	160,694.14
Egypt	Egyptian Red Crescent	Rice	158,785.25
Egypt	Egyptian Red Crescent	Flour	128,850.33
France	Siepa	Flour	1,955,492.23
France	Samson Cherqui S.a Ciacam	Pulses	221,383.15
Germany	Henke-sass, Wolf Gmbh	Cold Chain	100,211.06
Germany	Landre Papierwaren Gmbh	Exercise Books	45,864.94
Germany	Fleischhacker Kg	Cold Chain	36,668.77
Germany	Schwarz Pharma Ag	Drugs Acting On Cardiovascular Syst	31,194.09
Germany	F. Undutsch Gmbh	Glassware.	30,844.91
Israel	Mayer's Cars & Trucks Co. Ltd	Vehicles	386,625.12
Israel	Union Motors Ltd.	Vehicles	204,522.15
Israel	Pacific Auto Importers Ltd	Vehicles	179,606.36
Israel	Brotim Marketing (1984) Ltd.	Timber & Construction Supplies	141,532.08
Israel	Universal Motors Israel Ltd.	Vehicles	107,219.83
Israel	Miloumor	Oils	98,280.00
Israel	Gestitner Company	Equipment Office	67,017.08
Israel	Motorolla Communications	Equipment Communications	56,566.96
Israel	Orthopedica Steiner	Equipment Medical And Physiotherapy	56,186.90
Israel	Motorolla Communications	Misc.-communication Equipment	43,878.05
Italy	Fiat Auto S.p.a.	Vehicles	628,860.00
Japan	Toyota Motor Corporation	Vehicles	184,735.94
Japan	Rissho Kosei - Kai	Misc.-sundry Supplies	170,178.40
Jordan	Ministry Of Education	Misc. Non-cat. Text Books	1,665,958.59
Jordan	Sts- Specialized Technical Ser	Equipment Computer	1,356,237.75
Jordan	United Pharmaceutical Mfg. Co.	Drugs Acting On Cardiovascular Syst	252,340.55
Jordan	The American Embassy	Misc.-general Diagnostic Instr.	192,739.70
Jordan	Fine Hygienic Paper Compnay	Office Stationery	155,948.95
Jordan	Jordanian Pharma. Manufacturin	Drugs And Chemicals	138,429.34
Jordan	Jordan Tractor & Equipment Co.	Vehicles	125,000.00
Jordan	Haider Murad & Sons Investment	Equipment Ventillation And Aircond.	116,880.00
Jordan	Fine Hygienic Paper Compnay	Misc.-office Stationery	115,750.00
Jordan	Jordan Petroleum Refinery Co.	Benzine	92,024.90
Jordan	Sts- Specialized Technical Ser	Computer Software	88,400.00
Jordan	Ram Pharmaceuticals	Drugs Used In Rheu.dise.gout & Mig.	81,679.65
Jordan	Hassouneh Carpentry	Furniture	72,545.18
Jordan	Creativity Est.	Equipment Dental	70,971.30
Jordan	Al-amin Medical Industrial & S	Equipment Medical And Physiotherapy	61,135.00
Jordan	Glaxo Smith Kline	Drugs And Chemicals	48,892.20
Jordan	Golden Bookshop	Office Stationery & Scholastic Supp	43,712.44
Jordan	German Embassy	Furniture	41,596.46
Jordan	Central Press	Misc. Non-cat. Ref. & Library Books	34,186.43
Jordan	Dar Al-dawa	Drugs And Chemicals	31,600.00
Jordan	Jordan Petroleum Refinery Co.	Gas Oil	31,073.38
Lebanon	Amine Aour Middle East Foods S	Whole Milk	2,139,738.70
Lebanon	Lebanese Publishers Co. S.a.r.	Misc. Non-cat. Text Books	409,468.33
Lebanon	Ste' 'Edit. Educ. Libanaise Sa	Misc. Non-cat. Text Books	357,533.92
Lebanon	Ghaddar Machinery Est.	Equipment Generators, Pumps And	103,377.78
Lebanon	Secondary Publication Co.	Misc. Non-cat. Text Books	96,327.68

**Major Equipment ordered by Agency during 2002**  
(Orders of USD 30,000 or more)

Agency/Country Procurement	Name of supplier	Description of goods (equipment)	Total Cost (USD)
<b>UNRWA (cont.)</b>			
Lebanon	Alfa Laboratories S.a.l	Drugs And Chemicals	41,935.92
Lebanon	Albert Massaad	Furniture	38,107.30
Malaysia	Hovid Sdn Bhd	Antibacterial Drugs	443,258.23
Malaysia	Hovid Sdn Bhd	Drugs Acting On The Gastro Intestin	36,705.90
Netherlands	Hoogwegt Int. Bv	Whole Milk	3,134,586.59
Netherlands	Limako Suiker Bv	Sugar	1,258,937.55
Netherlands	Devotra B.v.	Equipment Generators, Pumps And	53,441.60
Netherlands	The Medical Export Group	Equipment Medical And Physiotherapy	31,715.60
Norway	Den Norske Eterfabrikk	Drugs Acting On The Skin.	41,496.00
Palestine	Sport King	Misc.-handicraft Supplies	644,899.89
Palestine	Palestinian Authority	Misc. Non-cat. Supplies	614,850.00
Palestine	Pna-ministry Of Education	Misc. Non-cat. Text Books	554,289.79
Palestine	Cpu	Furniture	499,859.60
Palestine	Sport King Co.	Misc.-textiles	394,702.50
Palestine	Al Ein Supermarket	Misc. Non-cat. Supplies	319,257.60
Palestine	Public Market Establishment	Equipment Domestic (Household)	298,150.98
Palestine	Palestinian Tractor & Equipmen	Equipment Generators, Pumps And	165,000.00
Palestine	Ministry Of Education	Misc. Non-cat. Text Books	150,016.00
Palestine	Birzet Pharmaceuticals	Drugs Acting On Infections.	147,708.12
Palestine	Dajani Company	Furniture	140,634.25
Palestine	Modern Press Ltd	Misc. Non-cat. Ref. & Library Books	132,876.83
Palestine	Palestine Foodservice & Laundr	Equipment Domestic (Household)	118,783.75
Palestine	Ma'ayeh Manufacturing Co.	Furniture	109,340.36
Palestine	Zant Co. For Medical Supplies	Misc.-electrical Supplies	106,413.00
Palestine	International Drug Store Co. L	Antibacterial Drugs	100,483.07
Palestine	Dawoud Moh'd Taha	Supplemental And Fresh Food	98,743.65
Palestine	El-haj Ishaq Amassi Sons Co.	Misc. Non-cat. Supplies	98,490.00
Palestine	Public Market Establishment	Misc. Non-cat. Supplies	97,010.87
Palestine	Palestinian Petroluem Corporat	Misc.-gas Oil	91,704.29
Palestine	Arab Company For Wood	Misc.-timber	89,108.50
Palestine	Jerusalem Pharmaceuticals Co.	Drugs And Chemicals	87,611.24
Palestine	International Drug Store Co. L	Drugs Used In Rheu.dise.gout & Mig.	84,423.20
Palestine	Al-sarisi Company	Misc. Non-cat. Supplies	80,697.34
Palestine	Hayat Trading And Maintenance	Equipment Medical And Physiotherapy	78,880.87
Palestine	Talmasco For Trading & Industr	Misc.-sundry Supplies	76,464.21
Palestine	Ministry Of Health - Pal. Auth	Misc. Non-cat. Medical Supplies	65,210.95
Palestine	Intermed	Equipment Medical And Physiotherapy	63,788.50
Palestine	International Drug Store Co. L	Misc. Non-cat. Medical Supplies	56,974.42
Palestine	Zalmout Trading Co. Ltd.	Rice	56,250.03
Palestine	Lemix	Equipment Medical And Physiotherapy	53,033.76
Palestine	Palestinian Petroluem Corporat	Gas Oil	51,400.92
Palestine	Hagor Ltd.	Misc.-warehousing,Tarpaulins & Fum.	50,760.34
Palestine	Jerusalem Pharmaceuticals Co.	Antibacterial Drugs	49,702.35
Palestine	Medipharm Company Ltd.	Misc. Non-cat. Medical Supplies	47,537.61
Palestine	Muhreiz Stores	Misc.-sundry Supplies	43,500.55
Palestine	Khadir Ibr. Khudair & Sons Co.	Timber & Construction Supplies	36,705.51
Palestine	Beit Al Maqdes Priniting Press	Misc. Non-cat. Text Books	36,565.91
Palestine	Sports World	Misc.-handicraft Supplies	35,939.26
Palestine	El-haj Ishaq Amassi Sons Co.	Timber & Construction Supplies	35,500.00
Palestine	Network Medical Systems Compan	Equipment Medical And Physiotherapy	35,450.00
Palestine	Ruwan Commercial Press	Printed Forms	31,269.46
Palestine	Care International	Equipment Medical And Physiotherapy	31,150.00
Portugal	Ramirez & Ca Lda	Sardines	1,221,664.94
Portugal	Pa Ulo Jorge Import & Export,	Sardines	182,397.24
Sweden	Volvo Truck Corporation	Vehicles	238,561.30
Switzerland	W.h.o	Misc.-antibacterial Drugs	480,000.00
Syrian Arab Rep.	General Est.for Printed & Txt	Misc. Non-cat. Text Books	234,366.85
Syrian Arab Rep.	Oranos For Computer Technology	Equipment Computer	68,600.00
Syrian Arab Rep.	Al-raed For Office Equipment	Equipment Office	47,134.50
Syrian Arab Rep.	Mahrokat (Government)	Benzine	44,130.14
Turkey	Bbk Gida Maddeleri Ve Ticaret	Flour	6,202,146.45
Turkey	Marmara Un Sanayi Anonim Sirke	Flour	2,754,249.75
Turkey	Kucukbay Yag Ve Deterjan Sana	Oils	2,627,343.60
Turkey	Eksun Gida San. Ve Tic. Ltd	Flour	2,351,544.64
Turkey	Mersin Un Sanayi Ve Ticaret Lt	Flour	1,047,033.00

**Major Equipment ordered by Agency during 2002**  
(Orders of USD 30,000 or more)

Agency/Country Procurement	Name of supplier	Description of goods (equipment)	Total Cost (USD)
<b>UNRWA (cont.)</b>			
Turkey	Arbel	Rice	781,851.15
Turkey	Arbel	Pulses	635,902.50
Turkey	Arbel	Sugar	388,246.95
Turkey	Tecimer Ltd	Misc.-textiles	247,561.70
Turkey	Bbk Gida Maddeleri Ve Ticaret	Pulses	219,035.33
United Arab Emirates	Gulf Pharmaceutical Industries	Drugs Acting On The Gastro Intestin	676,943.34
United Arab Emirates	Pharmacia	Drugs And Chemicals	36,606.16
United Kingdom	Maviga Uk Ltd.	Pulses	81,514.47
United Kingdom	H.t.s. Development Limited	Drugs Acting On The Endocrine Sys.& Burs.	34,025.40
United Kingdom	Metrodent Limited	Burs.	33,128.52
USA	Usaid	Equipment Domestic (Household)	175,600.00
USA	Lab-volt Ltd.	Equipment Communications	139,758.00
USA	International Fleet Sales Inc	Vehicles	122,481.00
USA	Ropa Group Corporation	Vehicles	51,175.00
USA	Americares	Misc.-whole Milk	44,922.72
<b>UNU</b>			
Japan	Japan Business System	Hardware & Software Supply	158,000.00
Japan	Omega Communications	Printing Of Unu Publications	45,000.00
Japan	Toppan Forms	Stationary/Furniture Supplies	32,000.00
Japan	Lily Colour	Stationary Supply	30,000.00
<b>UNV</b>			
Denmark	Interagency Procurement Office	Software	110,100.00
Denmark	Interagency Procurement Office	Computer Servers	109,000.00
Denmark	Interagency Procurement Office	Storage Area Network	94,607.00
Germany	Comsys	Computer Hardware	65,000.00
Germany	Minolta Europe	Copy Machine Leasing	60,000.00
Germany	Dfs Druck	Printing Annual Report	52,000.00
Germany	Volkswagen	New Agency Vehicle	31,000.00
Germany	World Health Organization	Medical Kits	31,000.00
<b>WFP</b>			
Algeria	N/A	Food	112,200.99
Angola	N/A	Food	833,102.50
Angola	Ensa- Empresa Nacional De Seguro	Vehicules Insurance	78,000.00
Angola	Sonangol Distribuidora	Fuel	72,939.00
Argentina	N/A	Food	5,345,255.76
Australia	N/A	Food	1,795,448.00
Australia	Codan Pty Ltd	Telecommunication Equipment	145,413.00
Austria	N/A	Food	298,538.00
Azerbaijan	N/A	Food	158,110.00
Bangladesh	N/A	Food	375,579.00
Bangladesh	Wonder Plastic Industries		47,000.00
Belgium	N/A	Food	7,012,830.85
Belgium	General Business Consultants	Computer Equipment	222,565.00
Belgium	Maxx Logistics	Pp Bags	35,755.00
Benin	N/A	Food	38,362.81
Bhutan	N/A	Food	350,170.07
Bolivia	N/A	Food	443,661.55
Botswana	N/A	Food	385,500.00
Brazil	N/A	Food	2,409,044.50
Burkina-Faso	N/A	Food	1,577,318.18
Cambodia	N/A	Food	806,328.00
Cameroon	N/A	Food	1,830,915.59

**Major Equipment ordered by Agency during 2002**  
(Orders of USD 30,000 or more)

Agency/Country Procurement	Name of supplier	Description of goods (equipment)	Total Cost (USD)
<b>WFP (cont.)</b>			
Cameroon	Cami Toyota	Toyota Vehicles	43,950.00
Canada	N/A	Food	22,007,507.35
Canada	Modern Track Machinery Canada	Logistic Equipment	1,492,226.00
Canada	Bombardier	Muskeg Vehicles	953,500.00
Central Afr.Rep	N/A	Food	822.08
Chad	N/A	Food	492,661.26
China	N/A	Food	6,836,602.69
Colombia	N/A	Food	1,460,890.73
Cuba	N/A	Food	1,128,395.65
Democ.Rep.Congo	N/A	Food	91,680.00
Denmark	N/A	Food	21,105,202.89
Denmark	Danimex Communication	Telecommunication Equipment	454,272.00
Denmark	Abc Hansen A/S	Milling Fortification	81,222.00
Denmark		Nissan Vehicles	35,000.00
Denmark	Dan Office	Computer Equipment	33,500.00
Dominican Rep.	N/A	Food	435,012.90
El Salvador	N/A	Food	337,776.98
Ethiopia	N/A	Food	14,179,076.29
Ethiopia	Loyal Shopping Center	Logistic Equipment	38,473.00
Ethiopia	Proj. Management	Construction	30,000.00
France	N/A	Food	3,048,475.30
France	Renault Vi	Vehicles	432,191.00
France	Ab Communication	Computer Equipment	300,597.00
France	Transityre Michelin Export Faciliti	Tyres	102,656.00
Germany	N/A	Food	644,787.50
Germany	Cloer International	Vehicles	297,621.00
Ghana	N/A	Food	107,485.11
Gibraltar	Toyota Gibraltar Stockholdings	Toyota Vehicles	4,107,510.00
Guatemala	N/A	Food	613,508.89
Guyana	N/A	Food	1,148,801.29
Honduras	N/A	Food	258,024.60
India	N/A	Food	16,903,286.52
India	Modern Food Industries	Logistic Equipment	376,000.00
Iran	N/A	Food	168,871.19
Israel	N/A	Food	1,373,723.71
Italy	N/A	Food	1,698,057.91
Italy	Sivet Srl	Computer Equipment	143,683.00
Italy	Pegasus	Spare Parts For Trucks	72,800.00
Italy	Compagnia Prefabbricati Metallici	Prefabricated Warehouses	60,827.00
Italy	Polaris Srl	Flags	49,000.00
Italy	Sivet Srl	Computer Equipment	47,622.00
Italy	Tempestini Video	Video Equipment	42,658.00
Italy		Stationery	31,728.00
Italy	Sogeda	Computer Software	30,982.00
Italy	Herman Miller Italia	Office Equipment	30,804.32
Ivory Coast	N/A	Food	993,673.37
Japan	N/A	Food	12,222,163.51
Japan		Toyota Vehicles	1,233,966.00
Japan	Toyota Tsusho Corporation	Trucks Spare Parts	147,155.00
Japan	K. Arano & Co. Ltd	Tyres	78,699.00
Japan	Yamaha	Mortorcycles	73,000.00

**Major Equipment ordered by Agency during 2002**  
(Orders of USD 30,000 or more)

Agency/Country Procurement	Name of supplier	Description of goods (equipment)	Total Cost (USD)
<b>WFP (cont.)</b>			
Kazakhstan	N/A	Food	11,097,560.31
Kenya	N/A	Food	10,461,894.59
Kenya	Caltex Oil	Fuel	2,128,406.00
Kenya	Rai Plywoods	Airdrop Pallets	726,437.00
Kenya	Total Kenya	Fuel	423,504.00
Kenya	Rai Plywoods	Airdrop Pallets	180,400.00
Kenya	Civicon	Drummed Fuel	141,000.00
Kenya	Alexander Forbes Ins. Brokers	Insurances	76,000.00
Kenya	Rai Plywoods	Airdrop Bags	74,070.00
Kenya	Microage Limited	Computer Software	72,570.00
Kenya	Van Leer East Africa Limited	Fuel Drums	53,200.00
Kenya	Navcom Limited	Transceivers	48,415.00
Kenya	Timsales Limited	Pallets	40,000.00
Kenya	Reliance Industries	Wheelbarrows	37,000.00
Kenya	Microlan Kenya	It Equipment	36,400.00
Kyrgestan	Kyrgyz Petroleum Company	Fuel	259,856.00
Laos	N/A	Food	50,268.40
Lesotho	N/A	Food	1,879,447.80
Madagascar	N/A	Food	462,332.15
Malawi	N/A	Food	2,198,024.00
Malaysia	N/A	Food	4,355,244.20
Mali	N/A	Food	1,684,996.82
Mozambique	N/A	Food	3,170,070.00
Mozambique	Sonil Sucursal Beira	Building Materials	44,996.00
Mozambique	Afritool	Building Materials	32,998.00
Mozambique	Bytes & Bytes	Computer Equipment	32,695.00
Myanmar	N/A	Food	1,558,782.00
Nepal	N/A	Food	8,213,397.35
Netherlands	N/A	Food	6,473,757.84
Netherlands	Devotra	Lighting Sets, Telescopic	44,227.00
Netherlands	Ipa- International Purchasing Ag.	Computer Equipment	41,571.00
Nicaragua	N/A	Food	337,953.12
Niger	N/A	Food	2,545,143.74
Norway	O.b. Wiik As	Prefabricated Warehouses	269,736.00
Norway	Rofi Industrier As	Toyota Vehicles	268,542.00
Norway	O.b. Wiik As	Logistic Equipment	131,681.00
Norway	Fiskars Norge As	Logistic Equipment	119,613.00
Norway	Norwegian Trade Council	Logistic Equipment	84,624.00
Norway	Naps Norway Sa	Solar Energy Power Packs	78,053.00
O.Palestinian T	N/A	Food	830,664.82
Oman	Suhail & Saud Bahwan	Logistic Equipment	91,120.00
Pakistan	N/A	Food	13,097,443.57
Russian Federation	N/A	Food	1,527,073.76
Rwanda	N/A	Food	585,375.57
Saudi Arabia	Al Iman Factories Est. For Trading	Forklifts	173,000.00
Saudi Arabia	Dimension Data-saudi Arabia	Computer Equipment	67,965.00
Senegal	N/A	Food	1,133,883.16
Senegal	Buhan-teisseire	Ups	36,500.00
SerbiaMontenegro	N/A	Food	1,247,541.00
Singapore	N/A	Food	1,607,511.62
South Africa	N/A	Food	51,172,139.92

**Major Equipment ordered by Agency during 2002**  
(Orders of USD 30,000 or more)

Agency/Country Procurement	Name of supplier	Description of goods (equipment)	Total Cost (USD)
<b>WFP (cont.)</b>			
South Africa	Pta-noord Toyota	Vehicles	592,000.00
South Africa	Roche Vitamins	Fortification Premix	149,118.00
South Africa	Lasher Tools	Pick Axes	101,800.00
South Africa	Prisma Comms	Communication Equipment	75,940.00
South Africa	Deicon	Information Technology Equipment	71,000.00
South Africa	Dbc Wovens	Empty Bags	60,000.00
South Africa	Ayanda Mbanga	Advertising	50,385.00
South Africa	Customised Business	Computer Equipment	37,975.85
South Africa	Sterling Export Corporation	Computer Equipment	35,098.99
South Africa	National Fumigants	Fumigants	34,067.48
South Africa	Dimension Data	Dell Optiplex	33,896.00
Spain	N/A	Food	292,265.60
Sudan	N/A	Food	2,894,976.00
Sudan	Shams Factory Aluminium	Cooking Utensils	75,000.00
Sudan	System Technology	Photocopying	31,124.00
Swaziland	Afritool	Motorcycles	208,423.00
Syria	N/A	Food	90,055.58
Tajikstan	N/A	Food	30,884.47
Tanzania	N/A	Food	9,902,175.45
Tanzania	Oil Com Tanzani Limited	Fuel	204,000.00
Tanzania	Gapoil Tanzania Limited	Fuel	30,000.00
Thailand	N/A	Food	1,674,343.85
Turkey	N/A	Food	9,649,403.44
Uganda	N/A	Food	9,007,168.51
Uganda	Agman Era	Information Technology Equipment	149,125.00
Uganda	Agman Era	Information Technology Equipment	138,218.00
Uganda	Victoria Steel Company	Fumigation Sheets	47,500.00
UAE	Chancel International	Diesel Generator	47,000.00
UAE	Mgt Group	Computer Equipment	36,000.00
UAE	Jacky's Electronics	Office Equipment	32,606.00
UAE	N/A	Food	1,149,607.00
United Kingdom	Insys Limited	Office Modules	1,545,000.00
United Kingdom	N/A	Food	1,162,973.80
United Kingdom	Codan (UK)Ltd	Telecommunication Equipment	1,123,752.00
United Kingdom	Astel (UK) Limited	Computer Equipment	874,000.00
United Kingdom	F. G. Wilson	Generators	411,622.00
United Kingdom	F.g. Wilson	Generators	399,572.00
United Kingdom	Shear Gold Specialist Procur.	Computer Equipment	305,000.00
United Kingdom	Ips Europe Ltd	Computer Equipment	45,036.00
United Kingdom	Associated Vehicle Industries	Spare Parts For Trucks	30,400.00
USA	N/A	Food	9,922,699.30
USA	Stampede Technologies	Stampede Server	44,187.00
USA	Planson Internationl	Electrical Equipment	41,800.00
USA	Quettawala Inc.		36,000.00
Vietnam	N/A	Food	852,375.30
Zambia	N/A	Food	3,808,627.54
Zimbabwe	N/A	Food	59,312.00
<b>WHO</b>			
Denmark	Maissionpharma A/S	Miscellaneous Drugs	266,354.00
Denmark	Maissionpharma A/S	Miscellaneous Drugs	95,424.00
France	Aventis Pasteur	Rabies Veccaine, Vero, Single Dose	52,993.00
Japan	Gerber & Company (Japan) Ltd	Motorcycles	53,392.00
Netherlands	The Medical Export Group Bv	Suppliers Hospital	170,457.00
Netherlands	I.D.A. Internationall Dispensary Association	Miscellaneous Drugs	145,471.00
Netherlands	I.D.A. Internationall Dispensary Association	Miscellaneous Drugs	105,691.00

**Major Equipment ordered by Agency during 2002**  
(Orders of USD 30,000 or more)

Agency/Country Procurement	Name of supplier	Description of goods (equipment)	Total Cost (USD)
<b>WHO (cont.)</b>			
Netherlands	The Medical Export Group Bv	Suppliers Hospital	56,636.00
Netherlands	The Medical Export Group Bv	Miscellaneous Drugs	37,205.00
United Kingdom	Echo International Health Services Ltd	Miscellaneous Drugs	53,147.00
United Kingdom	Echo International Health Services Ltd	Miscellaneous Drugs	40,730.00
<b>WMO</b>			
Brazil	Microlog Information	Computer System	499,810.00
Brazil	Grafic E Editora	Publications	129,860.00
Brazil	Comp. Line Information	Computer Equipment	42,120.00
France	Meteo France International	Automatic Weather Stations	2,323,740.00
France		Automatic Weather Stations	51,260.00
Italy	Camerachiara	Publications	42,800.00
Korea, Republic of	Gaeson General Trading Corp.	Meteorological Telecommunication Equipment	38,650.00
Netherlands	Santpoort Project Supplies	Computer Equipment	42,490.00
United Kingdom	Netsys	Sadis System	97,730.00
USA	Planson International Corp.	Computer Equipment	45,150.00
USA	Zephyrus Electronics	Emwin Equipment	42,260.00
USA	Environmental Science Corporation	Ozonesondes	40,300.00



**Major Subcontracts placed by Agency during 2002**  
(Contracts of USD 30,000 or more)

Agency/Country Procurement	Name of supplier	Description of goods (equipment)	Total Cost (USD)
<b>ECA</b>			
Cote D'Ivoire	Bureau National D'etudes Techniques Et De Development	Consultancy Services	33,757.20
Egypt	Center For Economic And Financial Research And Studies	Consultancy Services	42,109.60
Ethiopia	Asian Brown Bovier Midroc Plc	Electromechanical Operation And Maintenance	288,000.00
Ethiopia	Elmecom Plc	Renovation And Maintenance Of Buildings	134,951.00
Ethiopia	Simba Plc	Cleaning And Janitorial Services	85,548.00
Ethiopia	Regional And Local Development Studies	Consultancy Services	31,183.60
Italy	Veiba Sistemi S.r.l	Rotunda Renovation	59,200.00
Kenya	Andrew K. Mullei	Consultancy Services	42,154.50
Kenya	Dr. Hina Muashekele	Consultancy Services	30,500.00
Mozambique	Universidade Eduardo Mondlane	Consultancy Services	57,200.00
Uganda	Centro De Information De Mozambique Dr. Simon Peter	Consultancy Services	48,165.00
USA	Communication Development Inc.	Consultancy Services	107,000.00
USA	American Writing Institution	Consultancy Services	36,000.00
Zambia	Center For Policy Research And Analysis	Consultancy Services	33,396.00
Zimbabwe	Southern Africa Political Economy Series Trust	Consultancy Services	31,183.00
<b>ECLAC</b>			
Chile	Wackenhut Mant. Integral S.a.	Cleaning Services	137,764.54
Chile	Sonda S.a.	Office, Computer And Communication Eqp. Maintenance	84,580.14
Chile	Protek Ltda.	Fire Installations Maintenance And Repair	80,276.60
Chile	Logica S.a.	Pc Hardware Maintenance And Support	57,446.81
Chile	Imprenta Salesianos S.a.	Printing Services	41,772.77
Chile	Bbdo Publicidad	Market Research	38,723.97
Chile	Imac Ltda.	Building Maintenance And Repair	37,261.22
Chile	Hernan Sebastian Flores	Maintenance And Repair Services	35,460.99
Chile	Cdr Mantenimiento Integral	Cleaning Services	35,438.30
Chile	Maria Jesus Irene Quijada Beraud	Tradesman's Services, Other	34,042.55
Chile	Servicio De Correspondencia Envia	General Management Services	32,624.11
USA	Xerox Chile S.a.	Data Processing And Bookbinding Services	103,114.89
USA	Global One Communications S.a.	Telecommunication Management	41,758.87
USA	Canon Chile S.a.	Office Equipment And Rental	37,622.70
<b>ESCAP</b>			
Germany	Abb Transformatoren Gmbh	Disposal of toxic substance (Pcb)	98,016.71
Maldives	Fashan	Conduct assessment of drug use in Maldives	38,210.00
Singapore	Singapore Polytechnic	Consulting Services	38,000.00
Thailand	Glory Architect Associates Co. Ltd.	General Construction Services	169,720.07
Thailand	Property Care Services (Thailand). Ltd.	Cleaning Services	141,710.72
Thailand	Guts Investigation Co. Ltd.	Security, Others	67,101.59
Thailand	RMJM (Thailand) Ltd.	Contracts, Building Maintenance	52,586.25
Thailand	W.and Associates Consultants Co. Ltd.	Contract, Building Maintenance	51,724.14
Thailand	Practical Engineering Co. Ltd	Electrical System Maintenance	50,885.37
Thailand	RMJM (Thailand) Ltd.	Contracts, Building Maintenance	40,773.53
Thailand	Loxley Public Company Ltd.	Telephone System Maintenance	37,443.24
Thailand	KSC Commercial Internet Co. Ltd.	Internet Services	36,160.30
Thailand	Otis Elevator Co. (Thailand)Ltd.	Elevator/Escalators Maintenance	33,531.33
Thailand	Star Srvce & Management Co. Ltd.	Sanitary & Plumbing Service	32,767.94
Thailand	FMA Grop Co. Ltd.	Maintenance/Repair, Copiers	30,531.22
<b>ESCWA</b>			
Lebanon	Solidere	Maintenance Services At The Un House	271,510.00
Lebanon	Assiyana Sarl	Cleaning & Gardening Services At The Un House	154,200.00
Lebanon	Management Plus S.a.r.l.	Provision Of Office Support Services At The Un House	101,275.00
Lebanon	Barakat Contracting Co. Sarl	Cafeteria At The Ground Floor-finishing And Decorative	89,067.00
Lebanon	Rural Skills Development Association	Vocational Training Program For Pilot Project	72,970.00
Lebanon	Securitas	Provision Of Security Services At The Un House	61,880.00
Lebanon	Computer Information Systems	Provision Of Maintenance Services For Edp Unit	56,148.63
Lebanon	Headhunter Sarl	Provision Of Office Support Services At The Un House	48,135.60
Lebanon	Securitas	Provision Of Security Services At The Un House	38,658.21
Lebanon	Securitas	Provision Of Security Services At The Un House	34,633.24

**Major Subcontracts placed by Agency during 2002**  
(Contracts of USD 30,000 or more)

Agency/Country Procurement	Name of supplier	Description of goods (equipment)	Total Cost (USD)
<b>ESCWA (cont.)</b>			
Lebanon	Computer Information Systems	Delivery Duty Unpaid (Ddu) Of Laptops, Printers And Prip	31,295.00
Lebanon	Sets Sal	Delivery Duty Unpaid (Ddu) Of Dtk It Equipment	30,579.61
<b>FAO</b>			
Belgium	Sita (Office In France)	Global Telecoms Services - Intranet Co	805,054.00
Belgium	Hewitt Associates	Actuarial Review Of After Service Staff Benef	225,510.00
Canada	Spatial Knowledge Engineering Inc	Contract With Ske Under Project	45,000.00
Congo, The Democra	Entrecoza Sprl	Rehabilitation	89,468.00
Congo, The Democra	Kasuku	Rehabilitation	46,790.00
Germany	Gfa Terra Systems Gmbh	Capacity Building For Agricultural	133,500.00
India	Food Research And Analysis Centre	Provision Of Sampling And Intern. Quality Cer	76,750.00
Italy	Higienia Srl	Regular Cleaning Services	533,562.82
Italy	Puli-coop Scarl	Regular Cleaning Services	533,562.82
Italy	Puli-coop Scarl	Portering Services	433,895.10
Italy	Rinaldi Rinaldo Srl	Storage Of Publications And Materials	382,113.65
Italy	Hewlett Packard Italiana Spa	Hewlett Packard Hardware Maintena	310,268.75
Italy	Rinaldi Rinaldo Srl	Amd. Contract No. Gf/Hqr/Cpa 114930-2002/Afsi (Ex-gf/I	306,211.72
Italy	Dalkia Spa	Running And Maintenance Of A/C And H	301,447.46
Italy	Xerox Noleggi Spa	Installation And Rental Of Digita	282,477.80
Italy	Xerox Noleggi Spa	Rental Of Photocopying Machines	260,570.30
Italy	Rinaldi Rinaldo Srl	Diplomatic Pouch Service	252,725.47
Italy	Dhl International Srl	International Courier Service	221,830.67
Italy	Puli-coop Scarl	Portering Service Afsi	215,146.30
Italy	Dhl International Srl	International Courier Service	208,126.86
Italy	Bolliger Crown Lance Italia Srl	Move Of Books For Fao Librar	207,550.25
Italy	Ibm Italia Spa	Lease Of Ibm Software	187,029.05
Italy	Wind Telecomunicazioni Spa	Long Distance Telephone Calls - Least C	171,655.17
Italy	Dalkia Spa	Ordinary Maintenance Work	168,953.95
Italy	Enterprise Ericsson Spa	Supply, Installation And Maintenance Of A Pabx	146,406.66
Italy	Equant Italy Spa	Long Distance Telephone Calls - Least Co	146,212.20
Italy	Vodafone Omnitel N.v.	Mobile Telephony Services	142,512.10
Italy	Mci Worldcom Spa	Fao Internet Connectivity Services	127,068.00
Italy	Sdi Srl	Noleggio Di Un Catering M	122,630.24
Italy	Omnitel Pronto Italia Spa	Mobile Telephony Services	120,481.93
Italy	Computer Associates Spa	Maintenance Of Computer Associates	116,773.27
Italy	Ikonos Sas	Computer Training For Fao End Users	115,000.00
Italy	Softlab Spa	Assistance In The Development And Maintenance	112,134.74
Italy	Softlab Spa	Assistnace In The Development And Maintenance	111,212.66
Italy	Sas Institute Srl	Rental, Maintenance Of Sas Softw	104,544.60
Italy	Puli-coop Scarl	Portering Service	99,309.15
Italy	Siram Spa	Ordinary Maintenance Works	98,824.29
Italy	Xerox Spa	Rental Of Duplicating System	98,413.57
Italy	A.t.i. Sdi Srl- Ponteggi Tubolari Spa	Rental Of Prefabricated Structure For T	96,424.03
Italy	Edisco Srl	Assistance In The Development And Maintenance	95,578.59
Italy	Softlab Spa	Systems Development	93,529.43
Italy	A.t.i. Busi Impianti Spa - Telea Srl	New Digital Cctv Alarm System	92,809.53
Italy	A.t.i. Sdi Srl- Ponteggi Tubolari Spa	Rental Of Prefabricated Structure For T	91,261.25
Italy	Harpa Italia Srl	Acquisition Of Additional Hp Equipment	87,806.29
Italy	Teach It Ltd	Computer Training For The Organization	85,000.00
Italy	Colt Telecom Spa	Fao Internet Connectivity Services	84,000.00
Italy	Mci Worldcom Spa	Long Distance Telephone Calls - Least Co	82,500.00
Italy	Ibm Italia Spa	Maintenance Of Ibm Equipment	76,377.46
Italy	T.i. Sdi Srl- Ponteggi Tubolari Spa	Rental Of Temporary Structures For	70,582.65
Italy	Telespazio Spa	Hqs/Raf Vsat Telecommu	69,830.00
Italy	Softlab Spa	Systems Development Assistance Fo	63,668.98
Italy	Microsoft Srl	Gfhqrcpa 117697-2002/Afit - Migration To Windows 2000	58,741.78
Italy	Itel Srl	Assistance In The Development And Maintenance	58,133.12
Italy	Proge Software Srl	Assistance In The Development	56,390.04
Italy	Mitsa Srl	Water Treatment Of Heating/Cooling Syste	56,281.70
Italy	Ibm Italia Spa	Disaster Recovery Services	55,690.14
Italy	Saemi Srl	Maintenance Of Electrical And Anti-	55,564.05
Italy	Wind Telecomunicazioni Spa	Amd. Gf/Hqr/Cpa 117288-2002/Afic (Ex-gf/Hqr/Cpa 6394	55,500.00
Italy	Softlab Spa	Assistance In The Development And	55,117.08
Italy	Dalkia Spa	Ordinary Maintenance Works	50,547.95
Italy	Proge Software Srl	Assistance In The Development	50,324.35
Italy	Softlab Spa	Assistance In The Development And Maintenance	49,562.01
Italy	Proge Software Srl	Assistance In The Development	49,557.52
Italy	Dalkia Spa	Ordinary Maintenance Works	49,304.62
Italy	Sinter & Net Spa	Systems Development Ass	48,200.00

**Major Subcontracts placed by Agency during 2002**  
(Contracts of USD 30,000 or more)

Agency/Country Procurement	Name of supplier	Description of goods (equipment)	Total Cost (USD)
<b>FAO (cont.)</b>			
Italy	Microsoft Srl	Microsoft Allilance Premium Support	47,455.97
Italy	Edisco Srl	Assistance In The Development	47,197.64
Italy	Distributex Srl	Regeneration Of Empty Toner Ca	46,948.36
Italy	Dalkia Spa	Ordinary Maintenance Works	46,890.94
Italy	Xpedite Systems Srl	Messaging Services And Software	46,662.54
Italy	Puli-coop Scarl	Extra Cleaning Services	44,750.43
Italy	Rei Engineering Srl	Maintenance Of Video/Radio Equipmen	44,252.33
Italy	Colli S.r.l.	Provision Of Specialised Telephony	44,223.83
Italy	Cargosped International Srl	Handling Of The Organizations Official S	44,160.94
Italy	Gfi Ois Spa	Wo 004 Gf/Hqr/Cpa 120793-2002/Afit (Ex-gf/Hqr/Cpa 84)	44,123.03
Italy	Terma Srl	Assistance In The Development And Maintenance	42,477.88
Italy	Proge Software Srl	Assistance In The Development And M	41,950.47
Italy	Dalkia Spa	Ordinary Maintenance Works	41,330.05
Italy	Proge Software Srl	Assistance In The Development	41,101.28
Italy	Distributex Srl	Regeneration Of Empty Toner Cartridge	41,060.19
Italy	Dalkia Spa	Ordinary Maintenance Works	40,841.71
Italy	Kone Spa	Maintenance Of Lifts And Electro-mech	40,184.11
Italy	Hts Italia Spa	Roller Towel Distribution	40,008.61
Italy	Siram Spa	Ordinary Maintenance Works	39,936.97
Italy	Softlab Spa	Assistance In The Development And Maintenece	39,924.68
Italy	Softlab Spa	Systems Development Assistance For	39,811.69
Italy	Lacchi S.p.a.	External Storage Of Fao Library	39,569.95
Italy	Fiera Di Roma Spa	Rental Of Pavillion For Wfsfyl Regist	39,322.83
Italy	Grand Hotel Dei Cesari	So: Hotel For Seaga Training Of Trainers - Anzio, 4-15 F	38,726.33
Italy	Itef Srl	Assistance In The Develo	38,357.52
Italy	Softlab Spa	Assistance In The Development An	38,086.53
Italy	Getronics Solutions Italia Spa	Hardware Maintenance Service For Fao	38,062.11
Italy	Hewlett Packard Italiana Spa	Special Technical Support For O	37,992.13
Italy	Softlab Spa	Systems Development	37,187.81
Italy	Mitsa Srl	Water Treatment Heating/Cooling System And	36,489.15
Italy	Terma Srl	Assistance In The Development And M	36,150.23
Italy	Gartner Italia Srl	Itc Advisory Services	34,845.89
Italy	Asg Srl	Systems Development Ass	34,602.38
Italy	Dalkia Spa	Ordinary Maintenance Works	33,980.62
Italy	Serco Srl	Assistance In Windows	33,618.49
Italy	Marieni Paolo	Glazing Works On An Ad Hoc Basis	33,334.14
Italy	Dalkia Spa	Ordinary Maintenance Works	33,166.52
Italy	Serco Srl	Assistance In The Develo	33,038.35
Italy	Proge Software Srl	Assistance In The Development And Ma	32,690.55
Italy	Siram Spa	Ordinary Maintenance Works	32,210.56
Italy	Asg Srl	Systems Development Assistance	32,157.85
Italy	Softlab Spa	Systems Development Assistance F	31,993.00
Italy	Bertello Spa	Maintenance Of Ratary Filing	31,576.89
Italy	Asg Srl	Systems Development Assistance	30,698.23
Italy	Siram Spa	Ordinary Maintenance Works	30,495.77
Italy	Serco Srl	Assistance In The Development And M	30,409.22
Italy	Ecolavori Srl	Garbage Collection	30,297.83
Italy	Siram Spa	Ordinary Maintenance Works	30,251.12
Italy	Puli-coop Scarl	Portering Service Afi Year 2002	30,224.53
Italy	Softlab Spa	Systems Development Assistance	30,005.42
Switzerland	Kpmg Fides	Review Of Fao S Proposals For	89,743.59
Tunisia	Societe Ben Cheikh De Vrd	Travaux D'amenagement Et Re	488,834.72
Tunisia	Societe Travaux D'amenagement Urbain Et Ru	Amenagement Et Revetement	343,293.89
Tunisia	Soit - Societe El Oukhoua Infrastructure Tra	Travaux D'amenagement Et Re	143,794.44
Tunisia	Societe De Travaux Hydrauliques Et Routes K	Creation D'un Lac Collinaire Da	136,840.74
Tunisia	Entreprise Trigui	Alimentation En Eau Potable Des	107,437.93
Tunisia	Societe Des Travaux Publics Du Centre - Stpc	Alimentation En Eau Potable D	52,013.33
United Kingdom	Shanks Chemical Services Ltd	Disposal Of Buried Toxic Waste Within Surdod I	230,528.00
United Kingdom	Institute For Animal Health	World Reference Laboratory For Rinderpes	61,000.00
United Kingdom	Institute For Animal Health	World Reference Library For Rinde	60,000.00
United Kingdom	Marsh Uk Ltd	Fidelity Guarantee Insurance	56,620.00
United Kingdom	Shanks Chemical Services Ltd	Disposal Of Buried Toxic Waste With	52,114.70
United Kingdom	Marsh Uk Ltd	Renewal - Public Liability/Cont	44,632.61
United Kingdom	Marsh Uk Ltd	Renewal - Public Liability/Cont	42,455.39
United Kingdom	Institute For Animal Health	World Reference Labor	35,000.00
USA	Hugh Wood Inc	Cargo Insurance	150,000.00
USA	Hugh Wood Inc	Cargo Insurance	75,000.00
USA	Hugh Wood Inc	Cargo Insurance	75,000.00
USA	Undp	Workshop For Fao Staff (Incl. Tuition, Travel)	34,490.00

**Major Subcontracts placed by Agency during 2002**  
(Contracts of USD 30,000 or more)

Agency/Country Procurement	Name of supplier	Description of goods (equipment)	Total Cost (USD)
<b>IAEA</b>			
Austria	Enconet Consulting Ges.m.b.h.	Services, Feasibility Studies	161,722.00
Austria	Canberra Packard Central Europe Gmbh	Irradiation Equipment	69,000.00
Austria	Canberra Packard Central Europe Gmbh	Telecommunication Equipment	53,079.33
Austria	Canberra Packard Central Europe Gmbh	Services, Engineering Design	45,800.00
Czech Republic	Nuclear Research Institute Rez Plc	Services, Technical	62,000.00
Czech Republic	Nuclear Research Institute Rez Plc	Services, Technical	33,000.00
Czech Republic	Nuclear Research Institute Rez Plc	Services, Technical	32,200.00
Jamaica	Resident Representative Of The U.n. - Jam	Services, Technical	68,000.00
Netherlands	Kernfysisch Versneller Instituut	Services, Engineering Design	62,108.56
Peru	Gerens Escuela De Gestion Y Economia	Services, Technical	34,200.00
Republic of Moldova	Joint-stock Company "Monolit"	Services, Construction	35,000.00
Russian Federation	Oec Nikimt	Services, Engineering Design	60,000.00
Russian Federation	State Scientific Centre Research Institute Of Atomic	Services, Technical	50,000.00
Russian Federation	State Scientific Centre Research Institute Of Atomic	Services, Engineering Design	30,000.00
Yugoslavia	Vinca Institute Of Nuclear Sciences	Services, Feasibility Studies	88,120.00
Yugoslavia	Vinca Institute Of Nuclear Sciences	Services, Technical	60,000.00
Yugoslavia	Vinca Institute Of Nuclear Sciences	Services, Technical	51,500.00
Yugoslavia	Vinca Institute Of Nuclear Sciences	Services, Feasibility Studies	50,300.00
Singapore	Nat. Univ. Of Singapore-graduate School Of Medical	Services, Training	40,000.00
United Kingdom	Enviros, Quantisci Ltd	Services, Feasibility Studies	42,935.00
United Kingdom	University Of Southampton	Services, Engineering Design	40,000.00
USA	Energy Research, Inc.	Computer Software	63,180.00
USA	Iseman Creative Incorporated	Services, Media	40,000.00
USA	Nutronics Imaging Inc.	Services, Repairs	31,500.00
USA	Hoffman & Hoffman Public Relations	Services, Media	30,000.00
<b>IAPSO</b>			
Denmark	Kuhne & Nagel Dal Logistics	Electricity Network Rehabilitation Programme	553,035.07
Denmark	Kuhne & Nagel Dal Logistics	Electricity Network Rehabilitation Programme	542,457.02
Denmark	Kuhne & Nagel Dal Logistics	Electricity Network Rehabilitation Programme	326,896.09
Denmark	Kuhne & Nagel Dal Logistics	Electricity Network Rehabilitation Programme	252,842.40
Denmark	Kuhne & Nagel Dal Logistics	Electricity Network Rehabilitation Programme	242,559.78
Denmark	Kuhne & Nagel Dal Logistics	Electricity Network Rehabilitation Programme	201,885.00
Denmark	Kuhne & Nagel Dal Logistics	Electricity Network Rehabilitation Programme	176,166.81
Denmark	Kuhne & Nagel Dal Logistics	Electricity Network Rehabilitation Programme	161,508.00
Denmark	Maersk It	It Services	149,583.87
Denmark	Kuehne & Nagel A/S	Freight Services	137,624.48
Denmark	Maersk It	It Services	130,405.82
Denmark	Kuehne & Nagel A/S	Electricity Network Rehabilitation Programme	124,159.28
Denmark	Kuehne & Nagel A/S	Freight Services	120,855.08
Denmark	Maersk It	It Services	116,993.85
Denmark	Kuehne & Nagel A/S	It Services	116,229.64
Denmark	Kuhne & Nagel Dal Logistics	Electricity Network Rehabilitation Programme	113,598.26
Denmark	Kuehne & Nagel A/S	Electricity Network Rehabilitation Programme	78,289.39
Denmark	Kuhne & Nagel Dal Logistics	Freight Services	67,878.78
Denmark	Kuhne & Nagel Dal Logistics	Electricity Network Rehabilitation Programme	65,645.13
Denmark	Kuhne & Nagel Dal Logistics	Electricity Network Rehabilitation Programme	65,612.63
Denmark	Mahe Airfreight	Motorvehicles	64,147.20
Denmark	Kuhne & Nagel Dal Logistics	Electricity Network Rehabilitation Programme	60,565.50
Denmark	Kuehne & Nagel A/S	It Services	59,526.39
Denmark	Kuehne & Nagel A/S	Freight Services	50,251.68
Denmark	Kuehne & Nagel A/S	Freight Services	50,182.70
Denmark	Kuehne & Nagel A/S	It Services	50,169.77
Denmark	Mahe Airfreight A/S	It Services	48,981.91
Denmark	Kuehne & Nagel A/S	Freight Services	48,572.08
Denmark	Kuehne & Nagel A/S	Freight Services	46,960.86
Denmark	Kuehne & Nagel A/S	Freight Services	44,535.34
Denmark	Kuehne & Nagel A/S	Freight Services	41,649.77

**Major Subcontracts placed by Agency during 2002**  
(Contracts of USD 30,000 or more)

Agency/Country Procurement	Name of supplier	Description of goods (equipment)	Total Cost (USD)
<b>IAPSO (cont.)</b>			
Denmark	Kuhne & Nagel Dal Logistics	Electricity Network Rehabilitation Programme	40,377.00
Denmark	Kuehne & Nagel A/S	It Services	40,231.42
Denmark	Kuehne & Nagel A/S	Freight Services	38,934.00
Denmark	Kuehne & Nagel A/S	It Services	38,493.71
Denmark	Maersk It	It Services	37,575.64
Denmark	Kuehne & Nagel A/S	Freight Services	36,424.71
Denmark	Kuehne & Nagel A/S	Electricity Network Rehabilitation Programme	35,829.60
Denmark	Kuhne & Nagel Dal Logistics	Electricity Network Rehabilitation Programme	34,337.45
Denmark	Kuehne & Nagel A/S	Freight Services	33,993.08
Denmark	Kuehne & Nagel A/S	Freight Services	33,789.20
Denmark	Kuehne & Nagel A/S	Freight Services	33,591.45
Denmark	Mahe Airfreight A/S	It Services	33,345.79
Denmark	Kuehne & Nagel A/S	Freight Services	32,572.06
Denmark	Mahe Airfreight	It Services	32,002.17
Denmark	Kuehne & Nagel A/S	Freight Services	30,360.52
Denmark	Kuhne Nagel Dal Logistics	Freight Services	30,279.42
Denmark	Kuehne & Nagel A/S	It Services	30,215.34
Denmark	Kuehne & Nagel A/S	Freight Services	30,102.92
<b>ITU</b>			
Colombia	Económica Consultores	Consulting Services	37,892.00
Germany	Rohde & Schwarz	Basic Monitoring Station	118,815.00
Iraq	Kirkuk Company	Construction And Renovation Of Microwave Repeater	370,104.00
Iraq	Meer Company	Civil Works	235,942.00
Iraq	Zana Company	Civil Works	179,107.00
Italy	Levitas	Consulting Services	43,000.00
Jordan	Vision For Telecom & Consultation	Preparation Of Tender Documents	158,650.00
Morocco	Somara Sarl	Interactive Distance Television Education In Morocco	720,364.00
Morocco	Sofratev	Civil Works And Equipments	120,151.00
United Kingdom	Spectrum	Consulting Services	1,622,654.00
<b>UNCTAD</b>			
Bangladesh	Corpei	Environmental Economic Survey	49,000.00
Belgium	lpm	Consultancy Services	36,500.00
Bulgaria	Corpei	Environmental Economic Survey	56,750.00
Chad	Iso	Economic And Trade Analysis Services	100,000.00
<b>UNFPA</b>			
Belgium	Humaninfo Ngo / Humanitycd	Misc-service	35,000.00
Canada	Impremerie Quebecor Printing Inc.	Printing	35,542.00
Denmark	Phonix-trykkeriet As	Misc-service	708,102.00
Denmark	Danoffice Trading	Printing	44,910.63
Netherlands	Saybolt	Misc-service	812,729.00
Netherlands	Sgs Global Trade Solutions B.v.	Misc-service	67,365.00
Switzerland	International Centre For Migration And Health	Misc-service	46,500.00
United Kingdom	Crown Agents	Misc-service	1,005,184.00
United Kingdom	Richard Stanley Co.	Misc-service	71,500.00
USA	Plaza Construction Corporation	Misc-service	2,478,115.00
USA	Sdv Transport (Usa) Inc	Misc-service/Freight Forwarding	444,814.00
USA	Dalberg Development, Llc	Misc-service	276,000.00
USA	Kuehne & Nagel Inc.	Misc-service/Freight Forwarding	271,223.00
USA	Gartner Group, Inc.	Misc-service	198,000.00
USA	Saybrook Productions, Ltd.	Misc-service	181,281.00
USA	Prographics, Inc.	Misc-service	152,318.00
USA	Kohnke Architects, Pc	Misc-service	143,660.00
USA	Inspectorate America Corp	Misc-service	125,155.00
USA	Corsys Technologies, Inc.	Misc-service	115,184.00
USA	Douglas Gould & Company	Misc-service	106,880.00
USA	Nextiraone	Maintenance	104,297.00
USA	Cps/Comtech, Inc	Misc-service	90,000.00

**Major Subcontracts placed by Agency during 2002**  
(Contracts of USD 30,000 or more)

Agency/Country Procurement	Name of supplier	Description of goods (equipment)	Total Cost (USD)
<b>UNFPA (cont.)</b>			
USA	Lilker Associates	Misc-service	90,000.00
USA	Webmechanics, Inc.,	Misc-service	80,825.00
USA	Minolta Business Solutions	Misc-service	79,740.00
USA	Proforma Printgraphics	Misc-service	78,654.00
USA	Chauncey Conference Center	Misc-service	68,600.00
USA	Omgrafik, Inc.	Misc-service	58,899.00
USA	Precision Management Group, Inc.	Misc-service	56,000.00
USA	Siemens Business Communication	Misc-service	53,878.00
USA	American Management Association	Misc-service	52,763.00
USA	Real Design	Misc-service	51,305.00
USA	Security Delivery Service, Inc.	Misc-service	40,960.00
USA	Engenderhealth, Inc.	Misc-service	37,528.00
USA	Mohonk Mountain House	Misc-service	37,000.00
USA	Training Resources Group Inc	Misc-service	34,062.00
USA	Canon Business Solutions	Maintenance	31,444.00
USA	Management Systems Information	Misc-service	30,000.00
<b>UNHCR</b>			
Belgium	Sofadi	Printing	45,128.00
Canada	Sierra Systems Group Inc	Systems Integration And Installation	531,540.00
Canada	Community Act.serv. Alliance-saca	Evaluation Of Unhcr Community Services	163,050.00
Canada	The Commonwealth Of Learning	Writing Effectively For Unhcr Training Course	156,000.00
Canada	Sierra Systems Group Inc	Analyst/Programmer Consultancy	38,216.62
Canada	Weather Haven Resources Ltd	Installation Services	30,000.00
Canada	Weather Haven Resources Ltd	Camp Installation Supervising	37,000.00
Cyprus	Logistica Telecom	Telecommunications Technician	72,231.00
Denmark	Kuehne & Nagel Logistics A/S	Seafreight Transport	182,500.00
Denmark	Kuehne & Nagel Logistics A/S	Handling Charges At Warehouse	177,636.17
Denmark	Kuehne & Nagel Logistics A/S	Land Transport	112,975.00
Denmark	Pls Ramboll Management A/S	Career Planning Stategy	79,313.00
Denmark	Kuehne & Nagel Logistics A/S	Land Transport	77,125.00
Denmark	Kuehne & Nagel Logistics A/S	Air Charter Services	73,000.00
Denmark	Kuehne & Nagel Logistics A/S	Seafreight Transport	63,720.00
Denmark	Kuehne & Nagel Logistics A/S	Seafreight Transport	58,145.00
Denmark	Kuehne & Nagel Logistics A/S	Seafreight Transport	48,200.00
Denmark	Kuehne & Nagel Logistics A/S	Seafreight Transport	39,325.00
Denmark	Phonix-trykkeriet A/S	Printing	35,486.70
Denmark	Phonix-trykkeriet A/S	Printing	30,267.00
France	Giga Group	It Advisory Services	30,512.82
Ireland	Novell Ireland Software Ltd	Maintenance And Licence Services	381,118.58
Ireland	Novell Ireland Software Ltd	Support Services	126,362.76
Ireland	Emma Ltd	Emergency Management Workshop	41,127.37
Italy	Arti Grafiche Amilcare Pizzi	Printing	66,419.53
Italy	International Labour Office	Printing	51,397.00
Kenya	Desert Locust Org. For East Africa	Air Charter Services	485,000.00
Netherlands	Horizon Computer Services Neder.	Mainframe Consultant	159,649.12
Norway	A/S Aircontact	Air Charter Services	410,000.00
Norway	A/S Aircontact	Air Charter Services	73,500.00
Norway	A/S Aircontact	Airlift Of Blankets	34,000.00
South Africa (Rep. Of)	King Air Services	Aircharter Services	730,000.00
South Africa (Rep. Of)	King Air Services	Aircharter Services	60,490.00
Switzerland	Sita	Network Services	669,032.60
Switzerland	Open Text Ag	Professional Services For Edms/Livelink Software	557,084.00
Switzerland	Iss Facility Services Sa	Cleaning Services	390,058.48
Switzerland	Open Text Ag	Livelink Migration Licence And Maintenance	244,000.00
Switzerland	Iridian Technologies Sa	Iris Recognition Technology System Services	218,250.00
Switzerland	Peoplesoft (Switzerland) Ag	Support Services	190,184.39
Switzerland	Divine Solutions Gmbh	Analyst /Programmer	188,286.42
Switzerland	Xerox Office Suppllies Sa	Photocopiers Location	180,000.00
Switzerland	Tnt Swiss Post Sa	Express Mail Services	172,514.62
Switzerland	Open Text Ag	Technical Support And Maintenance	159,430.60
Switzerland	Bechtle Comsoft Direct	Microsoft Software Support	83,943.51
Switzerland	Dgm Veron Grauer S.a.	Handling Services	76,500.00

**Major Subcontracts placed by Agency during 2002**  
(Contracts of USD 30,000 or more)

Agency/Country Procurement	Name of supplier	Description of goods (equipment)	Total Cost (USD)
<b>UNHCR (cont.)</b>			
Switzerland	Etv Software Engineering	Mainframe Consultant	75,223.81
Switzerland	Peoplesoft (Switzerland) Ag	Support Services	54,160.61
Switzerland	Tamega	Office Renovation	52,635.33
Switzerland	Delphisoft S.a.	Information Technology Specialist	50,675.68
Switzerland	Rhone-electra Sa	Electrical Installations	42,610.03
Switzerland	Id Integrated Data Sa	Groupwise 5.5 Engineer	35,135.14
Switzerland	Rosseels Printing Co. Sa	Printing	34,453.69
Switzerland	Delphisoft S.a.	Information Technology Specialist	33,623.46
Switzerland	Dgm Veron Grauer S.a.	Removal Services	33,498.25
Switzerland	Presses Centrales Lausanne Sa	Printing	30,925.00
Switzerland	Data Concept	Software Maintenance	30,909.52
Switzerland	Mannet Sarl	Delivery Of Senior Managt Learning Programme + Adm	21,870.00
United Kingdom	Chapman Freeborn Aircharter. Ltd	Air Charter Services	233,750.00
United Kingdom	Market & Opinion Resea. Intern . Ltd	International Ngo Monitor For 2002	95,533.85
United Kingdom	Practical Management	Advisory Services On Protection & Security	85,000.00
United Kingdom	Chapman Freeborn Aircharter. Ltd	Air Charter Services	80,000.00
United Kingdom	Skillssoft Uk Ltd	E-learning Modules For Unhcr	77,604.00
United Kingdom	Burnett Works Limited	Direct Marketing Materials	74,300.00
United Kingdom	Practical Management	Country Of Origin Information Support	60,000.00
United Kingdom	International Project Solutions Ltd	Consultancy	32,000.00
USA	Air Serv International	Air Charter Services	862,000.00
USA	Fletcher School Of Law And Diplom.	Research Services For Imagine Co-existence	100,000.00
USA	Interworks	Situational Emergency Training	74,925.00
<b>UNOG</b>			
Austria	Osce	Legal Specialisms	70,000.00
Austria	Internat.inst.applied Syst.analysis	Legal Specialisms	60,000.00
Belgium	Televic Sa	Office, Computer And Communication	232,733.82
Brazil	Fundacao Getulio Vargas	Legal Specialisms	46,000.00
Canada	Campos & Stratis (Canada)	Legal Specialisms	376,874.44
Canada	Lbc Int.investigative Acc. Inc.	Legal Specialisms	125,582.00
Canada	Campos & Stratis (Canada)	Legal Specialisms	123,572.00
Canada	Senes Consultants Limited	Legal Specialisms	54,350.00
Canada	Ivation Datasystems Inc.	Vendor-specific Software Support An	50,600.00
Denmark	Aviation Assistance A/S	Airline Management And Operations	610,000.00
Ethiopia	Shebelle Ethiopia Conference Centre	Legal Specialisms	110,000.00
France	Jouve Systemes D'information	Data Communications Systems	203,806.00
France	Dynetcom.	Vendor-specific Software Support An	136,797.94
France	Mazars & Guerard	Legal Specialisms	112,770.00
France	Gaz De France	Legal Specialisms	112,750.00
France	Spie-trindel	Machinery, Electrical Equipment And	110,372.13
France	Mazars & Guerard	Legal Specialisms	74,886.00
France	S.a.d.a.g Imprimerie	Printing Services	68,243.38
France	Malinvaud Freres Sa	Printing Services	53,552.11
France	Ifri	Legal Specialisms	50,000.00
France	Louma Productions	Printing Services	40,000.00
France	Spie-trindel	Electrical Installations Maintenanc	31,526.82
Germany	Federal Research Centre Forestry	Legal Specialisms	96,000.00
India	Aptech Worldwide Europe Limited	Data Processing Services	75,000.00
India	Aptech Worldwide Europe Limited	Data Processing Services	47,270.00
Kyrgyzstan	Karlsson Travel Ltd	Legal Specialisms	43,000.00
Netherland	Gab Robins Takkenberg B.v.	Legal Specialisms	127,508.00
Sweden	Emf Global Consulting	Management Advisory Services	63,300.00
Switzerland	Cgc Energie Sa	Plumbing Maintenance And Repair	2,674,656.72
Switzerland	Fondation Des Immeub. Organ.intern.	Real Estate Services	536,153.85
Switzerland	Calorie Sa	Building Maintenance And Repair N.e	448,008.93
Switzerland	Xerox Ag	Office Equipment Leasing And Rental	330,704.70
Switzerland	Assoc.construc.perret-zschokke Sa	General Building Maintenance And Re	274,832.21
Switzerland	Allianz Suisse Assurances	Insurance	274,743.72

**Major Subcontracts placed by Agency during 2002**  
(Contracts of USD 30,000 or more)

Agency/Country Procurement	Name of supplier	Description of goods (equipment)	Total Cost (USD)
<b>UNOG (cont.)</b>			
Switzerland	Iss Multiservice S.a.	Cleaning Services	204,174.50
Switzerland	J&B Jardins Et Batiments Sa	General Building Maintenance And Re	167,814.37
Switzerland	Badel Felix And Cie Sa	Electrical Installations Maintenanc	154,362.42
Switzerland	Alcatel E-business Distribution Sa	Telephone Services	153,778.67
Switzerland	Alcatel E-business Distribution Sa	Telephone Services	141,482.70
Switzerland	Ascenseurs Schindler Sa	Electrical Installations Maintenanc	132,776.89
Switzerland	Danka Suisse Sa	Office Equipment Leasing And Rental	96,986.67
Switzerland	Consortium Haller-heimberg	Land Surveying	95,973.15
Switzerland	Cavecchia Sa	Vocational Secondary And Post Secon	94,943.18
Switzerland	Danka Suisse Sa	Office Equipment Leasing And Rental	88,479.49
Switzerland	Hewlett-packard (Schweiz) Ag	Pc Maintenance And Support	82,000.00
Switzerland	Sharp Electronics (Suisse) Sa	Office Equipment Leasing And Rental	81,825.50
Switzerland	Scope Solutions Ag	System Design And Development	66,120.00
Switzerland	Bechtle Comsoft Direct S.a.	Office Automation Software	62,496.40
Switzerland	Thomson Corporation Switzerland	Insurance, Other	58,461.54
Switzerland	Atar Roto Presse Sa	Printing Services	58,179.19
Switzerland	Sharp Electronics (Suisse) Sa	Office Equipment Leasing And Rental	55,472.97
Switzerland	Sharp Electronics (Suisse) Sa	Office Equipment Leasing And Rental	55,259.06
Switzerland	Hotel Le Mirador International Sa	Hotel Industry	53,997.86
Switzerland	Kaech Sa	Electrical Installations Maintenanc	49,333.33
Switzerland	Siemens Building Technologies S.a.	Security Installations Maintenance	48,638.29
Switzerland	Fondation Des Immeub. Organ.intern.	Employment Promotion And Planning	48,020.94
Switzerland	Microsoft Ag (Zurich)	Vendor-specific Software Support An	46,153.85
Switzerland	Arthur Andersen	Accounting Systems And Methods	43,511.10
Switzerland	Apple Fields Sa	Marketing	42,953.02
Switzerland	Vedior Newjob Sa	Chauffeur Services	42,470.24
Switzerland	Iss Facility Service Sa	Passenger Transport	41,744.97
Switzerland	Darest & Sunset	Vendor-specific Software Support An	41,600.00
Switzerland	Hotel Chavannes De Bogis	Hotel Industry	40,100.00
Switzerland	Calorie Sa	Air-conditioning, Ventilating And R	39,864.86
Switzerland	Sharp Electronics (Suisse) Sa	Office Equipment Leasing And Rental	39,600.00
Switzerland	J&B Jardins Et Batiments Sa	General Building Maintenance And Re	38,996.38
Switzerland	International Migration Programme	Legal Specialisms	38,650.00
Switzerland	Ascenseurs Schindler Sa	Electrical Installations Maintenanc	38,461.54
Switzerland	New Morning Productions Sarl	Audio-visual Services	37,333.33
Switzerland	Fontenet Jeandin And Homung	Legal Aspects	36,912.75
Switzerland	Cavecchia Sa	Construction Services, N.e.c.	35,598.89
Switzerland	Fondation Des Immeub. Organ.intern.	Shipping	35,550.00
Switzerland	Fondation Des Immeub. Organ.intern.	Road Transport	35,488.21
Switzerland	Securitas Sa	Security Services	34,594.04
Switzerland	Sharp Electronics (Suisse) Sa	Office Equipment Leasing And Rental	34,329.73
Switzerland	Institut Oecumenique De Bossey	Business Seminars	32,020.83
Switzerland	Editions Van Diermen	Conditions Of Employment	32,000.00
Switzerland	Danka Suisse Sa	Office Equipment Leasing And Rental	31,666.67
Switzerland	Casin	Training	30,333.33
Switzerland	G. Constantin Sa	Plumbing Maintenance And Repair	30,273.48
United Kingdom	Deloitte & Touche (London)	Legal Specialisms	1,065,681.00
United Kingdom	Bdo Stoy Hayward Ltd.	Legal Specialisms	960,799.00
United Kingdom	Cunningham Lindsey Internationl Ltd	Legal Specialisms	521,357.50
United Kingdom	Deloitte & Touche (London)	Legal Specialisms	343,868.30
United Kingdom	Cunningham Lindsey Internationl Ltd	Legal Specialisms	308,773.00
United Kingdom	Cunningham Lindsey Internationl Ltd	Legal Specialisms	262,424.00
United Kingdom	Bdo Stoy Hayward Ltd.	Legal Specialisms	234,336.00
United Kingdom	Bdo Stoy Hayward Ltd.	Legal Specialisms	219,570.00
United Kingdom	Deloitte & Touche (London)	Legal Specialisms	194,280.00
United Kingdom	Ccs Global	Legal Specialisms	163,130.00
United Kingdom	Ccs Global	Legal Specialisms	105,000.00
United Kingdom	Campos & Stratis Limited (Uk)	Legal Specialisms	34,217.00
United Kingdom	The Open University	Legal Specialisms	30,000.00
USA	Crowe Chizek & Company Lip	Legal Specialisms	1,077,004.00
USA	Industrial Economics Inc.	Legal Specialisms	1,051,017.00
USA	Crowe Chizek & Company Lip	Legal Specialisms	733,800.00
USA	Crowe Chizek & Company Lip	Legal Specialisms	510,919.75
USA	Crowe Chizek & Company Lip	Legal Specialisms	195,713.00
USA	Industrial Economics Inc.	Legal Specialisms	96,002.00
USA	Management Systems International	Management Training	42,700.00
USA	Management Systems International	Management Training	42,600.00
USA	Management Systems International	Management Training	35,700.00
USA	Endeavor Information Systems Inc.	Vendor-specific Software Support An	35,349.12
USA	Uno	Database Management Systems	30,000.00



**Major Subcontracts placed by Agency during 2002**  
(Contracts of USD 30,000 or more)

Agency/Country Procurement	Name of supplier	Description of goods (equipment)	Total Cost (USD)
<b>UNON</b>			
Bahrain	Translation World	Publi. Of The Arabic Version Of Global Environment Rep	42,120.00
Bahrain	Translation World	Translation Of English Version Of Global Environment Re	37,365.00
Bangladesh	Mawts	Manufacturing Of Vacu-tugs	51,750.00
Belgium	De Boecke Universite	Publishing Of The French Vs. Of Global Environment Rej	50,740.00
Canada	National Water Research Institute Of Canada	Assist Unep Gems/Water Collaborating Centre Activities	94,073.00
China	State Environmental Protection Administration	Publishing Of The Chinese Vs. Of Global Environment R	34,500.00
Iraq	Dstar Company	Construction Of 1 Road In Amedi District	1,088,100.00
Iraq	Muhammed Amin Barzinj. Company	Construction Of Fmul Shaye Sewer System	989,512.00
Iraq	Dstar Company	Construction Of Road In Amedi District	907,770.00
Iraq	Icon Company	Construction	842,186.50
Iraq	Isamail Aziz Company	Provision Of Services For Flats In Kasnazan	648,895.00
Iraq	Wshyar Company	Construction Of 80 Idp Flats In Binaslawa Collective Tow	621,325.00
Iraq	Razga Company	Resettlement Of 104 Idp Families Housing	602,178.00
Iraq	Rowshan Company	Construction Of Houses For Idp Families In Halabja Tow	580,699.00
Iraq	Duban Company	Construction Of 50 Houses For Idp Families In Terwanes	508,900.00
Iraq	Katow Company	Constr. Of 50 Houses For Idp Families In Bedeh	504,950.00
Iraq	Ako Company	Construction Of Civic Centre In Dokan Town	500,258.00
Iraq	Zaneen Company	Construction Of 56 Apartments For Idp Families	485,954.00
Iraq	Ashty Company	Construction Of 2 Schools For Idp Families In Bedeh	449,692.00
Iraq	Dizayee Company	Construction Of 56 Flats In Binaslawa Collective Town	433,741.00
Iraq	Silevani Company	Constr. Of 50 Houses For Idp Families In Brifka	429,600.00
Iraq	Dad Company	Construc. Of Houses For Idp Families In Chamanke	402,050.00
Iraq	Zinar Company	Constr. Of 42 Houses For Idp Families In Chamanke	398,937.00
Iraq	Shaqlawa Company	Construction Of Chamadiillos-sufava Road	398,590.00
Iraq	Artush Company	Construc. Of Houses For Idp Families In Khalika	388,858.50
Iraq	Assos Company	Construction Of Road In Shaqlawa District	384,380.00
Iraq	Aradin Company	Construc. Of Houses For Idp Families In Chamanke	384,090.00
Iraq	Handren Company	Constr. Of Houses For Idp Families In Chamanke	374,000.00
Iraq	Rezan Company	Constr. Of 38 Houses For Idp Families In Chamanke	366,984.00
Iraq	Sima Company	Construction Of 125 Self-built Houses In Delezian Area	353,125.00
Iraq	Mayi Company	Constr. Of Roads To Chamanke Settlement Centret	352,580.00
Iraq	Goran Company	Constr. Of 36 Houses For Idp Families In Chamanke	347,508.00
Iraq	Ary Company	Construction Of Two Schools In Salahaddin Sub-district	338,665.00
Iraq	Sana Company	Construction Of 46 Idp Houses In Delezian	337,249.00
Iraq	Zerak Company	Construction Of Houses In Delizian Area	334,290.00
Iraq	Tavan Company	Construction Of Houses In Delizian Area	329,670.00
Iraq	Balata Company	Construction Of School In Khalan	318,707.00
Iraq	Icon Company	Constr. Of Schools With Teacher's House In Kelan	316,402.80
Iraq	Kanx Company	Construction Of 125 Self-built Houses In Delezian Area	312,743.00
Iraq	Renas Company	Construction Of School In Qalladiza Town	309,917.00
Iraq	Hogeo Company	Construction Of Sewerage System To Street In Salahadc	304,670.00
Iraq	Parisi Company	Execution Of Anti-erosive Activities In Mataba 1	302,127.00
Iraq	Intersat Company	Constr. Of Schools And Teacher's Houses In Kelan, Man	293,547.50
Iraq	Hemdad Company	Construction Of School In Qalladiza Town	288,829.00
Iraq	Icon Company	Construction Of Civic Centre In Ble Village	288,053.00
Iraq	Betkar Company	Construction Of School In Brifka Settlement Center	275,425.00
Iraq	Koshsh Company	Construction Of 3 Hospitals With 4 S.h. In Darbandikhan	251,506.00
Iraq	Sangar Company	Construction Of Kindergarten In Penjween Town	247,765.00
Iraq	Heshu Company	School Renovation In Suleimaniyah Governorate	246,379.00
Iraq	Salar Company	Construction Of School In Zakho City	238,609.00
Iraq	Nooradin Company	Construction Of Student Houses In Raniyah And Qaladiz	236,917.00
Iraq	Harem Company	Construction Of 3 Student Houses In Sarochawa Town	233,358.00
Iraq	Lava Company	Construction Of Two Of 6-c Schools In Diskara & Qarago	230,061.00
Iraq	Kany Company	Construction Of Kindergarten In Darbandikhan Town	227,944.00
Iraq	Zinar Company	Constr. Of Two Schools With 4 Staff Houses Chamake	225,400.00
Iraq	Naz Company	Construction Of 9-c School In Hetit Settlement Center	225,040.50
Iraq	Al-mudaris Company	Construction Of Final Stage System In Khabat Quarter P	216,388.00
Iraq	Kaner Company	Constr. Of School & Student Houses In Qaderwa & Hana	215,074.00
Iraq	Koshsh Company	Construction Of S.h. For Medical Staff In Darbandikhan	210,680.00
Iraq	Reband Company	Construction Of School With 3 Student Houses In Qamta	202,774.00
Iraq	Kimam Company	Constr. Of 12-c School With T.h. For Idp Families In Akre	199,166.00
Iraq	Anwer Salih Yunis Company	Construction Of Agriculture Centre In Qaradagh Town	180,000.00
Iraq	Bekhal Company	Construction Of School In Arbaka And Kani Kirmanj Villag	166,194.00
Iraq	Emi-soma Holdings	Drilling, Installation, Development, Test Pumping In Bura	164,702.00
Iraq	Rekar Company	Renovation Of Dedawan, Jadida Zab & Topzawa School	160,508.00
Iraq	Shettna Company	School Renovation	157,941.00
Iraq	Hayran Company	School Renovation In Suleimaniyah Governorate	152,640.00
Iraq	Tanjaro Company	Constr. Of School With 2 Staff Houses In Qasha & Karez	145,961.00

**Major Subcontracts placed by Agency during 2002**  
(Contracts of USD 30,000 or more)

Agency/Country Procurement	Name of supplier	Description of goods (equipment)	Total Cost (USD)
<b>UNON (cont.)</b>			
Iraq	Dpu	Global Report On Human Settlement	129,000.00
Iraq	Golan Company	Construction Of Health Centre With S.h. In Shawez	113,728.00
Iraq	Mca Ireland	Provide Detailed Drawing To Un-habitat	100,000.00
Iraq	Al-haidary Company	Construction Of School In Khirwodan, Khirwata, Barbyan	97,384.00
Iraq	Meroz Company	Construction Of 3 Shops In Sherwaan Maen	88,758.00
Iraq	Abdul Illah Al-nakkash Company	Rehabilitation Of Al-wahda Water Treatment Reservoir	77,850.00
Japan	Kokkyo Naki	House Of Youth In Ho Chi Minh City	289,052.00
Kenya	Saint Austin's Service Station	Provision Of Un Staff Transportation	17,503,200.00
Kenya	Payless Car Hire & Tours Limited	Provision Of Un Staff Transportation	2,323,333.67
Kenya	Micos Drycleaners Limited	Dry Cleaning And Laundry Services	109,441.00
Kenya	Pegrume And Company Limited	Operation & Maintenance Of Pabx And Data Cabling	90,000.00
Kenya	Phase Technologies Limited	Maintenance Of Perimeter Security Systems	90,000.00
Kenya	Wells Fargo Limited	Provision Of Security Services (Dogs And Dog Handlers)	66,835.45
Kenya	Kinetic Controls Limited	Electrical And Mechanical Maintenance	62,537.26
Kenya	Professional Clean Care Limited	Provision Of Cleaning Services	60,581.22
Kenya	Rand Steel Company Limited	Provide Advice On Procurement Of Machinery In Iraq	60,000.00
Kenya	Diani Flowers And Landscaping	Provision Of Landscape And Gardening Services	49,481.39
Kenya	Itdg E.a.	Safer Cities Programme - Nairobi	47,200.00
Kenya	Apollo Tours & Travel Limited	Shuttle Services For Un Security Staff Members	36,923.00
Kenya	Bins Services Limited	Clinic Waste Disposal Services	30,000.00
Mexico	Ra Translations	Translation Of English Version Of Global Environment Re	49,000.00
Netherlands	Ihe Delft	Managing Water F. African Cities Training And Cap. Buil	274,412.00
New Zealand	Fraser Thomas	Consultancy For Bridge Design Unit	62,800.00
Norway	Grid-arendal	Operation And Maintenance Of A Fax/Voice Service	110,456.00
Norway	Grid-arendal	Operation And Maintenance Of A Fax/Voice Service	110,456.00
Norway	Grid-arendal	Operation Of Unepnet/Mercure Through Uic/Grid-arenda	100,000.00
Spain	Mundi-prensa Libros, S.a.	Publishing Of The Spanish Vs. Of Global Environment Re	32,500.00
United Kingdom	Smi (Distribution Services) Limited	Provision Of Storage & Marketing Of Unep	1,000,000.00
United Kingdom	Earthprint Limited	Pub. Of Africa Environment Report Report	394,705.00
United Kingdom	lied	Preparation Of State Of Water & Sanitation Rep.	144,318.00
United Kingdom	Mccallum Consultancy	Housing Policy And Shelter Government Of Bahrain Stra	57,645.00
USA	Multi-language Services Inc.	Translation Of English Version Of Global Environment Re	63,250.00
Zambia	Taisse	French And Proofreading Of Final Draft	72,550.00
Zambia	Insakancare International	Conduct Training Of Workshop On Value-based Water	40,000.00
Zambia	Zulu-burrow Limited	Community Based Solid Waste Management In Zambia	39,370.00
<b>UNOPS</b>			
Australia	G-tek Australia Pty Limited	Range Clearance Operations	181,690.00
Australia	Macquarie Research Ltd	Environment	30,646.00
Austria	Setec Engineering Gmbh & Co	Engineering Services	2,004,197.40
Austria	Wwf International Danube-carpathian	Environmental Protection . Undp/Gef Danube Regional P	143,415.00
Austria	Wwf International Danube-carpathian	Environmental Protection. Undp/Gef Danube Regional P	72,745.00
Austria	Wwf International Danube-carpathian	Environmental Protection. Undp/Gef Danube Regional Pr	50,650.00
Brazil	Cesar-centro De Estudos E Sistemas	Operations, Maintenance And Support	40,000.00
Canada	Canac Inc	Feasibility Studies	99,850.00
Canada	International Institute For Sustain	Trade And Business Services	99,184.27
Canada	Econoler International	Financial Engineering Training. Removal Of Barriers To E	42,470.64
Canada	Policy Research International	Technical Studies	41,000.00
Cote D'ivoire	Secc-societe D'expertise Comptable	Management	71,353.23
Denmark	Andersen Management International A	Technical Assistance And Advisory S	337,500.00
Denmark	CowI A/S	Legislative Process & Cooperation With Regional Legisla	275,168.12
Denmark	Ramboll	Environmental Protection.undp/Gef Danube Regional Pr	180,000.00
Denmark	Mahe Freight As	Airfreight Transport	150,000.00
Denmark	Astraconsult Aps	Good Governance - Project Formulation Mission	148,637.20
Dominica	The Dominica Save The Children Fund	Environmental Protection	242,036.78
Egypt	Arab Organization For Human Rights	General Management Services	252,630.00
Eritrea	Adulus Engineers And Contractors PI	Facility Renovations Ntc	2,712,249.30

**Major Subcontracts placed by Agency during 2002**  
(Contracts of USD 30,000 or more)

Agency/Country Procurement	Name of supplier	Description of goods (equipment)	Total Cost (USD)
<b>UNOPS (cont.)</b>			
Ethiopia	Organization Of African Unity	General Management Services	1,000,000.00
Finland	Soil And Water Ltd	Environment	282,405.00
France	Seureca Sa	Public Utilities	3,424,614.67
France	Handicap International	Explosive Ordnance Disposal Or Mine	77,050.60
France	Epsis-talaport Limited	Economics, Statistics, Feasibility,	48,000.00
Germany	Gfa - Terra Systems Gmbh	Environmental Protection. Undp/Gef Danube Regional Pr	450,000.00
Germany	Help	Contract Services With Help	100,000.00
Germany	Rodeco Consulting Gmbh	Environmental Protection. Year 2003.	59,950.00
Guyana	Caricom Secretariat	Trade And Business Services	368,000.00
Hungary	Regional Environmental Center For C	Environmental Protection .	121,375.00
India	Angelique International Limited	Construction - 2003 Obligation For All Lines 3 To 8	5,199,906.00
India	Summa Computer Aids And Eng	Development Of Administration Information System	238,900.00
India	Summa Computer Aids And Eng	Computer Related Services N.e.c.	40,583.00
Italy	Intersos	Construction	1,780,000.00
Italy	C. Lotti & Associati	Engineering Services	428,560.00
Italy	Idli (International Development Law	Training	40,000.00
Italy	Unesco/Twas/Third World Network Of	Nonconventional Energy Resources	40,000.00
Italy	Emergency Life Support	Emergency Life Support Ctrct	33,750.00
Italy	Idli (International Development Law	General Management Services	32,802.50
Jamaica	University Of West Indies, Uwiced	Subcontract With Uwiced	360,000.00
Jamaica	University Of West Indies, Uwiced	Trade And Business Services	353,000.00
Jamaica	University Of West Indies, Uwiced	Trade And Business Services	34,500.00
Japan	Infoplus Inc.	Trade And Business Services	48,374.00
Jordan	Centre For Environmental Health Act	Water Quality Monitoring Services - 1st Payment	437,780.00
Lebanon	Crtid	General Management Services	52,822.00
Malaysia	Clos Vert	Land, Plant And Soil Resources	30,000.00
Morocco	Associa Des Euvres Sociales Magistr	Service Industries	139,471.00
Mozambique	Zamco Lda	Architecture, Engineering, Construc	208,364.58
Mozambique	Construtora Do Mondego, Sarl	Architecture, Engineering, Construc	180,101.33
Mozambique	Marcleusa Construcoes, Lda	Architecture, Engineering, Construc	139,153.34
Mozambique	Abaco - Construcoes E Engenharia, L	Architecture, Engineering, Construc	97,067.27
Mozambique	Construtora Do Mondego, Sarl	Architecture, Engineering, Construc	79,720.33
Mozambique	Abaco - Construcoes E Engenharia, L	Architecture, Engineering, Construc	72,583.97
Mozambique	Abaco - Construcoes E Engenharia, L	Architecture, Engineering, Construc	72,241.80
Netherlands	Int'l Association For Evaluation Ed	Freight Forwarding	500,000.00
Netherlands	Adventures In Sustainable Nrg	Environment	63,000.00
Norway	Pricewaterhousecoopers Da (Norway)	Technical Assistance And Advisory S	241,645.00
Norway	Nupi (Norwegian Institute Of Intern	Human Rights	200,500.00
Norway	Agder University College, Faculty O	Secondary Teacher Training	97,976.00
Norway	Arntzen De Besche	Petroleum Policy	93,874.83
Norway	Nordic Consulting Group Ltd	Evaluation Des Systemes Fiscal Et Douanier, Phase Ii	89,227.40
Norway	Pricewaterhousecoopers Da (Norway)	Rehabilitation Of Blood Transfusion System, Inception Pt	58,030.00
Norway	Tv Communication	Television Programmes For Children	49,027.35
Russian Federation	Oao Promzdanii	Trade And Business Services	58,500.00
Senegal	Semis	Technical Studies	36,000.00
Slovenia	International Trust Fund For Demini	Explosive Ordnance Disposal Or Mine	296,890.93
Slovenia	International Trust Fund For Demini	Explosive Ordnance Disposal Or Mine	124,447.19
Slovakia	Def	Environment. Danube Environmental Forum (Def)	58,915.00
South Africa	Uxb Africa (Pty) Ltd	Trade And Business Services	2,400,000.00
South Africa	Anamazing Workshop Cc	Trade And Business Services	50,000.00
Sweden	Sweco International	Feasibility Study, Multi-purpose Use Of Shincata River	467,956.35
Sweden	Scanagri Ab	Maghreb Date Palm Project - Marketing Study	359,250.00

**Major Subcontracts placed by Agency during 2002**  
(Contracts of USD 30,000 or more)

Agency/Country Procurement	Name of supplier	Description of goods (equipment)	Total Cost (USD)
<b>UNOPS (cont.)</b>			
Sweden	Tps Termiska Processer Ab	Sugarcane Biomass Generation, Pre-design Study	320,174.62
Sweden	Orgut Consulting Ab	Environmental Training For Preservation Of Natural Resc	229,530.00
Sweden	Unep/Grid-arendal	Environment	180,000.00
Sweden	Sipu	Strengthening Of Decentralization And Local Governanc	179,060.00
Sweden	International Institute For Industr	Energy Policy And Management	155,000.00
Sweden	Swedish Rescue Services Agency	Srsa Ctrct F/Mine Detection Dog Specialist	116,414.44
Sweden	Hifab International Ab	Educational Credit System	74,348.00
Switzerland	Centre For Development And Environm	Mapping	210,992.86
Switzerland	Mannet S.a.r.l.	Evaluation	186,789.00
Uganda	Forum For Women In Democr	Capacity Building 2002 Portion	30,000.00
Ukraine	Ukrainian Land And Resource Managem	Ulrnc - National Reports And State Of The Dnieper Repr	59,483.00
United Kingdom	Birdlife International	Environmental Protection	361,111.00
United Kingdom	Exploration Logistics Group Plc	Support To The Deployment Of A Mechanical Capacity C	232,393.00
United Kingdom	Mines Advisory Group	Technical Survey	221,239.00
United Kingdom	Loughborough University/Wedc	Environmental Management	211,987.48
United Kingdom	Mines Advisory Group	Explosive Ordnance Disposal Or Mine	165,100.60
United Kingdom	Cranfield University	Management Training	115,801.00
United Kingdom	Wadham College, Oxford	Trade And Business Services	90,784.00
United Kingdom	Scott Wilson Piesold Ltd	Energy Resources	55,656.00
United Kingdom	Mines Advisory Group	Explosive Ordnance Disposal Or Mine	55,027.94
United Kingdom	University Of Oxford	Trade And Business Services	52,855.00
United Kingdom	Scott Wilson Piesold Ltd	Project Reinvigoration And Maximising The Potential For	52,500.00
United Kingdom	Liverpool Associates In Tropical Me	Diseases, Disease Prevention And Co	49,295.78
United Kingdom	Ghk International Ltd	Environmental Management	41,133.00
USA	Resident Representative (Generic)	Construction Work And Site Manageme	5,060,444.14
USA	Rappa Inc	Environment	984,405.40
USA	Takara Systems	Computer Related Services N.e.c.	747,576.00
USA	Transnational Computer Technology (	Computer Related Services N.e.c.	452,000.00
USA	Survey Action Center	Supervise/Monitor Surveys	445,000.00
USA	Resident Representative (Generic)	International Law	347,214.53
USA	Resident Representative (Generic)	Computer Training	342,601.49
USA	Tve-television For The Environment	Radio Communications And Television/Tve 2002	289,975.21
USA	Resident Representative (Generic)	Rural Development	195,797.00
USA	Resident Representative (Generic)	Construction Work And Site Manageme	176,429.63
USA	Real Design Associates Inc	To Perform Consulting Services In Respect Of The Deve	164,718.00
USA	Resident Representative (Generic)	Environmental Engineering, Science	158,000.00
USA	Fazila Maroofi	Leasing Or Rental Services	144,000.00
USA	Accion International	Regional Development. Microfinance, Small-business En	136,350.00
USA	Survey Action Center	Trade And Business Services	135,600.00
USA	Communications Development Inc. (Cd	Editorial Services	124,450.00
USA	Real Design Associates Inc	Designing Of Visualcomponents Of Internet Web Sites	121,963.00
USA	Survey Action Center	Supervise/Monitor Surveys	118,246.00
USA	Cdi Corporation	Information Technology	116,400.00
USA	Kuehne And Nagel Inc	Multimodal Shipment. Seafreight To Bandar Abbas, Gro	113,606.06
USA	Communications Development Inc. (Cd	Printing Services	99,750.00
USA	Resident Representative (Generic)	Supervision Of Construction Quetzaltenango	96,782.00
USA	Resident Representative (Generic)	Construction	96,689.06
USA	Resident Representative (Generic)	Construction Work And Site Manageme	95,438.56
USA	Survey Action Center	Trade And Business Services	95,000.00
USA	G Quinn Information Design	Graphic Design	91,925.00
USA	Resident Representative (Generic)	Installation Of Machinery And Equip	86,440.00
USA	Resident Representative (Generic)	Special Humanitarian Assistance	85,366.63
USA	Resident Representative (Generic)	Environment	75,000.00
USA	Georgetown University	Social Problems	73,980.00
USA	Technology Consulting Group Inc	Technical Studies	72,824.00
USA	Training Resources Group	Training	69,750.00
USA	Morse Associates Inc	Environment	69,500.00
USA	Resident Representative (Generic)	System Installation	66,324.00
USA	Resident Representative (Generic)	System Installation	66,324.00
USA	It Power Us Inc	Energy Policy And Management	60,500.00
USA	The Earth Institute At Columbia	Development, General	60,000.00
USA	Resident Representative (Generic)	Water Resources Development/ Trib Senegal	53,900.00
USA	Abacus International Management	Technical Studies (Human Security)	53,511.00
USA	Communications Development Inc. (Cd	Printing, Publishing And Bookbindin	51,000.00
USA	Center For Global Development	Development, General	50,000.00
USA	Fe Clean Energy Group Incorporated	Environment	50,000.00
USA	Yale University	Environmental Management	49,300.00

**Major Subcontracts placed by Agency during 2002**  
(Contracts of USD 30,000 or more)

Agency/Country Procurement	Name of supplier	Description of goods (equipment)	Total Cost (USD)
<b>UNOPS (cont.)</b>			
USA	Resident Representative (Generic)	Environment	47,796.00
USA	Resident Representative (Generic)	Environmental Engineering, Science	47,600.00
USA	Resident Representative (Generic)	Printing, Publishing And Bookbindin	45,500.00
USA	Partnership For Transparency Fund	Ngo Grants	45,045.00
USA	Women's Environment And Development	Social Development. Investing In Woman	45,000.00
USA	Resident Representative (Generic)	Feasibility Studies	44,192.00
USA	Resident Representative (Generic)	Rural Development	43,902.00
USA	Automated Graphic Systems Inc (Ct)	Printing, Publishing And Bookbindin	42,450.00
USA	Resident Representative (Generic)	Technical Studies	41,944.00
USA	Resident Representative (Generic)		41,146.00
USA	Esolutionnow, Llc	Information Services	40,000.00
USA	Hitek Computer Systems	Freight Forwarding	40,000.00
USA	Resident Representative (Generic)	Rural Development	39,400.00
USA	Corpo Graphics Inc	Printing Services	37,620.00
USA	Stockholm Environmental Institute/T	Technical Studies	37,158.11
USA	Resource Mobilization Advisors	Legal Services	37,000.00
USA	Resident Representative (Generic)	Rural Development	34,800.00
USA	Resident Representative (Generic)	Rural Development	33,473.00
USA	Harper And Case	Computer Related Services N.e.c.	33,075.00
USA	Resident Representative (Generic)	Rural Development	33,000.00
USA	Automated Graphic Systems Inc (Ct)	Printing, Publishing And Bookbindin	32,564.54
USA	Resident Representative (Generic)	Rural Development	32,400.00
USA	Resident Representative (Generic)	Economic Policy	32,000.00
USA	Resident Representative (Generic)	Training, Other	31,400.00
USA	Esolutionnow, Llc	Group Work	30,000.00
Zimbabwe	International Capital Corporation	Development Finance	88,000.00
<b>UNOV</b>			
Austria	European Telecom	Telephone line provider/Services	239,601.47
Austria	CANON GMBH	Photocopying Services	228,571.43
Austria	SPRING G3 Worlwide Mail Services GmbH	Pouch services	199,299.94
Austria	Gruenling GmbH	Stationery provider	182,201.48
Austria	Wachtel & Partner	Graphic & Art Design Services	140,473.63
Austria	ICU New Media Agency	Graphic & Art Design Services	93,953.60
Austria	XEROX Austria GmbH	Photocopying Services	91,171.06
Austria	KATSI Koni Ameri Information Technologies	Consultant Company	73,700.00
Austria	SIEMENS Business Service GmbH	UNIX Maintenance Contract	57,104.00
Austria	Ferdinand Berger & Soehne GmbH	Printing services	45,523.14
Austria	T-Systems Debis Systemhaus CAE	Maintenance of Compaq Servers/Catalyst6009	36,310.84
Austria	Hewlett Packard GmbH	HP Server Maintenance	34,895.24
Austria	COMPECO Handels GmbH	Maintenance of AS 400	34,710.74
Austria	Josef Neuburg & Soehne	Laudry Services	30,389.79
Austria	Topcall International GmbH	Topcall Services/Maintenance	30,297.51
Austria	SYBASE EDV-Systeme	ASE Maintenance	30,101.07
Germany	PeopleSoft GesmbH	PeopleSoft Software Maintenance	57,330.00
Germany	Lexis Nexis	Library Network Services	42,874.07
United Kingdom	Tempelton & Partners	Consultant Company	92,778.35
United Kingdom	First IT People Limited	Consultant Company	63,042.35
<b>UNU</b>			
Japan	Sanko Inc.	Building Maintenance & Operation	93,000.00
Japan	Yamatake Building System	Maintenance For Automatic Control System	48,000.00
Japan	Shin	Replacement Of Humidifier Parts	32,000.00
<b>UNV</b>			
Belguim	Sita Cooperative Society	Network Services	60,000.00
Germany	Westours	Travel Agency Services	1,805,000.00
Germany	SWB	Electricity	205,400.00
Germany	MCI Worldcom	Telephone Services	205,000.00
Germany	Koetter Security	Security Services	183,400.00
Germany	Elektro Wimmer	Electrical Installatins	160,600.00
Germany	Germania	Cleaning Services	124,200.00
Germany	Deutsche Telekom	Telephone Services	85,900.00
Germany	DeTeLine	Firewall Consultation And Installation	71,000.00
Germany	Schwibbert Inc.	Building Renovation Works	68,200.00
Germany	ComSys	Network Upgrade	62,000.00
Germany	Tenovis	Telephone System Management	42,500.00
Germany	Ascom	Mail Franking	35,000.00

**Major Subcontracts placed by Agency during 2002**  
(Contracts of USD 30,000 or more)

Agency/Country Procurement	Name of supplier	Description of goods (equipment)	Total Cost (USD)
<b>UNV (cont.)</b>			
Germany	Otto-Benneke-Stiftung	Utility Charges	31,600.00
<b>WFP</b>			
Angola	Intersos - Luanda	Food Security Bengo Project	108,000.00
Bangladesh	Food Security For Vulnerable Group	Technical Study	400,000.00
Belgium	Linkage International	Hr Management Planning Review Project	100,000.00
Belgium	Sita	Sita Data Transmission	31,000.00
Ethiopia	Bureau Of Agriculture Of Ahmara	Training Of Da And Farmers	134,000.00
Ethiopia	Save The Children	School Feeding Project	75,000.00
France	Commissaire Aux Comptes	External Audit Fees	100,000.00
Kenya	Caltex Oil	Fuel Services	3,232,000.00
Kenya	Total Kenya	Fuel	720,106.00
Kenya	Civicon	Diesel Fuel	312,000.00
Kenya	Africa Expeditions	Provisioning Of Meals And Lodging To Air Crew	172,000.00
Kenya	Kate Camp Ltd	Provisioning Of Meals And Lodging To Air Crew	117,000.00
Kenya	Azicon Engineering	Telecommunications Services	57,000.00
Kenya	Navocom Limited	Telecommunications	48,000.00
Kenya	Loki Camp	Provisioning Of Meals And Lodging To Air Crew	27,000.00
India	Disaster Mitigation Institute	Technical Study	49,000.00
India	Care India	Health & Nutrition Project	44,000.00
India	Centre For Media Studies	Technical Study	30,000.00
Italy	Ibm Italia	Wings Implementation	6,565,000.00
Italy	Telespazio	Satellite Communications	1,163,000.00
Italy	Ibm Italia	Ams Services	728,000.00
Italy	Entreprise Ericsson	Telecommunications Services	280,000.00
Italy	Securpol	Security Services	175,000.00
Italy	Ibm Italia	Lotus Maintenance	171,000.00
Italy	Ibm Italia	Sap Maintenance For Y/2002	168,000.00
Italy	La Tecnica	Building Maintenance	150,000.00
Italy	Sivet	Pc Hardware Maintenance	124,000.00
Italy	Global Knowledge	Training Software	82,000.00
Italy	Eurolit	Printing Of Publications	62,000.00
Italy	Ikonos	Training Module And Strategy	45,000.00
Italy	Rinaldi	Shipment Of Material/Goods To Co	43,000.00
Italy	Oracle	Software Maintenance	32,000.00
Netherlands	Femconsult	Technical Review	287,000.00
Netherlands	Xantic	Satellite Traffic	209,000.00
Netherlands	Haskoning Nederland	Special Operations Review Study	84,000.00
Nicaragua	Pine Mecd	Reimbursement For Distribution Of Food	117,000.00
Norway	Telenor B.services	Satellite Traffic	259,000.00
Pakistan	Bilal Flour & General Mills	Milling Services	49,000.00
Singapore	Roche Vitamins Asia	Vitamin Premix	67,000.00
South Africa	Malitaba	Prevention Of Sexual Exploitation Study	194,000.00
South Africa	Plessey	Vsat Telecommunications Services	87,000.00
Sweden	Swedish Satellite	V-sat	1,039,000.00
Switzerland	Young & Rubicam	Communications/Media Services	92,000.00
Thailand	Asian Disaster Preparedness Centre	Training	32,000.00
Uganda	Phoenix Trading Co	Camping & Catering Services	40,500.00
United Kingdom	The College Of Petroleum Energy	Corporate Fuel Procurement Training	60,000.00
United Kingdom	Financial Analysis Studies	Cambridge Associates	31,000.00
USA	Internation Food Policy Research	Food Aid Leakage Study	247,000.00
USA	Hewitt Associates Llc	Actuarial Study On Asset/Liability	150,000.00
Uzbekistan	Maxx Logistics N.v.	Vehicles Spare Parts Services	68,000.00

**Major Subcontracts placed by Agency during 2002**  
(Contracts of USD 30,000 or more)

Agency/Country Procurement	Name of supplier	Description of goods (equipment)	Total Cost (USD)
<b>WMO</b>			
Germany	Meteo Weather Service	Development Of The Model Output Statistic Scheme	74,730.00
Germany	Gkss-forschungszentrum Geesthacht	Support The Wave Model, Exchange Of Know How And	38,020.00
<b>WMO (cont.)</b>			
MEXICO	Planeación, Sistemas Y Control	Redesign Of Eight Hydroclimatological Networks	59,070.00
USA	Environmental Systems Research	Maintenance And Upgrade For Windows Of Geographic	49,430.00
<b>WTO</b>			
Spain		Mainly Travel Agencies, Tour-operators	32,383.61

# **TOP TEN ITEMS/PRODUCT GROUPS**

**All Sources of Funding**

**(UN SYSTEM)**





**TOP TEN ITEMS/PRODUCT GROUPS PROCURED BY AGENCY DURING 2002**

**Agency: ECA**

Rank	Items/Product Group	No. of PO's	Value (USD)
1	Computer hardware and software	28	\$698,746.88
2	Office supplies and spare parts	32	\$514,994.15
3	Office furniture and equipment	30	\$441,386.05
4	Printing and publishing supplies	7	\$215,706.59
5	Electrical materials and equipment	10	\$204,443.44
6	Medical equipment	3	\$144,817.13
7	Medicine	37	\$102,460.97
8	Vehilces	3	\$81,756.65
9	Building materials	14	\$79,203.57
10	Cleaning and sanitary supplies	5	\$60,691.16
<b>Total number of purchase orders raised during 2002:</b>		<b>169</b>	<b>2,544,206.59</b>

**Agency: ECLAC**

Rank	Items/Product Group	No. of PO's	Value (USD)
1	Cleaning Services	9	\$190,701.53
2	Pc Hardware Maintenance And Support	3	\$140,283.69
3	Micro-computers	13	\$111,730.66
4	Furniture	2	\$87,337.15
5	Printing And Bookbinding Equipment	9	\$83,917.03
6	Printing Services	17	\$83,282.13
7	Fire Installations Maintenance And Repair	1	\$80,276.60
8	Expendables For Use With Edp Equipment	7	\$72,689.42
9	Data Processing Services	7	\$67,764.05
10	Pc Software General	8	\$65,615.89
<b>Total number of purchase orders raised during 2002:</b>		<b>76</b>	<b>983,598.15</b>

**Agency: ESCAP**

Rank	Items/Product Group	No. of PO's	Value (USD)
1	Publications	130	\$202,990.12
2	General Construction Services	8	\$188,740.84
3	Services, Others	65	\$169,678.35
4	Cleaning Services	3	\$146,393.86
5	Building Maintenance, Others	11	\$118,609.05
6	Servers	5	\$84,152.68
7	Maintenance/Repair, Copers	20	\$73,230.08
8	Security, others	3	\$70,363.47
9	PC, Desktop	16	\$69,625.35
10	Electrical System Maintenance	3	\$68,461.38
<b>Total number of purchase orders raised during 2002:</b>		<b>264</b>	<b>1,192,245.18</b>

**Agency: ESCWA**

Rank	Items/Product Group	No. of PO's	Value (USD)
1	Building Management Unit	85	\$703,939.60
2	Electronic Data Processing Unit	65	\$475,411.16
3	Personnel Section	7	\$157,444.86
4	Communications Unit	31	\$110,759.85
5	Security Unit/GSS/Securitas	3	\$108,110.70
6	Conference Services Section	16	\$71,846.83
7	Security Unit	5	\$66,787.23
8	Stores	22	\$31,599.14
9	SDIPD	16	\$29,966.20
10	Budget & Finance	7	\$27,638.92
<b>Total number of purchase orders raised during 2002:</b>		<b>257</b>	<b>1,783,504.49</b>

**Agency: FAO**

Rank	Items/Product Group	No. of PO's	Value (USD)
1	Machinery, Special Purpose (44)	138	\$34,053,269.38
2	Agricultural Products (01)	119	\$9,983,353.06
3	Transport Equipment (49)	134	\$7,315,032.84
4	Other	122	\$6,533,868.57
5	Basic Chemicals (34)	54	\$5,406,274.85
6	Pharmaceuticals And Vaccines (35)	83	\$5,215,256.59
7	Office/Computer Machinery (45)	702	\$4,982,530.65
8	Medical Appliances (48)	113	\$3,465,721.19
9	Machinery, General Purpose (43)	16	\$3,135,261.10
10	Fabricated Metal Prods, Not Mach. & Equip.	33	\$2,710,973.00
<b>Total number of purchase orders raised during 2002:</b>		<b>1,514</b>	<b>82,801,541.23</b>

**TOP TEN ITEMS/PRODUCT GROUPS PROCURED BY AGENCY DURING 2002**

**Agency: IAEA**

Rank	Items/Product Group	No. of PO's	Value (USD)
1	Nuclear Research / Radiation Monitoring Instruments	317	\$4690656.35
2	Laboratory Equipment and Supplies	753	\$4370256.44
3	Gamma Camera	11	\$1536211.51
4	Nuclear Medicine Equipment	147	\$1163476.74
5	Services, Technical	42	\$1146282.89
6	Reactor, Fuel	1	\$1133000.00
7	Entomological Equipment & Supplies	78	\$1012089.63
8	Spares	178	\$983178.04
9	Chemicals	279	\$898048.30
10	TLD Reader	12	\$784317.56
<b>Total number of purchase orders raised during 2002:</b>		<b>1,818</b>	<b>0.00</b>
		<b>3,794</b>	

**Agency: IAEA T.T Goods**

Rank	Items/Product Group	No. of PO's	Value (USD)
1	Surveillance/Control Systems	36	\$9,147,205.00
2	Measuring, Checking And Testing Instruments And Appliances	84	\$2,877,654.00
3	Processing Units For Edp And Accessories And Parts Thereof	481	\$2,458,448.00
4	Laboratory Equipment	99	\$1,748,907.00
5	Software, Computer, Including Manuals	383	\$1,632,459.00
6	Input/Output Units For Edp, Accessories And Parts Thereof	524	\$887,042.00
7	Photographic Equipment; Optical, Measuring And Testing Equip	42	\$817,130.00
8	Furniture	107	\$536,133.00
9	Pulp, Paper And Paperboard	169	\$437,730.00
10	Expendables And Accessories For Use With Edp Equipment	312	\$423,209.00
<b>Total number of purchase orders raised during 2002:</b>		<b>2,237</b>	<b>20,965,917.00</b>

**Agency: IAEA T. T Services**

Rank	Items/Product Group	No. of PO's	Value (USD)
1	Engineering Services	38	\$2,053,515.00
2	Special Purpose Equip. & Machinery Maintenance And Repair	257	\$1,742,213.00
3	Installation Of Machinery And Equipment	51	\$1,491,911.00
4	Automation Strategies And Mis	16	\$1,268,254.00
5	Leasing Or Rental Services	40	\$1,013,736.00
6	Quality Control	27	\$882,338.00
7	Vocational Training	52	\$517,454.00
8	Telecommunications	18	\$463,025.00
9	Operations, Maintenance And Support	43	\$381,919.00
10	General Building Maintenance	27	\$372,418.00
<b>Total number of purchase orders raised during 2002:</b>		<b>569</b>	<b>10,186,783.00</b>

**Agency: IAPSO**

Rank	Items/Product Group	No. of PO's	Value (USD)
1	Motor Vehicles		\$40,317,561.99
2	TB Drugs		\$14,817,053.46
3	Freight/Transport		\$8,103,077.80
4	Services		\$4,638,118.02
5	IT Equipment & Supplies		\$2,723,292.70
6	Technical Equipment		\$2,526,670.95
7	Heavy Vehicles		\$2,003,927.69
8	Others		\$1,552,128.08
9	Software Licenses		\$1,479,725.03
10	Office Equipment & Supplies		\$991,262.70
<b>Total number of purchase orders raised during 2002:</b>		<b>0</b>	<b>79,152,818.42</b>

**Agency: ICAO**

Rank	Items/Product Group	No. of PO's	Value (USD)
1	Radar	N/A	\$5,879,614
2	Radar	N/A	\$4,738,842
3	Digital Multiservice Switched Access Multiplexer	N/A	\$3,900,000
4	Personnel Services	N/A	\$3,287,788
5	ACC Building Construction	N/A	\$1,473,052
6	HF SSB	N/A	\$1,399,884
7	AWOS/RVR	N/A	\$922,575
8	ACC Upgrade Hardware/software	N/A	\$644,000
9	AWOS	N/A	\$600,277
10	AWOS/RVR	N/A	\$581,913
<b>Total number of purchase orders raised during 2002:</b>		<b>0</b>	<b>\$23,427,945.00</b>

**Total number of purchase orders raised during 2002: N/A**

**TOP TEN ITEMS/PRODUCT GROUPS PROCURED BY AGENCY DURING 2002**

**Agency: ILO**

Rank	Items/Product Group	No. of PO's	Value (USD)
1	Personal Computers And Accessories	602	\$2,873,185.00
2	Building Maintenance Equipment	386	\$1,459,539.00
3	Office Furniture	61	\$838,952.00
4	Office Supplies	96	\$580,500.00
5	Motor Vehicles	21	\$282,340.00
6	Office Machines And Photocopiers	29	\$537,261.00
7	Educational And Training Equipment	34	\$427,726.00
8	Miscellaneous	27	\$96723.00
9			
10			
<b>Total number of purchase orders raised during 2002:</b>		<b>1,256</b>	<b>6,999,503.00</b>
		<b>1,256</b>	<b>7,096,226</b>

**Agency: ITU**

Rank	Items/Product Group	No. of PO's	Value (USD)
1	Software/Hardware	38	\$363,777.10
2	Vehicles	2	\$216,055.00
3	Services/Training (Formations, Negotiations, Consulting, Trad.)	14	\$103,288.50
4	Office Equipment/Works	44	\$89,366.20
5	Miscellaneous	11	\$53,131.40
6	Publications/Study	8	\$10,142.80
7			
8			
9			
10			
<b>Total number of purchase orders raised during 2002:</b>		<b>117</b>	<b>835,761.00</b>
		<b>117</b>	<b>835,761</b>

**Agency: PAHO**

Rank	Items/Product Group	No. of PO's	Value (USD)
1	Vaccines		\$125,749,228
2	Pharmaceuticals		\$13,500,202
3	Freight Charges		\$9,823,090
4	Agrochemicals		\$7,253,831
5	Contractual Services		\$6,774,831
6	Computer Supplies and Equipment		\$3,491,353
7	Syringes and Needles		\$3,024,578
8	Laboratory, Reagents and Culture Media		\$2,089,669
9	Printing Supplies, Equipment and Services		\$1,587,917
10	Laboratory Supplies and Equipment		\$1,120,306
<b>Total number of purchase orders raised during 2002:</b>		<b>0</b>	<b>174,415,005.00</b>

**Agency: UNCHR**

Rank	Items/Product Group	No. of PO's	Value (USD)
1	Freight For Purchase Of Goods*	899	\$11,596,253.00
2	Pickups And 4wds	121	\$10,328,235.00
3	Sawn Timber (Planks/Cross Beams)	16	\$9,570,318.00
4	Corporate Services	135	\$7,518,563.00
5	Telecommunications Equipment	259	\$4,821,432.00
6	Reinforced Plastic Tarpaulins	40	\$4,014,523.00
7	Blankets	42	\$3,408,098.00
8	Specialised Vehicles	33	\$3,364,537.00
9	Tents Double Fly	20	\$3,282,596.00
10	Kitchen Sets	20	\$2,152,703.00
<b>Total number of purchase orders raised during 2002:</b>		<b>1,585</b>	<b>60,057,258.00</b>
		<b>1,783</b>	<b>82,013,098</b>

**Agency: UNCTAD**

Rank	Items/Product Group	No. of PO's	Value (USD)
1	Economic and Trade Advisory Services	8	\$279,250.00
2	Computer, Hardware and Software	15	\$159,458.61
3	Hotel Reservation	5	\$73,228.00
4	Vehicle	2	\$47,186.23
5	Seminar and Conference Servicing	11	\$43,285.00
6	Printing Services	6	\$33,056.00
7	Writing Services	2	\$27,828.00
8	Audio Video Equipment	5	\$24,974.30
9	Training	2	\$17,800.00
10	Office Machine	3	\$13,343.99
<b>Total number of purchase orders raised during 2002:</b>		<b>59</b>	<b>719,410.13</b>

**Agency: UNESCO**

Rank	Items/Product Group	No. of PO's	Value (USD)
1	Computer equipment	14	\$4,677,400.00
2	Scientific equipment & supplies	22	\$4,127,332.00
3	Printing, audio-visual equipment	10	\$3,199,077.00
4	Paper materials and products	2	\$2,496,434.00
5	Vehicles & components	5	\$2,108,015.00
6	Tools and general machinery	3	\$1,761,393.00
7	Building/construction machines & supplies	6	\$1,515,542.00
8	Office equipment & supplies	6	\$1,201,847.00
9	Music & recreation equipment & supplies	10	\$697,931.00
10	Furniture and furnishing	5	\$483,086.00
<b>Total number of purchase orders raised during 2002:</b>		<b>83</b>	<b>22,268,057.00</b>
		<b>N/A</b>	

**TOP TEN ITEMS/PRODUCT GROUPS PROCURED BY AGENCY DURING 2002**

**Agency: UNFPA**

Rank	Items/Product Group	No. of PO's	Value (USD)
1	Contraceptives	63	\$13,708,934.00
2	Contraceptives	71	\$5,640,485.00
3	Vehicles	59	\$4,539,819.00
4	Contraceptives	24	\$4,412,329.00
5	Contraceptives	21	\$3,010,850.00
6	Contraceptives	22	\$2,742,039.00
7	Technical Services	2	\$2,478,115.00
8	Medical Equipment	18	\$2,464,303.24
9	Contraceptives	24	\$2,221,796.00
10	Pharmaceuticals	21	\$2,203,246.00
<b>Total number of purchase orders raised during 2002:</b>		<b>1,300</b>	<b>43,421,916.24</b>

**Agency: UNOG**

Rank	Items/Product Group	No. of PO's	Value (USD)
1	Legal Aspects	117	\$10,612,789.41
2	General Building Maintenance	188	\$7,145,809.27
3	Leasing Or Rental Services	108	\$3,299,060.04
4	Leasing Or Rental Services	254	\$1,737,056.29
5	Office, Computer And Communication	309	\$1,026,733.81
6	Operations, Maintenance And Support	80	\$1,017,781.60
7	Newsprint, Hand Made-paper And Punc	158	\$899,250.33
8	Motor Vehicles, Passenger, Other	13	\$845,127.39
9	Printing, Publishing And Bookbindir	192	\$838,545.32
10	Telephone Services	42	\$831,956.51
<b>Total number of purchase orders raised during 2002:</b>		<b>1,461</b>	<b>28,254,109.98</b>

**Agency: UNON**

Rank	Items/Product Group	No. of PO's	Value (USD)
1	PROJECT SUPPLIES	2	\$6,460,505.10
2	PROJECT EQUIPMENTS	2	\$2,754,461.00
3	OFFICE EQUIPMENT	121	\$2,246,888.97
4	PETROL	13	\$1,549,163.66
5	OFFICE SUPPLIES	336	\$1,107,663.01
6	SOFTWARE	48	\$452,434.26
7	PRINTING SERVICES	31	\$399,579.64
8	MOTOR VEHICLES	6	\$388,864.78
9	PERSONAL COMPUTERS	56	\$359,143.84
10	BUILDING MATERIALS	46	\$329,901.73
<b>Total number of purchase orders raised during 2002:</b>		<b>1,140</b>	<b>16,048,605.99</b>

**Agency: UNOPS**

Rank	Items/Product Group	No. of PO's	Value (USD)
1	Motor Vehicles And Parts And Accessories Thereof	51	\$15,753,003.90
2	Construction	7	\$12,505,689.39
3	Machinery, Special Purpose, Other And Parts Thereof	83	\$10,754,804.43
4	Agriculture Machinery And Parts Thereof	8	\$9,257,028.50
5	Fertilizers	7	\$8,349,182.47
6	Iron And Steel Products, Rolled, Drawn And Foldec	38	\$7,889,247.09
7	Measuring, Checking And Testing Instruments And Appliances	5	\$4,357,288.24
8	Cement, Lime And Plaster	20	\$4,323,095.89
9	Public Utilities	4	\$4,143,546.17
10	Trade And Business Services	12	\$4,134,442.27
<b>Total number of purchase orders raised during 2002:</b>		<b>235</b>	<b>81,467,328.35</b>

**Agency: UNOV**

Rank	Items/Product Group	No. of PO's	Value (USD)
1	452000 Processing Units for EDP		\$579,171.28
2	451000 Office and Accounting		\$319,742.49
3	454000 Input/Output units for EDF		\$206,357.60
4	369000 Plastic Products n.e.c		\$182,201.48
5	321000 Pulp Paper and Paperboard		\$129,477.91
6	458000 Software Computer		\$92,454.42
7	467000 Telecommunication		\$46,273.17
8	491000 Motor vehicles and parts		\$30,642.03
9	472000 Radio & Television		\$20,711.80
10	462000 Electricity Distribution		\$19,849.78
<b>Total number of purchase orders raised during 2002:</b>		<b>0</b>	<b>1,626,881.96</b>

**Agency: UNRWA**

Rank	Items/Product Group	No. of PO's	Value (USD)
1	Flour	13	\$14,439,316.39
2	Equipment	1,381	\$6,618,359.81
3	Misc. Non-Cat. Supplies	1,293	\$5,839,573.17
4	Whole Milk	10	\$5,291,909.95
5	Drugs and Chemicals	268	\$4,527,087.65
6	Misc. Non-Cat. Text Books	43	\$3,776,439.57
7	Oils	15	\$3,731,144.20
8	Sugar	16	\$2,824,231.89
9	Rice	21	\$2,636,006.40
10	Vehicles	31	\$2,444,445.24
<b>Total number of purchase orders raised during 2002:</b>		<b>3,091</b>	<b>52,128,514.26</b>

**TOP TEN ITEMS/PRODUCT GROUPS PROCURED BY AGENCY DURING 2002**

**Agency: UNU**

Rank	Items/Product Group	No. of PO's	Value (USD)
1	Facility Maintenance Services & Its Operation	77	\$245,902.00
2	Fhardware & Software Supply	76	\$158,032.00
3	Catering Services	23	\$55,203.00
4	Shin	6	\$47,004.00
5	Omega Communications	7	\$44,484.00
6	Tokyo Matsushita System	8	\$44,267.00
7	Jica Shuppankai	1	\$39,636.00
8	Nhk Joho Network	14	\$36,530.00
9	Toppam Forms	54	\$32,068.00
10	Lily Colour	35	\$29,291.00
<b>Total number of purchase orders raised during 2002:</b>		<b>602</b>	<b>732,417.00</b>

**Agency: UNV**

Rank	Items/Product Group	No. of PO's	Value (USD)
1	Telephone Services	3	\$333,250.00
2	Computer Installations and Consulting	2	\$292,600
3	Utilities	4	\$260,140.00
4	Security Services	2	\$191,400.00
5	Cleaning Services	1	\$178,300.00
6	Electrical Installations	1	\$161,000.00
7	Computer Hardware	3	\$159,600.00
8	Computer Software	1	\$110,100.00
9	Computer Servers	1	\$109,000.00
10	Facility Renovation Services	2	\$68,200.00
<b>Total number of purchase orders raised during 2002:</b>		<b>119</b>	<b>1,570,990.00</b>

**Agency: WFP**

Rank	Items/Product Group	No. of PO's	Value (USD)
1	TRANSPORT		\$386.41
2	FOOD		\$307.47
3	SERVICES		\$51.66
4	VEHICLES		\$25.83
5	RAPID RESPONSE		\$18.66
6	FUEL		\$17.22
7	IT/IC		\$15.79
8	OFFICE		\$10.05
9	OTHER		\$4.31
10			
<b>Total number of purchase orders raised during 2002:</b>		<b>0</b>	<b>837.40</b>

**Agency: WHO**

Rank	Items/Product Group	No. of PO's	Value (USD)
1	HOSPITAL EQUIPMENT	56	\$11,397,566.00
2	VEHICLES	211	\$7,417,888.00
3	X-RAY EQUIPMENT	22	\$5,669,863.00
4	MISC DRUGS	318	\$5,284,705.00
5	DATA PROCESSING SYSTEMS AND TELEX	1,342	\$5,023,879.00
6	LABORATORY EQUIPMENT	724	\$4,068,065.00
7	ORTOPAEDIC EQUIPMENT	2	\$3,601,381.00
8	VACCINES	274	\$3,191,004.00
9	AUDIOMETRY	5	\$3,120,348.00
10	PESTICIDES	62	\$2,796,189.00
<b>Total number of purchase orders raised during 2002:</b>		<b>5,701</b>	<b>51,570,888.00</b>

**Agency: WIPO**

Rank	Items/Product Group	No. of PO's	Value (USD)
1	External Consulting Services		\$40,965,629.62
2	Building (works)		\$29,534,530.19
3	Miscellaneous Services		\$15,945,540.79
4	IT Hardware		\$4,789,973.24
5	IT Software		\$3,454,869.65
6	Other office equipment		\$2,919,288.88
7	Miscellaneous		\$2,561,516.94
8	External Printing Services		\$2,418,923.38
9	Training Services		\$2,373,247.06
10	Telecommunication Services		\$1,165,106.12
<b>Total number of purchase orders raised during 2002:</b>		<b>0</b>	<b>106,128,625.86</b>

**Agency: WMO**

Rank	Items/Product Group	No. of PO's	Value (USD)
1	Automatic Weather Stations	4	\$2,442,564.00
2	Computer Equipment, Accessories and Software	35	\$952,671.00
3	Professional Services	23	\$409,906.00
4	Publications	7	\$188,730.00
5	Meteorological Satellite Receiving Equipment	4	\$158,666.00
6	Motor Vehicles	3	\$65,273.00
7	Meteorological Telecommunications Equipment	4	\$51,595.00
8	Upper-air Stations and consumable articles	8	\$51,351.00
9	Office Equipment	7	\$48,353.00
10	Meteorological and Hydrological Instruments	6	\$36,576.00
<b>Total number of purchase orders raised during 2002:</b>		<b>101</b>	<b>4,405,685.00</b>

# **PROJECT PERSONNEL**

**All Sources of Funding**

**(UN SYSTEM)**



**SUMMARY OF PROJECT PERSONNEL BY NATIONALITY : 2002**

COUNTRY	Int'l. Experts			National Experts			UN Volunteers			Fellowships		
	Total	Female	Cost	Total	Female	Cost	Total	Female	Cost	Total	Female	Cost
AFGHANISTAN	9		97.00	64	6	63.51	21	2	261.51	19		58.07
ALBANIA	15		114.80	113	52	195.62	26	8	139.93	22	8	80.29
ALGERIA	29	1	274.27	75	5	283.32	8	1	150.38	369	33	294.66
ANDORRA												
ANGOLA				12	3	14.02	8	1	239.33	10	2	48.00
ANTIGUA & BARBUDA							2	1	18.26	1	1	3.76
ARGENTINA	198	43	1,921.04	3,056	1,135	34,223.86	15	7	297.56	114	39	306.07
ARMENIA	2		2.86	197	47	451.94	7	1	159.55	57	13	139.96
AUSTRALIA	180	25	1,654.67	9	2	21.23	151	82	2,561.41	52	18	264.01
AUSTRIA	91	11	1,643.90	2		20.03	8	4	160.58	11	5	49.09
AZERBAIJAN	2		1.61	132	14	374.24	6	3	46.43	59	41	41.47
BAHAMAS										2	2	13.02
BAHRAIN				4		32.40				3	3	29.10
BANGLADESH	10	3	40.76	674	137	2,036.00	47	5	887.60	191	36	761.16
BARBADOS	2		18.00	4	3		3		107.38	5	5	15.68
BELARUS	51	17	157.68	451	150	463.75	2	1	23.99	48	24	177.67
BELGIUM	76	7	1,419.48	4	2	44.35	90	37	2,187.75	6	1	9.76
BELIZE				1								
BENIN	12	1	201.22	55	8	178.99	84	15	1,513.63	16	6	183.86
BHUTAN				11	5	24.59	14	9	366.10	936	30	458.99
BOLIVIA	34	2	382.04	1,540	431	4,606.18	8	4	206.76	37	14	186.68
BOSNIA AND HERZEGOVINA	1			193	49	543.57	44	23	327.02	40	14	84.30
BOTSWANA	3	2	9.50	32	14	253.09	17	5	98.70	5		48.17
BRAZIL	138	22	1,228.69	7,444	3,560	68,720.11	38	21	554.82	149	54	561.96
BRUNEI DARUSSALAM												
BULGARIA	39	17	136.82	396	178	957.55	10	5	252.98	63	34	229.72
BURKINA FASO	27	3	349.69	31	5	152.70	51	15	598.35	41	9	209.23
BURUNDI	2	1	41.84	13		4.00	63	19	933.94	11	2	117.68
CAMBODIA	3		10.54	214	27	491.29	28	5	515.91	20	8	177.26
CAMEROON	23	5	367.18	46	11	212.21	54	8	1,146.38	30	7	129.84
CANADA	184	13	3,302.85	2		32.75	108	48	1,978.85	61	12	172.31
CAPE VERDE	1	1	9.68	35	11	259.48	2	1	27.63			
CENTRAL AFRICAN REPUBLIC	4	1	194.76	42	6	42.98	36	9	470.54	11	2	52.36
CHAD				41	9	248.69	15	5	192.68	39	11	145.56
CHILE	84	23	1,053.88	547	238	2,666.71	10	7	192.13	65	21	204.84
CHINA	25	2	341.65	208	38	896.94	31	10	156.37	200	53	1,136.14
COLOMBIA	69	25	1,251.53	3,495	1,487	27,515.28	16	9	348.76	41	13	108.43
COMOROS	1		6.00				6		67.59			
CONGO	4			42	4	71.55	54	13	1,032.78	29		217.47
CONGO, DEM. REP.	1		8.08	7	1	30.57	9	1	196.29	4	2	58.07
COSTA RICA	64	11	1,108.26	354	167	1,458.50	26	11	348.70	37	15	117.16
COTE D'IVOIRE	10		209.37	18	1	105.07	13	2	420.24	21	2	98.98
CROATIA	21		112.55	27	4	87.71	33	17	511.65	34	11	64.69
CUBA	108	19	470.29	42	14	171.80	37	12	466.70	76	28	305.80
CYPRUS	3		9.43	28	8	15.84				13	3	28.98
CZECH REPUBLIC	128	22	630.37	50	8	67.83	16	4	249.28	21	6	43.30
DENMARK	31	7	951.04				21	10	429.93	4	1	20.58
DJIBOUTI	2		17.30	9		4.20	1	1	28.03	8	2	66.60
DOMINICA							4	2	95.47	4	2	32.31
DOMINICAN REPUBLIC	5		8.13	18	6	23.57	1		35.79	15	5	59.70
DPR KOREA	1		97.35			6.00				121	20	696.25
ECUADOR	26	1	560.33	246	98	339.07	67	14	655.85	41	14	117.46
EGYPT	32	2	425.15	1,096	363	7,731.30	60	39	464.02	251	47	685.95
EL SALVADOR	16	8	227.66	484	181	3,180.98	19	8	358.55	41	15	138.93
EQUATORIAL GUINEA	1		0.10									
ERITREA	1		9.52	17		86.75	8		165.50	8		93.60
ESTONIA	10	6	33.16	24	11	43.54				34	20	57.94
ETHIOPIA	21	2	169.33	123	10	810.07	30	5	826.44	59	7	240.65
FIJI	2		138.52				1		11.01	40	29	269.96
FINLAND	65	8	409.71				47	37	973.14	2	1	6.06
FRANCE	361	36	3,560.47	8	3	198.95	82	40	1,568.52	54	12	176.06
GABON	3		17.00	2		2.96				10	3	95.28
GAMBIA	4	2	152.12	20	4	23.79	44	6	531.28	22	7	47.45
GEORGIA	6	2	20.80	275	66	1,848.19	5	2	49.70	46	19	109.60
GERMANY	231	22	1,716.61	11	1	67.88	57	24	1,271.09	57	17	289.52
GHANA	39	11	525.07	67	14	396.67	66	8	1,419.22	55	5	233.32
GREECE	21	3	793.20	16	3	19.69	3	1	8.95	2		1.80
GRENADA							2	1	18.26	1	1	2.94
GUATEMALA	1,936	979	14,553.04	1,993	998	14,509.67	57	24	412.13	52	30	131.07
GUINEA	3		0.10	73	16	162.79	22	1	464.88	3	2	33.31
GUINEA-BISSAU	1		2.50	4		37.53	6	3	139.83	8	3	100.08
GUYANA	7	4	372.98	18	5	142.57	10	8	138.99	1	1	6.41
HAITI	1			39	11	391.05	30	12	176.65	6	1	20.17
HONDURAS	6	4	37.08	1,022	849	5,902.88	50	23	336.29	4	1	5.86
HUNGARY	89	9	716.42	82	9	186.05	5	1	108.07	48	12	98.28
ICELAND	2		12.62									
INDIA	390	23	4,234.80	348	105	1,075.60	283	64	3,071.07	2,461	1,304	756.49
INDONESIA	10	2	28.63	176	48	978.10	61	17	305.40	136	36	454.36
IRAN (ISLAMIC REPUBLIC OF)	29		454.39	134	12	360.00	1	1	6.98	91	19	390.61
IRAQ	16	1	88.74	4			8	3	228.04	19	5	74.80
IRELAND	28	2	349.15				32	17	406.36			
ISRAEL	10		104.89	12	2	21.61	1		1.48	8	1	54.97
ITALY	195	31	5,600.64	21	7	156.57	237	116	3,703.34	33	7	116.12
JAMAICA	5	2	58.61	3	2	7.90	7	1	118.50	3	2	22.70
JAPAN	66	7	1,319.03	8	2	136.06	126	65	2,617.77	51	5	185.71

**SUMMARY OF PROJECT PERSONNEL BY NATIONALITY : 2002**

COUNTRY	(USD Thousand)											
	Int'l. Experts			National Experts			UN Volunteers			Fellowships		
	Total	Female	Cost	Total	Female	Cost	Total	Female	Cost	Total	Female	Cost
JORDAN	8	1	105.15	152	47	482.92	45	28	360.02	135	23	583.19
KAZAKHSTAN				207	95	640.97	6	2	133.49	52	20	164.57
KENYA	47	22	650.23	72	19	495.61	551	167	3,642.91	83	18	496.13
KIRIBATI				1	1	18.00				11	7	94.11
KUWAIT	31	1	991.82	9	2	662.11				25	15	93.58
KYRGYZSTAN	4	3	17.53	57	24	237.34	73	42	431.20	17	10	33.96
LAO P.D.R.				1,111	193	1,932.11	5		53.50	9	7	101.19
LATVIA	5	2	15.16	144	97	707.98				36	15	39.20
LEBANON	4	1	47.46	158	66	3,455.65	28	20	219.85	33	8	89.28
LESOTHO				11	4	50.82	14	10	83.24	4	3	6.50
LIBERIA	3	3	69.76	7	4	10.12	25	2	652.11	20	10	90.16
LIBYAN ARAB JAMAHIRIYA LIECHTENSTEIN	7		24.16	105	19	42.65				46	6	208.11
LITHUANIA	13		37.93	116	34	264.27	1	1	35.79	78	28	124.54
LUXEMBOURG							3	1	25.67			
MACEDONIA (TFYR)	9		27.49	70	16	279.37	4	1	83.09	27	18	56.41
MADAGASCAR	1		3.00	309	107	1,447.66	50	17	553.22	34	12	240.86
MALAWI	1		6.27	1		0.50	49	13	404.97	1		8.84
MALAYSIA	41	10	229.47	67	20	289.61	18	9	258.16	143	44	532.92
MALDIVES										25	14	96.24
MALI	31	2	362.80	44	3	140.60	46	4	966.73	61	5	398.66
MALTA	1	1	0.50	14	2	19.49	2	2	30.78	7		20.15
MARSHALL ISLANDS							1		13.57	3	2	38.06
MAURITANIA	7		19.43	44	5	223.70	11	1	232.13	12		67.92
MAURITIUS	7	1	125.36	12	3	51.82	2	1	4.92	24	4	125.51
MEXICO	79	14	670.54	387	183	12,076.84	19	10	357.55	90	23	263.11
MICRONESIA (FED. STATES OF)	4		102.93	1		29.70	1	1	17.46	10	4	107.40
MOLDOVA (REPUBLIC OF)	11	2	42.31	450	199	394.87	3	3	64.41	2,715	1,755	229.78
MONACO	4	4	8.01									
MONGOLIA				96	45	262.44	86	59	503.07	89	49	521.49
MOROCCO	12	3	41.41	123	14	666.37	2		50.54	98	28	382.08
MOZAMBIQUE	1			572	50	3,001.04	76	21	475.57	28	1	88.41
MYANMAR	3	1	9.17	16	8	28.27	25	5	525.57	182	98	694.74
NAMIBIA				8	1	15.40	2		19.67	18	6	60.81
NAURU												
NEPAL	10		182.50	174	23	1,175.57	147	20	3,049.62	30	4	82.13
NETHERLANDS	91	9	1,753.54	12	1	146.67	65	22	1,369.07	116	35	237.85
NEW ZEALAND	58	2	786.85	1		2.35	33	16	639.19	20	1	45.96
NICARAGUA	12	3	129.94	45	19	757.75	89	47	299.50	33	8	138.40
NIGER	1		0.50	218	31	1,150.41	47	19	710.70	88	9	538.45
NIGERIA	34	9	603.07	37	3	171.76	102	29	2,260.71	85	19	488.97
NORWAY	17	4	418.19				13	8	302.47	2	1	53.50
OMAN				7	4	72.37				7	5	39.73
PALAU	1		35.68	7		72.37				1		18.05
PAKISTAN	53	2	235.97	807	136	3,404.58	58	7	1,354.15	141	17	717.62
PANAMA	10	5	31.39	1,483	619	4,075.42	3	2	56.36	22	7	44.35
PAPUA NEW GUINEA				12	3		1	1	35.79	8	1	52.33
PARAGUAY	3	1	8.25	18	6	53.91				26	8	108.48
PERU	68	23	986.64	1,627	484	30,498.55	98	43	1,169.41	1,274	762	1,706.83
PHILIPPINES	55	21	609.98	146	81	378.30	211	84	4,124.18	232	68	642.60
POLAND	87	8	785.18	135	44	487.03	16	6	201.58	46	30	196.56
PORTUGAL	17	4	355.19	11	4	43.17	42	29	564.63	19	6	61.20
QATAR	1		19.52	2		25.82				13	6	23.24
REPUBLIC OF KOREA	64		534.79	69	6	373.72	7	3	124.16	75	12	406.53
ROMANIA	58	14	308.48	239	81	377.28	16	6	333.65	78	38	111.27
RUSSIAN FEDERATION	177	20	837.03	182	22	442.33	49	17	755.61	28	10	37.25
RWANDA	5	1	14.92	14	1	129.41	71	23	1,511.47	4		19.66
SAMOA	1		24.41				4	2	10.76	33	23	299.13
SAN MARINO												
SAO TOME & PRINCIPE	1		10.00	12	6	92.55	4		28.12	2		54.12
SAUDI ARABIA				49	5	844.26				28	1	64.70
SENEGAL	36	4	609.99	65	14	498.35	106	24	1,017.65	39	6	145.68
SEYCHELLES				6	1	11.07						
SIERRA LEONE	4		258.68	37	6	11.88	73	15	1,750.20	12	1	70.60
SINGAPORE	18	2	143.79	3		8.13	4	2	52.81	41	11	94.26
SLOVAKIA	81	7	461.31	89	21	143.78	1	1	18.00	36	14	71.00
SLOVENIA	38	2	161.40	43	16	51.30	2	1	65.10	28	10	49.74
SOLOMON ISLANDS				3		22.30	1		35.00	19	9	231.45
SOMALIA	3		102.00	20		36.90	6		122.43	22	3	142.28
SOUTH AFRICA	141	30	623.07	91	37	103.81	31	15	504.25	93	30	384.68
SPAIN	121	22	1,343.64	4	1	35.79	115	72	2,549.59	33	20	141.91
SRI LANKA	26	1	446.35	139	31	384.38	74	12	1,422.58	142	48	438.58
ST KITTS & NEVIS							1	1	9.13	6	4	57.59
ST. LUCIA							3	2	52.15	1	1	6.41
ST. VINCENT & THE GRENADINES							4	4	75.74	7	5	36.73
SUDAN			442.53	76	6	596.93	52	13	1,392.61	133	28	705.88
SURINAME	2		12.50	4		43.36	13	10	60.22			
SWAZILAND				15	7	55.00				21	15	37.60
SWEDEN	76	4	488.54				39	19	870.62	10	2	31.94
SWITZERLAND	81	7	1,567.09	1		11.88	16	7	380.77	16	4	35.74
SYRIAN ARAB REPUBLIC	4		19.04	58	5	346.04	32	13	299.17	92	16	425.03
TAJIKISTAN	1	1		72	19	88.92	21	9	584.99	23	9	41.98
THAILAND	33	10	594.45	96	45	464.23	9	1	77.48	344	78	821.29
TIMOR-LESTE				2	1	43.17	2	1	43.17	4		17.45
TOGO	4	1	139.59	51	11	267.99	45	16	650.46	11	1	86.79



**SUMMARY OF PROJECT PERSONNEL BY NATIONALITY : 2002**

ALL SOURCES OF FUNDING COUNTRY	(USD Thousand)											
	Int'l. Experts			National Experts			UN Volunteers			Fellowships		
	Total	Female	Cost	Total	Female	Cost	Total	Female	Cost	Total	Female	Cost
TONGA				2	2	21.13				15	5	295.15
TRINIDAD & TOBAGO	1		20.00	19	9	119.57	10	5	216.71			
TUNISIA	48	2	458.73	58	10	233.21	3		42.68	102	26	335.42
TURKEY	30	3	398.62	112	41	348.44	12	5	170.88	56	14	203.92
TURKMENISTAN				117	58		1	1	2.16	18	17	7.13
TUVALU				1	1	10.00				6	6	48.41
UNITED ARAB EMIRATES				3		7.15				16	8	27.96
UGANDA	28	3	692.86	57	15	303.16	94	30	2,263.91	45	11	252.28
UKRAINE	42	3	109.73	165	26	307.42	14	5	340.73	70	29	142.90
UNITED KINGDOM	424	28	3,835.44	5	2	53.51	113	45	2,003.83	137	42	976.27
UNITED REP. OF TANZANIA	12	1	57.21	139	33	287.74	95	21	2,061.34	94	17	827.28
URUGUAY	157	34	851.07	800	333	8,819.67	5	4	79.36	52	22	139.13
USA	497	70	5,199.07	16	2	189.38	105	50	1,882.39	216	44	863.86
UZBEKISTAN	2		75.51	316	101	496.24	8	7	67.57	65	37	198.67
VANUATU										8	6	53.70
VENEZUELA	36	3	440.64	583	266	3,630.47	3	2	4.91	37	21	112.78
VIET NAM	8		145.06	135	50	450.04	27	15	129.61	113	11	411.52
YEMEN				67	9	29.19	6	1	37.70	80	19	647.01
YUGOSLAVIA	10	5	89.14	46	10	50.69	15	5	248.18	20	11	35.33
ZAMBIA	11	1	32.89									
ZIMBABWE	13		77.58	66	22	283.33	35	10	459.46	39	15	230.33
<b>SUB-TOTAL</b>	<b>8,491</b>	<b>1,892</b>	<b>88,725.91</b>	<b>39,308</b>	<b>14,716</b>	<b>278,346.04</b>	<b>6,091</b>	<b>2,233</b>	<b>92,709</b>	<b>15,617</b>	<b>6,224</b>	<b>35,456.93</b>
UNSPECIFIED COUNTRIES				14		110.70	55	16	326.98	31	16	169.09
GLOBAL PROJECTS	144	71	0.90	79	21							
INTERREGIONAL PROJECTS	41	23		49	10							
ARAB COUNTRIES	9	2		19	4							
AFRICAN COUNTRIES	59	12		122	24							
ASIAN COUNTRIES	21	5		38	15							
EUROPEAN COUNTRIES	14	5		244	69		1					
LATIN AMERICA AND THE CARIBBEAN	3			40	11							
<b>GRAND-TOTAL</b>	<b>8,782</b>	<b>2,010</b>	<b>88,726.81</b>	<b>39,913</b>	<b>14,870</b>	<b>278,456.73</b>	<b>6,147</b>	<b>2,249</b>	<b>93,035.65</b>	<b>15,648</b>	<b>6,240</b>	<b>35,626.02</b>
<b>INDUSTRIALIZED COUNTRIES:</b>	3,104	346	39,431	325	54	1,644	1,556	767	29,213	938	245	3,831
Percentage	35.35%	17.21%	44.44%	0.81%	0.36%	0.59%	25.31%	34.10%	31.40%	5.99%	3.93%	10.75%
<b>DEVELOPING COUNTRIES/ ECONOMIES IN TRANSITION:</b>	5,678	1,664	49,296	39,574	14,816	276,702	4,536	1,466	63,496	14,679	5,979	31,625
Percentage	64.65%	82.79%	55.56%	99.15%	99.64%	99.37%	73.79%	65.18%	68.25%	93.81%	95.82%	88.77%
<b>ARAB STATES</b>	225	14	3,057	2,087	555	15,480	251	119	3,395	1,480	282	4,919
Percentage	2.56%	0.70%	3.45%	5.23%	3.73%	5.56%	4.08%	5.29%	3.65%	9.46%	4.52%	13.81%
<b>AFRICA</b>	608	119	6,630	2,690	524	11,898	2,117	555	30,739	1,200	253	6,873
Percentage	6.92%	5.92%	7.47%	6.74%	3.52%	4.27%	34.44%	24.68%	33.04%	7.67%	4.05%	19.29%
<b>ASIA &amp; PACIFIC</b>	817	82	8,738	4,752	1,041	15,247	1,166	334	17,369	5,889	2,053	11,910
Percentage	9.30%	4.08%	9.85%	11.91%	7.00%	5.48%	18.97%	14.85%	18.67%	37.63%	32.90%	33.43%
<b>EUROPE &amp; CIS</b>	773	129	4,467	4,604	1,549	10,131	350	162	4,680	3,857	2,260	2,883
Percentage	8.80%	6.42%	5.03%	11.54%	10.42%	3.64%	5.69%	7.20%	5.03%	24.65%	36.22%	8.09%
<b>LATIN AMERICA &amp; THE CARIBBEAN</b>	3,070	1,226	26,403	25,312	11,115	223,936	650	295	7,269	2,243	1,125	4,975
Percentage	34.96%	61.00%	29.76%	63.42%	74.75%	80.42%	10.57%	13.12%	7.81%	14.33%	18.03%	13.96%
<b>OTHERS</b>	185	94	0.90	142	31	110.70	55	16	326.98	31	16	169.09
Percentage	2.11%	4.68%	0.00%	0.36%	0.21%	0.04%	0.89%	0.71%	0.35%	0.20%	0.26%	0.47%

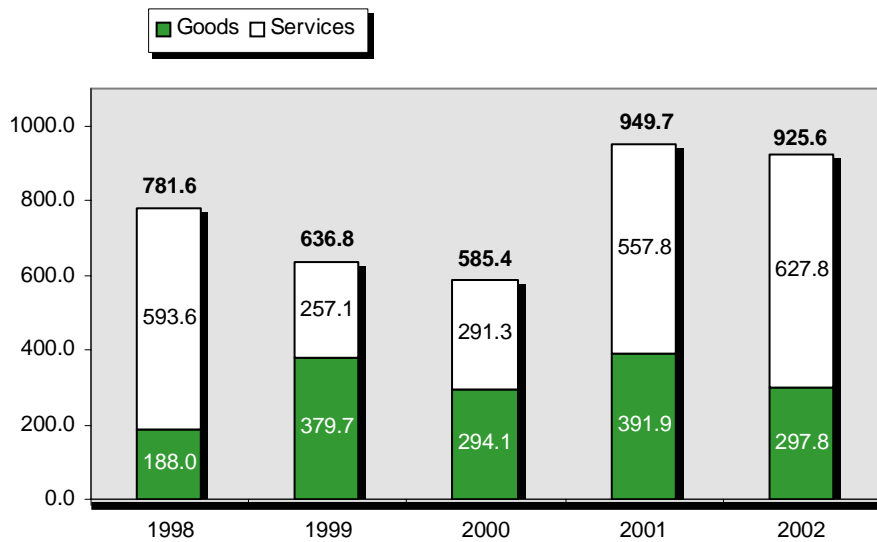
# UNDP EXECUTIVE SUMMARY

UNDP Funding

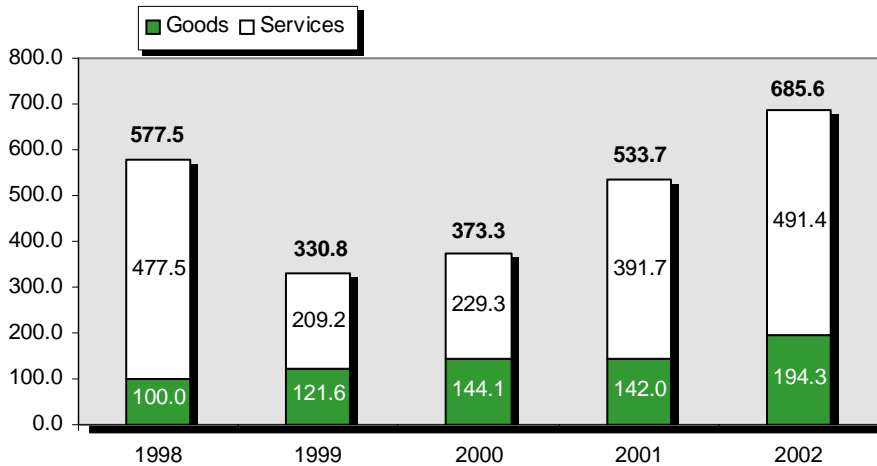


## TOTAL PROCUREMENT OF GOODS AND SERVICES for UNDP technical cooperation programs

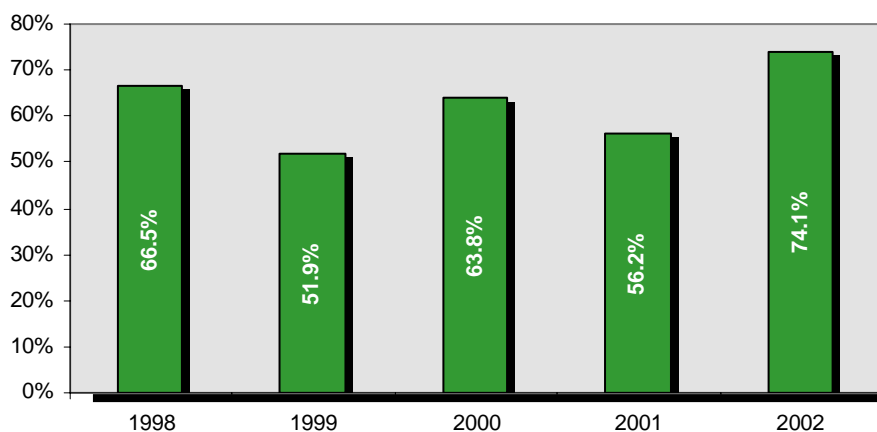
(USD Millions)



## PROCUREMENT FROM DEVELOPING COUNTRIES/ ECONOMIES IN TRANSITION (USD Millions)



## PROCUREMENT FROM DEVELOPING COUNTRIES/ ECONOMIES IN TRANSITION (Percentage of Total Procurement)



## GOODS AND SERVICES BY AGENCY: 2001 - 2002

(USD Millions)

UNDP FUNDING					(USD Thousand)			
AGENCY	2001				2002			
	GOODS	SERVICES	TOTAL	DEVELOPING COUNTRIES (%)	GOODS	SERVICES	TOTAL	DEVELOPING COUNTRIES (%)
ESCAP	10.87	13.35	24.21	78.52%	51.12	52.35	103.47	100.00%
FAO	746.46	60.56	807.01	15.53%	413.18	94.89	508.07	23.16%
IAEA	6.30		6.30	0.00%	No procurement under UNDP funding in 2002			
ICAO	37,795.10	162.63	37,957.72	1.19%	173.93	0.00	173.93	100.00%
ILO	150.55	473.00	623.55	86.13%	162.98	43.69	206.67	100.00%
ITU	No procurement under UNDP funding in 2001				138.48	0.00	138.48	14.31%
UNCTAD	104.00	34.90	138.90	100.00%	36.30	56.80	93.10	100.00%
UNDP (a)	5,000.00	15,000.00	20,000.00	65.84%	6,434.41	39,806.82	46,241.23	89.23%
UNDP/IAPSO	45,979.80		45,979.80	29.79%	23,812.81	4,938.53	28,751.35	25.83%
UNDP (NEX)	175,972.99	348,110.13	524,083.12	76.20%	191,527.54	436,569.07	628,096.61	92.75%
UNDP (DEX)	49,102.13	175,281.82	224,383.95	47.52%	48,584.18	72,264.35	120,848.53	70.95%
UNESCO (b)	778.00	0.00	778.00	76.99%	113.00	0.00	113.00	53.98%
UNIDO	918.00	299.00	1,217.00	91.45%	325.83	188.89	514.72	28.53%
UNON	69.01	0.00	69.01	48.32%	9,441.90	0.00	9,441.90	2.20%
UNOPS*	10,999.54	17,810.73	28,810.27	22.34%	12,919.36	73,682.51	86,601.88	6.47%
UPU	No procurement under UNDP funding in 2002				No procurement under UNDP funding in 2002			
WHO	61,398.72	0.00	61,398.72	6.23%	1,192.62	0.00	1,192.62	0.00%
WMO	2,874.92	559.61	3,434.53	19.68%	2,422.08	36.31	2,458.39	1.61%
WTO	24.23	0.00	24.23	76.60%	19.70	66.34	86.04	68.26%
<b>TOTAL</b>	<b>391,930.61</b>	<b>557,805.72</b>	<b>949,736.33</b>	<b>56.19%</b>	<b>297,769.41</b>	<b>627,800.57</b>	<b>925,569.98</b>	<b>74.08%</b>

(a) UNDP procurement data comprises of UNDP HQ procurement, procurement under National Execution (NEX) and Direct Execution (DEX), for an explanation of these terms please see the glosary.

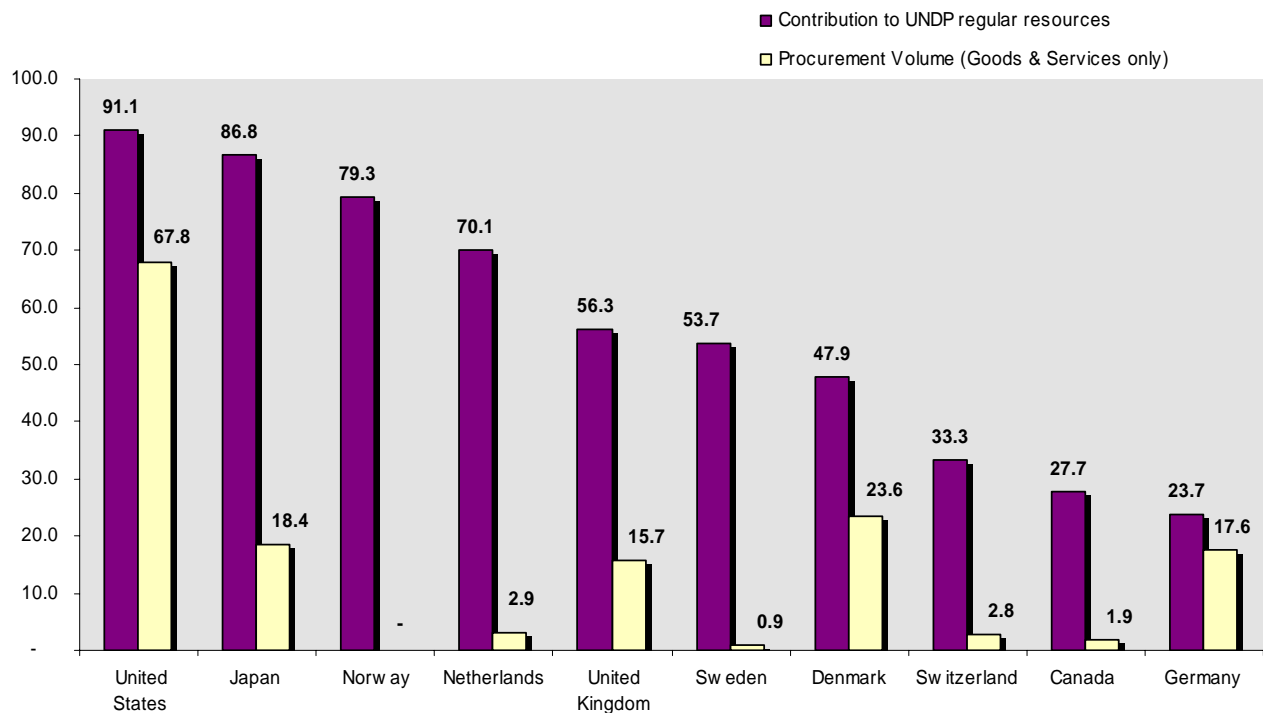
(b) UNESCO was not in a position to be able to supply data pertaining to the Contracting of Services for 2001, this is due to the installation of an SAP system.

(c) The statistics presented are representative of all UNOPS procurement of goods and services processed through the Reality procurement system. Procurements that are not processed through the Reality system — including local purchases processed through UNDP Country Offices and certain Headquarters purchases — cannot currently be fully described without and exhaustive, in depth review of myriad individual transactions

## TEN MAJOR COUNTRIES OF SUPPLY TO UNDP: 2002 (USD Millions)

Countries	Goods	Services	Total	% of Total
PANAMA	1.6	173.0	174.7	18.9%
BRAZIL	35.8	69.7	105.6	11.4%
COLOMBIA	9.3	74.8	84.1	9.1%
USA	24.0	43.8	67.8	7.3%
GUATEMALA	34.2	7.9	42.0	4.5%
PERU	0.5	24.8	25.3	2.7%
HONDURAS	22.2	2.9	25.1	2.7%
DENMARK	11.1	12.4	23.6	2.5%
TURKEY	21.2	0.2	21.4	2.3%
JAPAN	18.4	0.0	18.4	2.0%
<b>Top-Ten Total</b>	<b>178.3</b>	<b>409.5</b>	<b>587.9</b>	<b>63.5%</b>
<b>Grand Total</b>	<b>297.8</b>	<b>627.8</b>	<b>925.6</b>	<b>100.0%</b>

## TEN MAJOR CONTRIBUTORS TO UNDP REGULAR RESOURCES AND THEIR RESPECTIVE PROCUREMENT VOLUME: 2002 (US Million)



# TOTAL PROCUREMENT OF GOODS & SERVICES

UNDP Funding



**TOTAL PROCUREMENT OF GOODS BY COUNTRY OF PROCUREMENT  
AND SERVICES BY COUNTRY OF HEAD OFFICE : 2001 - 2002**

UNDP FUNDING					(USD Thousand)			
COUNTRY	2001				2002			
	GOODS	SERVICES	TOTAL	(%)	GOODS	SERVICES	TOTAL	(%)
AFGHANISTAN						411.89	411.89	0.04%
ALBANIA	763.00	134.17	897.17	0.09%	828.65	1,108.06	1,936.71	0.21%
ALGERIA	49.00		49.00	0.01%	92.07	432.74	524.81	0.06%
ANDORRA								
ANGOLA	94.49		94.49	0.01%				
ANTIGUA & BARBUDA	1.25		1.25	0.00%				
ARGENTINA	4,303.49	451.13	4,754.61	0.50%	22.78	4,293.50	4,316.28	0.47%
ARMENIA	1,040.34	90.00	1,130.34	0.12%	731.44	76.88	808.32	0.09%
AUSTRALIA	721.10	3,789.52	4,510.63	0.47%	572.46	13.20	585.66	0.06%
AUSTRIA	2,416.26	32.20	2,448.46	0.26%	383.66	8.95	392.61	0.04%
AZERBAIJAN	675.31	239.05	914.36	0.10%	1,294.25	192.31	1,486.56	0.16%
BAHAMAS					104.94		104.94	0.01%
BAHRAIN	342.99	84.00	426.99	0.04%		81.86	81.86	0.01%
BANGLADESH	814.07	3,195.40	4,009.46	0.42%	815.05	1,167.94	1,982.98	0.21%
BARBADOS								
BELARUS	181.75	212.83	394.58	0.04%	475.35	331.23	806.58	0.09%
BELGIUM	1,123.37	108.75	1,232.12	0.13%	57.92	747.06	804.99	0.09%
BELIZE								
BENIN	146.14	173.53	319.67	0.03%	93.08	175.13	268.21	0.03%
BHUTAN	117.50	96.12	213.62	0.02%	364.82	194.40	559.23	0.06%
BOLIVIA	41.32	2,706.41	2,747.72	0.29%	102.26	6,606.80	6,709.06	0.72%
BOSNIA AND HERZEGOVINA	1,231.70	22,998.28	24,229.98	2.55%	1,452.47	3,075.82	4,528.28	0.49%
BOTSWANA	70.81	217.23	288.04	0.03%	880.52	1,030.06	1,910.58	0.21%
BRAZIL	30,442.24	46,079.64	76,521.89	8.06%	35,848.62	69,721.90	105,570.52	11.41%
BRUNEI DARUSSALAM								
BULGARIA	862.80	14,867.90	15,730.71	1.66%	848.60	10,305.23	11,153.82	1.21%
BURKINA FASO	351.92		351.92	0.04%	166.00		166.00	0.02%
BURUNDI	59.72	69.78	129.50	0.01%	78.01		78.01	0.01%
CAMBODIA	305.89	574.77	880.66	0.09%	45.22	503.92	549.14	0.06%
CAMEROON		5.00	5.00	0.00%	20.33	367.46	387.79	0.04%
CANADA	1,730.80	1,145.43	2,876.23	0.30%	1,342.70	585.64	1,928.34	0.21%
CAPE VERDE		11.70	11.70	0.00%	60.89	41.20	102.08	0.01%
CENTRAL AFRICAN REPUBLIC					104.10	130.61	234.70	0.03%
CHAD	110.30	234.51	344.81	0.04%	31.40	54.09	85.49	0.01%
CHILE	1,137.65	2,180.80	3,318.45	0.35%	378.51	3,321.50	3,700.01	0.40%
CHINA	1,554.31	254.00	1,808.31	0.19%	722.27	299.71	1,021.98	0.11%
COLOMBIA	8,171.87	49,286.85	57,458.72	6.05%	9,316.08	74,764.38	84,080.47	9.08%
COMOROS	4.91	9.00	13.91	0.00%	218.65		218.65	0.02%
CONGO		308.64	308.64	0.03%		147.10	147.10	0.02%
CONGO, DEM. REP.	14.44	54.10	68.53	0.01%	55.55	256.02	311.57	0.03%
COSTA RICA	206.23	63.47	269.70	0.03%	362.03	1,264.99	1,627.03	0.18%
COTE D'IVOIRE	100.10	417.11	517.20	0.05%	0.34	71.35	71.69	0.01%
CROATIA	396.96		396.96	0.04%	254.33	304.78	559.12	0.06%
CUBA	1,019.68	104.57	1,124.25	0.12%	880.40	435.81	1,316.22	0.14%
CYPRUS	61.01		61.01	0.01%	3.40		3.40	0.00%
CZECH REPUBLIC						39.48	39.48	0.00%
DENMARK	35,779.02	1,436.97	37,215.99	3.92%	11,125.20	12,441.41	23,566.61	2.55%
DJIBOUTI	46.42		46.42	0.00%				
DOMINICA	24.26	12.62	36.88	0.00%				
DOMINICAN REPUBLIC	167.02	2,100.66	2,267.68	0.24%				
DPR KOREA					5.25	257.02	262.27	0.03%
ECUADOR	498.23	9,678.21	10,176.44	1.07%	185.04	2,285.88	2,470.93	0.27%
EGYPT	366.84	1,006.94	1,373.78	0.14%	750.39	826.67	1,577.06	0.17%
EL SALVADOR	1,957.86	11,076.27	13,034.13	1.37%	2,798.90	3,999.01	6,797.92	0.73%
EQUATORIAL GUINEA								
ERITREA	7,000.00	50.00	7,050.00	0.74%	264.17	162.78	426.94	0.05%
ESTONIA					4.59		4.59	0.00%
ETHIOPIA	313.43	117.59	431.02	0.05%	673.38	1,091.07	1,764.45	0.19%
FIJI					8.65	152.61	161.26	0.02%
FINLAND	1,646.58		1,646.58	0.17%	42.56	125.01	167.57	0.02%
FRANCE	16,206.30	32,332.53	48,538.83	5.11%	4,567.16	1,429.67	5,996.83	0.65%
GABON								
GAMBIA	43.79	340.00	383.79	0.04%	30.10	97.00	127.10	0.01%
GEORGIA	199.00	166.16	365.17	0.04%	637.79	1,256.81	1,894.60	0.20%
GERMANY	24,578.49	45,341.01	69,919.50	7.36%	8,830.88	8,724.22	17,555.10	1.90%
GHANA	307.84	59.41	367.25	0.04%	135.02	619.29	754.31	0.08%
GREECE					2,993.58		2,993.58	0.32%
GRENADA		62.00	62.00	0.01%				
GUATEMALA	2,650.57	10,148.71	12,799.28	1.35%	34,170.62	7,855.80	42,026.42	4.54%
GUINEA	25.36		25.36	0.00%	88.13	30.37	118.50	0.01%
GUINEA-BISSAU	98.38	162.51	260.89	0.03%		0.43	0.43	0.00%
GUYANA	174.83		174.83	0.02%	18.09	79.13	97.21	0.01%
HAITI	253.91	94.78	348.69	0.04%	138.20	8.85	147.06	0.02%
HONDURAS	7,281.92	6,998.10	14,280.02	1.50%	22,200.38	2,939.00	25,139.39	2.72%
HUNGARY	42.50		42.50	0.00%				
ICELAND					34.18		34.18	0.00%
INDIA	9,927.37	64,224.95	74,152.33	7.81%	6,957.96	6,022.77	12,980.73	1.40%
INDONESIA	255.34	1,010.29	1,265.63	0.13%	555.64	11,821.73	12,377.37	1.34%
IRAN (ISLAMIC REPUBLIC OF)	767.86	384.65	1,152.51	0.12%	169.48	104.91	274.38	0.03%
IRAQ	87.85		87.85	0.01%				
IRELAND	569.33		569.33	0.06%	2.68	4.06	6.74	0.00%
ISRAEL	950.91	1,503.80	2,454.71	0.26%	1,133.32	44.27	1,177.60	0.13%
ITALY	24,625.86	1,652.14	26,277.99	2.77%	4,518.84	509.17	5,028.01	0.54%
JAMAICA		15.00	15.00	0.00%				
JAPAN	17,178.62	2,229.49	19,408.11	2.04%	18,369.57		18,369.57	1.98%

**TOTAL PROCUREMENT OF GOODS BY COUNTRY OF PROCUREMENT  
AND SERVICES BY COUNTRY OF HEAD OFFICE : 2001 - 2002**

UNDP FUNDING					(USD Thousand)			
COUNTRY	2001				2002			
	GOODS	SERVICES	TOTAL	(%)	GOODS	SERVICES	TOTAL	(%)
JORDAN	1,235.08	26.39	1,261.47	0.13%	2,886.11	121.35	3,007.46	0.32%
KAZAKHSTAN	176.93	130.70	307.63	0.03%	196.55	592.78	789.33	0.09%
KENYA	179.48	235.56	415.04	0.04%	598.40	172.50	770.90	0.08%
KIRIBATI					2.60		2.60	0.00%
KUWAIT					64.41	2,335.56	2,399.97	0.26%
KYRGYZSTAN	115.64	66.73	182.37	0.02%				
LAO P.D.R.	226.01		226.01	0.02%	210.50	116.46	326.96	0.04%
LATVIA	42.57	34.20	76.76	0.01%	105.27	625.95	731.22	0.08%
LEBANON	14.00	433.82	447.82	0.05%	396.61	278.70	675.31	0.07%
LESOTHO					198.60	24.26	222.86	0.02%
LIBERIA	7.00		7.00	0.00%		14.38	14.38	0.00%
LIBYAN ARAB JAMAHIRIYA	12.00	20.75	32.75	0.00%				
LIECHTENSTEIN								
LITHUANIA	47.63	107.50	155.13	0.02%	134.77	272.91	407.68	0.04%
LUXEMBOURG	236.91		236.91	0.02%				
MACEDONIA (TFYR)	121.93	93.85	215.78	0.02%	28.28	498.59	526.86	0.06%
MADAGASCAR	178.67	954.57	1,133.24	0.12%	283.41	478.50	761.91	0.08%
MALAWI	1.62	332.40	334.02	0.04%				
MALAYSIA	362.23	145.13	507.36	0.05%	358.93	399.05	757.97	0.08%
MALDIVES	100.76	1.99	102.75	0.01%	20.82	107.40	128.22	0.01%
MALI	1,257.00	692.85	1,949.85	0.21%		0.30	0.30	0.00%
MALTA								
MARSHALL ISLANDS					3.29		3.29	0.00%
MAURITANIA					781.52		781.52	0.08%
MAURITIUS		9.00	9.00	0.00%	2.50	11.85	14.35	0.00%
MEXICO	2,247.94	180.23	2,428.17	0.26%	536.66	3,016.21	3,552.87	0.38%
MICRONESIA (FED. STATES OF)					30.56		30.56	0.00%
MOLDOVA (REPUBLIC OF)	487.41	373.38	860.78	0.09%	173.56	119.22	292.78	0.03%
MONACO					7.62		7.62	0.00%
MONGOLIA	113.55	91.50	205.05	0.02%	72.13	758.91	831.04	0.09%
MOROCCO	220.70	62.36	283.06	0.03%	449.09	539.88	988.97	0.11%
MOZAMBIQUE	1,069.43	3,082.45	4,151.87	0.44%	947.14	3,047.00	3,994.14	0.43%
MYANMAR	377.00		377.00	0.04%	7.90		7.90	0.00%
NAMIBIA	121.50	80.75	202.25	0.02%	12.41	24.15	36.56	0.00%
NAURU								
NEPAL	67.80	2,434.34	2,502.13	0.26%	74.99	2,468.74	2,543.73	0.27%
NETHERLANDS	12,771.73	1,955.71	14,727.44	1.55%	1,699.07	1,233.97	2,933.04	0.32%
NEW ZEALAND	93.35	25.32	118.67	0.01%	143.43		143.43	0.02%
NICARAGUA		15.00	15.00	0.00%	294.95	816.04	1,110.98	0.12%
NIGER	356.33	726.02	1,082.35	0.11%	571.53	611.05	1,182.57	0.13%
NIGERIA	676.45	7,582.06	8,258.51	0.87%				
NORWAY	1,450.92	50.00	1,500.92	0.16%				
OMAN	80.88		80.88	0.01%				
PALAU	5.08		5.08	0.00%	27.98		27.98	0.00%
PAKISTAN	1,511.07	1,045.00	2,556.07	0.27%	803.22	2,762.00	3,565.22	0.39%
PANAMA	1,385.57	92,330.75	93,716.33	9.87%	1,621.82	173,031.17	174,652.98	18.87%
PAPUA NEW GUINEA								
PARAGUAY	6,246.65	2,772.19	9,018.84	0.95%	9,756.95	1,080.61	10,837.56	1.17%
PERU	936.92	13,451.00	14,387.92	1.51%	496.02	24,779.86	25,275.88	2.73%
PHILIPPINES	54.68	232.59	287.27	0.03%	463.01	1,145.30	1,608.32	0.17%
POLAND	15.87	536.77	552.64	0.06%	15.40	243.00	258.40	0.03%
PORTUGAL	44.33		44.33	0.00%				
QATAR								
REPUBLIC OF KOREA	819.67	60.00	879.67	0.09%	109.28	162.17	271.45	0.03%
ROMANIA	44.76	608.15	652.91	0.07%	178.28	237.77	416.05	0.04%
RUSSIAN FEDERATION	154.11	3,182.89	3,337.00	0.35%	632.58	4,358.97	4,991.55	0.54%
RWANDA	437.12		437.12	0.05%	219.86		219.86	0.02%
SAMOA								
SAN MARINO								
SAO TOME & PRINCIPE	4.35	17.98	22.32	0.00%	117.04		117.04	0.01%
SAUDI ARABIA	6,742.51	97.95	6,840.46	0.72%	2,130.07	285.43	2,415.50	0.26%
SENEGAL	171.83	502.08	673.91	0.07%	107.36	302.00	409.36	0.04%
SEYCHELLES					1.23	3.91	5.14	0.00%
SIERRA LEONE		12.00	12.00	0.00%	405.00		405.00	0.04%
SINGAPORE	351.66		351.66	0.04%	284.14	100.00	384.14	0.04%
SLOVAKIA	33.41	93.81	127.22	0.01%				
SLOVENIA	379.78		379.78	0.04%	231.98		231.98	0.03%
SOLOMON ISLANDS					37.68		37.68	0.00%
SOMALIA	180.14	141.49	321.64	0.03%	321.72	144.57	466.29	0.05%
SOUTH AFRICA	700.37	55.44	755.81	0.08%	359.46	46.23	405.69	0.04%
SPAIN	1,632.55	1,966.26	3,598.81	0.38%	167.09		167.09	0.02%
SRI LANKA	1,246.27	511.39	1,757.65	0.19%	2,919.52	486.80	3,406.33	0.37%
ST KITTS & NEVIS	3.54		3.54	0.00%				
ST. LUCIA	5.53	34.40	39.94	0.00%				
ST. VINCENT & THE GRENADINES		63.00	63.00	0.01%				
SUDAN					335.94	340.66	676.61	0.07%
SURINAME	2.94	3.80	6.74	0.00%	14.34		14.34	0.00%
SWAZILAND	28.94	53.70	82.64	0.01%	67.73	56.14	123.87	0.01%
SWEDEN	2,828.92	83.29	2,912.21	0.31%	703.82	171.35	875.17	0.09%
SWITZERLAND	8,635.02	590.07	9,225.09	0.97%	2,805.64	39.49	2,845.13	0.31%
SYRIAN ARAB REPUBLIC	30.00		30.00	0.00%	562.85	503.94	1,066.80	0.12%
TAJIKISTAN	85.83	255.79	341.62	0.04%	182.76	141.00	323.76	0.03%
THAILAND	682.67	769.98	1,452.66	0.15%	182.35	693.80	876.15	0.09%
TIMOR-LESTER					119.01	99.23	218.24	
TOGO	52.55	195.37	247.92	0.03%	174.31	552.29	726.60	0.08%



**TOTAL PROCUREMENT OF GOODS BY COUNTRY OF PROCUREMENT  
AND SERVICES BY COUNTRY OF HEAD OFFICE : 2001 - 2002**

UNDP FUNDING					(USD Thousand)			
COUNTRY	2001				2002			
	GOODS	SERVICES	TOTAL	(%)	GOODS	SERVICES	TOTAL	(%)
TONGA					4.20		4.20	0.00%
TRINIDAD & TOBAGO		48.30	48.30	0.01%	6.22	360.06	366.27	0.04%
TUNISIA	184.01	160.84	344.85	0.04%	148.89	476.25	625.14	0.07%
TURKEY	12,486.20	1,137.97	13,624.18	1.43%	21,201.11	158.10	21,359.21	2.31%
TURKMENISTAN	81.69	434.27	515.96	0.05%	69.38	150.69	220.07	0.02%
TUVALU					3.14		3.14	
UNITED ARAB EMIRATES	877.75	391.40	1,269.15	0.13%	3,372.99	451.56	3,824.55	0.41%
UGANDA		4.00	4.00	0.00%		30.00	30.00	0.00%
UKRAINE	863.98		863.98	0.09%	279.15	26.90	306.04	0.03%
UNITED KINGDOM	19,442.64	3,860.33	23,302.97	2.45%	13,907.94	1,789.29	15,697.24	1.70%
UNITED REP. OF TANZANIA	489.67	412.54	902.21	0.09%	421.00	1,390.39	1,811.39	0.20%
URUGUAY	137.50	1,617.00	1,754.50	0.18%	53.00	1,217.24	1,270.24	0.14%
USA	73,263.42	32,309.27	105,572.68	11.12%	23,998.56	43,845.76	67,844.32	7.33%
UZBEKISTAN	277.16	205.52	482.68	0.05%	169.51	192.42	361.92	0.04%
VANUATU								
VENEZUELA	4,755.05	869.22	5,624.27	0.59%	6,861.28	4,405.99	11,267.27	1.22%
VIET NAM	311.99	233.02	545.00	0.06%	121.48	1,181.76	1,303.24	0.14%
YEMEN	2.77	57.78	60.55	0.01%	329.34	95.55	424.89	0.05%
YUGOSLAVIA	1,441.07		1,441.07	0.15%	1,147.77	776.13	1,923.90	0.21%
ZAMBIA		7.00	7.00	0.00%				
ZIMBABWE	835.37	1,535.41	2,370.78	0.25%		251.26	251.26	0.03%
<b>SUB-TOTAL</b>	<b>390,045.71</b>	<b>525,296.22</b>	<b>915,341.94</b>	<b>96.38%</b>	<b>290,362.92</b>	<b>532,704.69</b>	<b>823,067.61</b>	<b>88.93%</b>
UNSPECIFIED COUNTRIES	1,884.89	32,499.50	34,384.39	3.62%	5,434.54	60,360.36	65,794.90	7.11%
GLOBAL PROJECTS		10.00	10.00	0.00%	26.31		26.31	0.00%
INTERREGIONAL PROJECTS								
ARAB COUNTRIES					1,907.04	34,735.52	36,642.57	3.96%
AFRICAN COUNTRIES								
ASIAN COUNTRIES					12.33		12.33	0.00%
EUROPEAN COUNTRIES					26.26		26.26	0.00%
LATIN AMERICA AND THE CARIBBEAN								
<b>GRAND-TOTAL</b>	<b>391,930.61</b>	<b>557,805.72</b>	<b>949,736.33</b>	<b>100.00%</b>	<b>297,769.41</b>	<b>627,800.57</b>	<b>925,569.98</b>	<b>100.00%</b>
<b>INDUSTRIALIZED COUNTRIES:</b>	<b>248,080.51</b>	<b>133,594.97</b>	<b>381,675.48</b>		<b>98,040.47</b>	<b>76,071.48</b>	<b>174,111.95</b>	
Percentage	63.30%	23.95%	40.19%		32.92%	12.12%	18.81%	
<b>DEVELOPING COUNTRIES/ ECONOMIES IN TRANSITION</b>	<b>141,965.20</b>	<b>391,701.25</b>	<b>533,666.45</b>		<b>194,268.08</b>	<b>491,368.73</b>	<b>685,636.81</b>	
Percentage	36.22%	70.22%	56.19%		65.24%	78.27%	74.08%	
<b>ARAB STATES</b>	<b>11,227.03</b>	<b>2,476.98</b>	<b>13,704.01</b>		<b>10,823.15</b>	<b>41,330.50</b>	<b>52,153.65</b>	
Percentage	2.86%	0.44%	1.44%		3.63%	6.58%	5.63%	
<b>AFRICA</b>	<b>16,187.06</b>	<b>19,108.65</b>	<b>35,295.71</b>		<b>11,541.16</b>	<b>11,711.72</b>	<b>23,252.87</b>	
Percentage	4.13%	3.43%	3.72%		3.88%	1.87%	2.51%	
<b>ASIA &amp; PACIFIC</b>	<b>19,204.91</b>	<b>74,880.46</b>	<b>94,085.37</b>		<b>15,221.77</b>	<b>31,214.38</b>	<b>46,436.15</b>	
Percentage	4.90%	13.42%	9.91%		5.11%	4.97%	5.02%	
<b>EUROPE &amp; CIS</b>	<b>21,292.24</b>	<b>42,791.04</b>	<b>64,083.28</b>		<b>30,391.75</b>	<b>20,729.16</b>	<b>51,120.91</b>	
Percentage	5.43%	7.67%	6.75%		10.21%	3.30%	5.52%	
<b>LATIN AMERICA &amp; THE CARIBBEAN</b>	<b>74,053.96</b>	<b>252,444.12</b>	<b>326,498.08</b>		<b>126,168.11</b>	<b>386,283.73</b>	<b>512,451.84</b>	
Percentage	18.89%	45.26%	34.38%		42.37%	61.53%	55.37%	
<b>OTHERS</b>	<b>1,884.89</b>	<b>32,509.50</b>	<b>34,394.39</b>		<b>5,460.86</b>	<b>60,360.36</b>	<b>65,821.22</b>	
Percentage	0.48%	5.83%	3.62%		1.83%	9.61%	7.11%	

**TOTAL PROCUREMENT BY AGENCY: 2001 - 2002**  
(Featuring Agencies Percentage of Procurement in Developing Countries)

UNDP FUNDING									
(USD Thousand)									
AGENCY	2001				2002				DEVELOPING COUNTRIES (%)
	GOODS	SERVICES	TOTAL	DEVELOPING COUNTRIES (%)	GOODS	SERVICES	TOTAL	DEVELOPING COUNTRIES (%)	
ESCAP	10.87	13.35	24.21	78.52%	51.12	52.35	103.47	100.00%	
FAO	746.46	60.56	807.01	15.53%	413.18	94.89	508.07	23.16%	
IAEA	6.30		6.30	0.00%	No procurement under UNDP funding in 2002				
ICAO	37,795.10	162.63	37,957.72	1.19%	173.93	0.00	173.93	100.00%	
ILO	150.55	473.00	623.55	86.13%	162.98	43.69	206.67	100.00%	
ITU	No procurement under UNDP funding in 2001				138.48	0.00	138.48	14.31%	
UNCTAD	104.00	34.90	138.90	100.00%	36.30	56.80	93.10	100.00%	
UNDP (a)	5,000.00	15,000.00	20,000.00	65.84%	6,434.41	39,806.82	46,241.23	6.65%	
UNDP/IAPSO	45,979.80		45,979.80	29.79%	23,812.81	4,938.53	28,751.35	25.83%	
UNDP (NEX)	175,972.99	348,110.13	524,083.12	76.20%	191,527.54	436,569.07	628,096.61	92.75%	
UNDP (DEX)	49,102.13	175,281.82	224,383.95	47.52%	48,584.18	72,264.35	120,848.53	70.95%	
UNESCO (b)	778.00	0.00	778.00	76.99%	113.00	0.00	113.00	53.98%	
UNIDO	918.00	299.00	1,217.00	91.45%	325.83	188.89	514.72	28.53%	
UNON	69.01	0.00	69.01	48.32%	9,441.90	0.00	9,441.90	2.20%	
UNOPS*	10,999.54	17,810.73	28,810.27	22.34%	12,919.36	73,682.51	86,601.88	6.47%	
UPU	No procurement under UNDP funding in 2002				No procurement under UNDP funding in 2002				
WHO	61,398.72	0.00	61,398.72	6.23%	1,192.62	0.00	1,192.62	0.00%	
WMO	2,874.92	559.61	3,434.53	19.68%	2,422.08	36.31	2,458.39	1.61%	
WTO	24.23	0.00	24.23	76.60%	19.70	66.34	86.04	68.26%	
<b>TOTAL</b>	<b>391,930.61</b>	<b>557,805.72</b>	<b>949,736.33</b>	<b>56.19%</b>	<b>297,769.41</b>	<b>627,800.57</b>	<b>925,569.98</b>	<b>74.08%</b>	

(a) UNDP procurement data comprises of UNDP HQ procurement, procurement under National Execution (NEX) and Direct Execution (DEX), for an explanation of these terms please see the glossary.

(b) UNESCO was not in a position to be able to supply data pertaining to the Contracting of Services for 2001, this is due to the installation of an SAP system.

(c) The statistics presented are representative of all UNOPS procurement of goods and services processed through the Reality procurement system. Procurements that are not processed through the Reality system — including local purchases processed through UNDP Country Offices and certain Headquarters purchases — cannot currently be fully described without an exhaustive, in depth review of myriad individual transactions

TOTAL PROCUREMENT OF GOODS BY AGENCY AND COUNTRY OF PROCUREMENT : 2002

UNDP FUNDING		(USD Thousand)				
COUNTRY	UNDP/ NEX	UNDP/ DEX	Agency			ILO
			ESCAP	FAO	IAPSO	
AFGHANISTAN						
ALBANIA	51.27	777.38				
ALGERIA	92.07					
ANDORRA						
ANGOLA						
ANTIGUA & BARBUDA						
ARGENTINA				22.78		
ARMENIA	731.44					
AUSTRALIA	30.97	466.93		4.11		
AUSTRIA	13.33			2.44	165.77	
AZERBAIJAN	928.35	365.90				
BAHAMAS	104.94					
BAHRAIN						
BANGLADESH	815.05					
BARBADOS						
BELARUS	414.11				61.24	
BELGIUM	37.34				20.58	
BELIZE						
BENIN	93.08					
BHUTAN	364.82					
BOLIVIA	102.26					
BOSNIA AND HERZEGOVINA	105.87	1,339.40				7.20
BOTSWANA	880.52					
BRAZIL	35,832.29	16.33				
BRUNEI DARUSSALAM						
BULGARIA	809.93					38.67
BURKINA FASO	166.00					
BURUNDI						
CAMBODIA	45.22					
CAMEROON	13.69					
CANADA	972.60	256.75				
CAPE VERDE	60.89					
CENTRAL AFRICAN REPUBLIC	104.10					
CHAD	23.00					
CHILE	378.42			0.10		
CHINA	638.21	20.40				
COLOMBIA	9,316.08					
COMOROS		193.27				25.38
CONGO						
CONGO, DEM. REP.	55.35	0.20				
COSTA RICA	178.90	183.13				
COTE D'IVOIRE						
CROATIA	15.50					
CUBA	880.40					
CYPRUS	1.40	2.00				
CZECH REPUBLIC						
DENMARK	1,893.48	4,392.02			4,178.44	
DJIBOUTI						
DOMINICA						
DOMINICAN REPUBLIC						
DPR KOREA	5.25					
ECUADOR	185.04					
EGYPT	750.39					
EL SALVADOR	2,761.98	36.93				
EQUATORIAL GUINEA						
ERITREA		264.17				
ESTONIA		4.59				
ETHIOPIA	673.38					
FIJI		8.65				
FINLAND	0.10	28.00			14.46	
FRANCE	43.12	1,371.17			770.44	
GABON						
GAMBIA						30.10
GEORGIA	620.17	17.62				
GERMANY	6,150.62	302.90		1.40	217.26	
GHANA	135.02					
GREECE		2,924.90				
GRENADA						
GUATEMALA	32,489.49					
GUINEA	88.13					
GUINEA-BISSAU						
GUYANA	18.09					
HAITI	57.26	80.94				
HONDURAS	22,115.86	84.52				
HUNGARY						
ICELAND	34.18					
INDIA	3,446.85	1,781.21		87.33	1,622.08	
INDONESIA	177.27	280.35			98.02	
IRAN (ISLAMIC REPUBLIC OF)	169.48					
IRAQ						
IRELAND						
ISRAEL	603.33	529.99				
ITALY	480.30	663.66		3.03	1,082.65	
JAMAICA						
JAPAN	10,535.73	1,816.92			5,442.43	

TOTAL PROCUREMENT OF GOODS BY AGENCY AND COUNTRY OF PROCUREMENT : 2002

UNDP FUNDING		(USD Thousand)				
COUNTRY	UNDP/ NEX	UNDP/ DEX	Agency			ILO
			ESCAP	FAO	IAPSO	
JORDAN	1,462.92	1,423.19				
KAZAKHSTAN	196.55					
KENYA	24.84	377.72				
KIRIBATI	2.60					
KUWAIT	64.41					
KYRGYZSTAN						
LAO P.D.R.	210.50					
LATVIA	105.27					
LEBANON	387.76	8.85				
LESOTHO	198.60					
LIBERIA						
LIBYAN ARAB JAMAHIRIYA						
LIECHTENSTEIN						
LITHUANIA	134.77					
LUXEMBOURG						
MACEDONIA (TFYR)	15.49	12.78				
MADAGASCAR	219.32	34.31				29.78
MALAWI						
MALAYSIA	137.75	201.30				
MALDIVES	20.82					
MALI						
MALTA						
MARSHALL ISLANDS	3.29					
MAURITANIA	781.52					
MAURITIUS						2.50
MEXICO	531.05	5.61				
MICRONESIA (FED. STATES OF)	30.56					
MOLDOVA (REPUBLIC OF)	173.56					
MONACO	7.62					
MONGOLIA	72.13					
MOROCCO	449.09					
MOZAMBIQUE	947.14					
MYANMAR						
NAMIBIA	12.41					
NAURU						
NEPAL	59.22	14.77				
NETHERLANDS	26.37	559.46		9.00	205.99	
NEW ZEALAND	143.43					
NICARAGUA	294.95					
NIGER	542.45	15.45				13.63
NIGERIA						
NORWAY						
OMAN						
PALAU	4.63					
PAKISTAN	622.00	181.22				
PANAMA	1,621.82					
PAPUA NEW GUINEA						
PARAGUAY	9,745.84	11.11				
PERU	496.02					
PHILIPPINES	386.10	76.92				
POLAND	15.40					
PORTUGAL						
QATAR						
REPUBLIC OF KOREA	89.81	19.47				
ROMANIA	178.28					
RUSSIAN FEDERATION	627.94	4.64				
RWANDA	63.60	136.57				
SAMOA						
SAN MARINO						
SAO TOME & PRINCIPE	24.97	92.07				
SAUDI ARABIA	95.03	2,035.04				
SENEGAL	107.36					
SEYCHELLES	1.23					
SIERRA LEONE		405.00				
SINGAPORE	273.91	10.23				
SLOVAKIA						
SLOVENIA						
SOLOMON ISLANDS		37.68				
SOMALIA		121.52				
SOUTH AFRICA	351.55					
SPAIN	74.62	92.47				
SRI LANKA	203.94	1,514.64			1,200.94	
ST KITTS & NEVIS						
ST. LUCIA						
ST. VINCENT & THE GRENADINES						
SUDAN	280.14	55.80				
SURINAME	14.34					
SWAZILAND	26.06	41.67				
SWEDEN	77.80	477.42			124.97	
SWITZERLAND	1,725.32	2.39			29.03	
SYRIAN ARAB REPUBLIC	542.65					
TAJIKISTAN	91.08	91.68				
THAILAND	128.15		51.12			
TIMOR-LESTE		119.01				
TOGO	168.31					

**TOTAL PROCUREMENT OF GOODS BY AGENCY AND COUNTRY OF PROCUREMENT : 2002**

UNDP FUNDING		(USD Thousand)				
COUNTRY	UNDP/ NEX	UNDP/ DEX	Agency			ILO
			ESCAP	FAO	IAPSO	
TONGA	4.20					
TRINIDAD & TOBAGO	6.22					
TUNISIA	148.89					
TURKEY	251.77	16,728.16			4,221.18	
TURKMENISTAN	69.38					
TUVALU	3.14					
UNITED ARAB EMIRATES	2,801.80	484.36				
UGANDA						
UKRAINE	45.28				218.16	15.72
UNITED KINGDOM	2,386.07	1,832.53		83.74	3,616.62	
UNITED REP. OF TANZANIA	416.60					
URUGUAY	53.00					
USA	15,113.61	109.07		101.81	522.56	
UZBEKISTAN	146.02	23.48				
VANUATU						
VENEZUELA	6,861.28					
VIET NAM	121.48					
YEMEN		329.34				
YUGOSLAVIA		646.67				
ZAMBIA						
ZIMBABWE						
<b>SUB-TOTAL</b>	<b>191,414.89</b>	<b>46,543.84</b>	<b>51.12</b>	<b>315.72</b>	<b>23,812.81</b>	<b>162.98</b>
UNSPECIFIED COUNTRIES	47.74	133.29		97.45		
GLOBAL PROJECTS	26.31					
INTERREGIONAL PROJECTS						
ARAB COUNTRIES		1,907.04				
AFRICAN COUNTRIES						
ASIAN COUNTRIES	12.33					
EUROPEAN COUNTRIES	26.26					
LATIN AMERICA AND THE CARIBBEAN						
<b>GRAND-TOTAL</b>	<b>191,527.54</b>	<b>48,584.18</b>	<b>51.12</b>	<b>413.18</b>	<b>23,812.81</b>	<b>162.98</b>
<b>INDUSTRIALIZED COUNTRIES:</b>	<b>40,977.87</b>	<b>15,831.23</b>		<b>205.52</b>	<b>16,391.20</b>	
Percentage	21.40%	32.59%		49.74%	68.83%	
<b>DEVELOPING COUNTRIES/ ECONOMIES IN TRANSITION</b>	<b>150,475.62</b>	<b>32,619.65</b>	<b>51.12</b>	<b>110.21</b>	<b>7,421.61</b>	<b>162.98</b>
Percentage	78.57%	67.14%	100.00%	26.67%	31.17%	100.00%
<b>ARAB STATES</b>	<b>4,488.09</b>	<b>5,880.79</b>			<b>218.16</b>	<b>15.72</b>
Percentage	2.34%	12.10%			0.92%	9.64%
<b>AFRICAN COUNTRIES</b>	<b>8,980.90</b>	<b>2,044.78</b>				<b>101.39</b>
Percentage	4.69%	4.21%				62.21%
<b>ASIA &amp; PACIFIC</b>	<b>7,876.09</b>	<b>4,146.83</b>	<b>51.12</b>	<b>87.33</b>	<b>2,921.04</b>	
Percentage	4.11%	8.54%	100.00%	21.14%	12.27%	
<b>EUROPE &amp; CIS</b>	<b>5,081.87</b>	<b>20,009.68</b>			<b>4,282.42</b>	<b>45.87</b>
Percentage	2.65%	41.19%			17.98%	28.14%
<b>LATIN AMERICA &amp; THE CARIBBEAN</b>	<b>124,045.53</b>	<b>418.58</b>		<b>22.88</b>		
Percentage	64.77%	0.86%		5.54%		
<b>OTHERS</b>	<b>74.05</b>	<b>133.29</b>		<b>97.45</b>		
Percentage	0.04%	0.27%		23.59%		

TOTAL PROCUREMENT OF GOODS BY AGENCY AND COUNTRY OF PROCUREMENT : 2002

UNDP FUNDING

COUNTRY	ITU	UNCTAD	UNDP/ ASD	UNESCO	UNIDO	UNON
AFGHANISTAN						
ALBANIA						
ALGERIA						
ANDORRA						
ANGOLA						
ANTIGUA & BARBUDA						
ARGENTINA						
ARMENIA						
AUSTRALIA						
AUSTRIA					122.05	
AZERBAIJAN						
BAHAMAS						
BAHRAIN						
BANGLADESH						
BARBADOS						
BELARUS						
BELGIUM						
BELIZE						
BENIN						
BHUTAN						
BOLIVIA						
BOSNIA AND HERZEGOVINA						
BOTSWANA						
BRAZIL						
BRUNEI DARUSSALAM						
BULGARIA						
BURKINA FASO						
BURUNDI						78.01
CAMBODIA						
CAMEROON						6.64
CANADA						
CAPE VERDE						
CENTRAL AFRICAN REPUBLIC						
CHAD		8.40				
CHILE						
CHINA					63.66	
COLOMBIA						
COMOROS						
CONGO						
CONGO, DEM. REP.						
COSTA RICA						
COTE D'IVOIRE						0.34
CROATIA						
CUBA						
CYPRUS						
CZECH REPUBLIC						
DENMARK						
DJIBOUTI						
DOMINICA						
DOMINICAN REPUBLIC						
DPR KOREA						
ECUADOR						
EGYPT						
EL SALVADOR						
EQUATORIAL GUINEA						
ERITREA						
ESTONIA						
ETHIOPIA						
FIJI						
FINLAND						
FRANCE						
GABON						
GAMBIA						
GEORGIA						
GERMANY					85.40	1,898.02
GHANA						
GREECE						
GRENADA						
GUATEMALA						
GUINEA						
GUINEA-BISSAU						
GUYANA						
HAITI						
HONDURAS						
HUNGARY						
ICELAND						
INDIA	19.82				0.67	
INDONESIA						
IRAN (ISLAMIC REPUBLIC OF)						
IRAQ						
IRELAND						
ISRAEL						
ITALY					35.94	2,253.26
JAMAICA						
JAPAN						

TOTAL PROCUREMENT OF GOODS BY AGENCY AND COUNTRY OF PROCUREMENT : 2002

UNDP FUNDING

COUNTRY	ITU	UNCTAD	UNDP/ ASD	UNESCO	UNIDO	UNON
JORDAN						
KAZAKHSTAN						
KENYA						92.20
KIRIBATI						
KUWAIT						
KYRGYZSTAN						
LAO P.D.R.						
LATVIA						
LEBANON						
LESOTHO						
LIBERIA						
LIBYAN ARAB JAMAHIRIYA						
LIECHTENSTEIN						
LITHUANIA						
LUXEMBOURG						
MACEDONIA (TFYR)						
MADAGASCAR						
MALAWI		0.70				
MALAYSIA						
MALDIVES						
MALI						
MALTA						
MARSHALL ISLANDS						
MAURITANIA						
MAURITIUS						
MEXICO						
MICRONESIA (FED. STATES OF)						
MOLDOVA (REPUBLIC OF)						
MONACO						
MONGOLIA						
MOROCCO						
MOZAMBIQUE						
MYANMAR						
NAMIBIA						
NAURU						
NEPAL		1.00				
NETHERLANDS					9.06	8.42
NEW ZEALAND						
NICARAGUA						
NIGER						
NIGERIA						
NORWAY						
OMAN						
PALAU						
PAKISTAN						
PANAMA						
PAPUA NEW GUINEA						
PARAGUAY						
PERU						
PHILIPPINES						
POLAND						
PORTUGAL						
QATAR						
REPUBLIC OF KOREA						
ROMANIA						
RUSSIAN FEDERATION						
RWANDA						
SAMOA						
SAN MARINO						
SAO TOME & PRINCIPE						
SAUDI ARABIA						
SENEGAL						
SEYCHELLES						
SIERRA LEONE						
SINGAPORE						
SLOVAKIA						
SLOVENIA						
SOLOMON ISLANDS						26.27
SOMALIA						
SOUTH AFRICA						
SPAIN						
SRI LANKA						
ST KITTS & NEVIS						
ST. LUCIA						
ST. VINCENT & THE GRENADINES						
SUDAN						
SURINAME						
SWAZILAND						
SWEDEN	23.62					
SWITZERLAND	56.47				7.76	856.44
SYRIAN ARAB REPUBLIC		20.20				
TAJIKISTAN						
THAILAND						
TIMOR-LESTE						
TOGO		6.00				

**TOTAL PROCUREMENT OF GOODS BY AGENCY AND COUNTRY OF PROCUREMENT : 2002**

**UNDP FUNDING**

COUNTRY	ITU	UNCTAD	UNDP/ ASD	UNESCO	UNIDO	UNON
TONGA						
TRINIDAD & TOBAGO						
TUNISIA						
TURKEY						
TURKMENISTAN						
TUVALU						
UNITED ARAB EMIRATES				61.00		
UGANDA						
UKRAINE						
UNITED KINGDOM						4,217.91
UNITED REP. OF TANZANIA						4.40
URUGUAY						
USA	38.58		6,434.41	52.00	1.28	
UZBEKISTAN						
VANUATU						
VENEZUELA						
VIET NAM						
YEMEN						
YUGOSLAVIA						
ZAMBIA						
ZIMBABWE						
<b>SUB-TOTAL</b>	<b>138.48</b>	<b>36.30</b>	<b>6,434.41</b>	<b>113.00</b>	<b>325.83</b>	<b>9,441.90</b>
UNSPECIFIED COUNTRIES						
GLOBAL PROJECTS						
INTERREGIONAL PROJECTS						
ARAB COUNTRIES						
AFRICAN COUNTRIES						
ASIAN COUNTRIES						
EUROPEAN COUNTRIES						
LATIN AMERICA AND THE CARIBBEAN						
<b>GRAND-TOTAL</b>	<b>138.48</b>	<b>36.30</b>	<b>6,434.41</b>	<b>113.00</b>	<b>325.83</b>	<b>9,441.90</b>
<b>INDUSTRIALIZED COUNTRIES:</b>	118.66		6,434.41	52.00	261.49	9,234.04
Percentage	85.69%		100.00%	46.02%	80.26%	97.80%
<b>DEVELOPING COUNTRIES/ ECONOMIES IN TRANSITION</b>	19.82	36.30		61.00	64.33	207.86
Percentage	14.31%	100.00%		53.98%	19.74%	2.20%
<b>ARAB STATES</b>		20.20				26.27
Percentage		55.65%				0.28%
<b>AFRICAN COUNTRIES</b>		14.40		61.00		181.59
Percentage		39.67%		53.98%		1.92%
<b>ASIA &amp; PACIFIC</b>	19.82	1.70			64.33	
Percentage	14.31%	4.68%			19.74%	
<b>EUROPE &amp; CIS</b>						
Percentage						
<b>LATIN AMERICA &amp; THE CARIBBEAN</b>						
Percentage						
<b>OTHERS</b>						
Percentage						



**TOTAL PROCUREMENT OF GOODS BY AGENCY AND COUNTRY OF PROCUREMENT : 2002**

UNDP FUNDING	COUNTRY	Agency				(USD Thousand)	(USD Thousand)
		UNOPS	WHO	WMO	WTO	TOTAL (ALL)	%
	AFGHANISTAN						
	ALBANIA					828.65	0.28%
	ALGERIA					92.07	0.03%
	ANDORRA						
	ANGOLA						
	ANTIGUA & BARBUDA						
	ARGENTINA					22.78	0.01%
	ARMENIA					731.44	0.25%
	AUSTRALIA	70.45				572.46	0.19%
	AUSTRIA	78.00		2.08		383.66	0.13%
	AZERBAIJAN					1,294.25	0.43%
	BAHAMAS					104.94	0.04%
	BAHRAIN						
	BANGLADESH					815.05	0.27%
	BARBADOS						
	BELARUS					475.35	0.16%
	BELGIUM					57.92	0.02%
	BELIZE						
	BENIN					93.08	0.03%
	BHUTAN					364.82	0.12%
	BOLIVIA					102.26	0.03%
	BOSNIA AND HERZEGOVINA					1,452.47	0.49%
	BOTSWANA					880.52	0.30%
	BRAZIL					35,848.62	12.04%
	BRUNEI DARUSSALAM						
	BULGARIA					848.60	0.28%
	BURKINA FASO					166.00	0.06%
	BURUNDI					78.01	0.03%
	CAMBODIA					45.22	0.02%
	CAMEROON					20.33	0.01%
	CANADA	113.35				1,342.70	0.45%
	CAPE VERDE					60.89	0.02%
	CENTRAL AFRICAN REPUBLIC					104.10	0.03%
	CHAD					31.40	0.01%
	CHILE					378.51	0.13%
	CHINA					722.27	0.24%
	COLOMBIA					9,316.08	3.13%
	COMOROS					218.65	0.07%
	CONGO						
	CONGO, DEM. REP.					55.55	0.02%
	COSTA RICA					362.03	0.12%
	COTE D'IVOIRE					0.34	0.00%
	CROATIA	238.83				254.33	0.09%
	CUBA					880.40	0.30%
	CYPRUS					3.40	0.00%
	CZECH REPUBLIC						
	DENMARK	270.79	390.47			11,125.20	3.74%
	DJIBOUTI						
	DOMINICA						
	DOMINICAN REPUBLIC						
	DPR KOREA					5.25	0.00%
	ECUADOR					185.04	0.06%
	EGYPT					750.39	0.25%
	EL SALVADOR					2,798.90	0.94%
	EQUATORIAL GUINEA						
	ERITREA					264.17	0.09%
	ESTONIA					4.59	0.00%
	ETHIOPIA					673.38	0.23%
	FIJI					8.65	0.00%
	FINLAND					42.56	0.01%
	FRANCE	5.69	52.99	2,323.75		4,567.16	1.53%
	GABON						
	GAMBIA					30.10	0.01%
	GEORGIA					637.79	0.21%
	GERMANY	166.76	8.53			8,830.88	2.97%
	GHANA					135.02	0.05%
	GREECE	68.68				2,993.58	1.01%
	GRENADA						
	GUATEMALA	1,681.13				34,170.62	11.48%
	GUINEA					88.13	0.03%
	GUINEA-BISSAU						
	GUYANA					18.09	0.01%
	HAITI					138.20	0.05%
	HONDURAS					22,200.38	7.46%
	HUNGARY						
	ICELAND					34.18	0.01%
	INDIA					6,957.96	2.34%
	INDONESIA					555.64	0.19%
	IRAN (ISLAMIC REPUBLIC OF)					169.48	0.06%
	IRAQ						
	IRELAND		2.68			2.68	0.00%
	ISRAEL					1,133.32	0.38%
	ITALY					4,518.84	1.52%
	JAMAICA						
	JAPAN	521.10	53.39			18,369.57	6.17%

**TOTAL PROCUREMENT OF GOODS BY AGENCY AND COUNTRY OF PROCUREMENT : 2002**

UNDP FUNDING	COUNTRY	Agency				(USD Thousand)	(USD Thousand)
		UNOPS	WHO	WMO	WTO	TOTAL (ALL)	%
JORDAN						2,886.11	0.97%
KAZAKHSTAN						196.55	0.07%
KENYA		103.65				598.40	0.20%
KIRIBATI						2.60	0.00%
KUWAIT						64.41	0.02%
KYRGYZSTAN							
LAO P.D.R.						210.50	0.07%
LATVIA						105.27	0.04%
LEBANON						396.61	0.13%
LESOTHO						198.60	0.07%
LIBERIA							
LIBYAN ARAB JAMAHIRIYA							
LIECHTENSTEIN							
LITHUANIA						134.77	0.05%
LUXEMBOURG							
MACEDONIA (TFYR)						28.28	0.01%
MADAGASCAR						283.41	0.10%
MALAWI							
MALAYSIA		19.18				358.93	0.12%
MALDIVES						20.82	0.01%
MALI							
MALTA							
MARSHALL ISLANDS						3.29	0.00%
MAURITANIA						781.52	0.26%
MAURITIUS						2.50	0.00%
MEXICO						536.66	0.18%
MICRONESIA (FED. STATES OF)						30.56	0.01%
MOLDOVA (REPUBLIC OF)						173.56	0.06%
MONACO						7.62	0.00%
MONGOLIA						72.13	0.02%
MOROCCO						449.09	0.15%
MOZAMBIQUE						947.14	0.32%
MYANMAR		7.90				7.90	0.00%
NAMIBIA						12.41	0.00%
NAURU							
NEPAL						74.99	0.03%
NETHERLANDS		254.39	554.08	72.31		1,699.07	0.57%
NEW ZEALAND						143.43	0.05%
NICARAGUA						294.95	0.10%
NIGER						571.53	0.19%
NIGERIA							
NORWAY							
OMAN							
PALAU		23.35				27.98	0.01%
PAKISTAN						803.22	0.27%
PANAMA						1,621.82	0.54%
PAPUA NEW GUINEA							
PARAGUAY						9,756.95	3.28%
PERU						496.02	0.17%
PHILIPPINES						463.01	0.16%
POLAND						15.40	0.01%
PORTUGAL							
QATAR							
REPUBLIC OF KOREA						109.28	0.04%
ROMANIA						178.28	0.06%
RUSSIAN FEDERATION						632.58	0.21%
RWANDA					19.70	219.86	0.07%
SAMOA							
SAN MARINO							
SAO TOME & PRINCIPE						117.04	0.04%
SAUDI ARABIA						2,130.07	0.72%
SENEGAL						107.36	0.04%
SEYCHELLES						1.23	0.00%
SIERRA LEONE						405.00	0.14%
SINGAPORE						284.14	0.10%
SLOVAKIA							
SLOVENIA		231.98				231.98	0.08%
SOLOMON ISLANDS						37.68	0.01%
SOMALIA						321.72	0.11%
SOUTH AFRICA		7.91				359.46	0.12%
SPAIN						167.09	0.06%
SRI LANKA						2,919.52	0.98%
ST KITTS & NEVIS							
ST. LUCIA							
ST. VINCENT & THE GRENADINES							
SUDAN						335.94	0.11%
SURINAME						14.34	0.00%
SWAZILAND						67.73	0.02%
SWEDEN						703.82	0.24%
SWITZERLAND		99.71	28.34	0.19		2,805.64	0.94%
SYRIAN ARAB REPUBLIC						562.85	0.19%
TAJIKISTAN						182.76	0.06%
THAILAND		3.08				182.35	0.06%
TIMOR-LESTE						119.01	0.04%
TOGO						174.31	0.06%

**TOTAL PROCUREMENT OF GOODS BY AGENCY AND COUNTRY OF PROCUREMENT : 2002**

UNDP FUNDING	COUNTRY	Agency				(USD Thousand)	(USD Thousand)
		UNOPS	WHO	WMO	WTO	TOTAL (ALL)	%
	TONGA					4.20	0.00%
	TRINIDAD & TOBAGO					6.22	0.00%
	TUNISIA					148.89	0.05%
	TURKEY					21,201.11	7.12%
	TURKMENISTAN					69.38	0.02%
	TUVALU					3.14	0.00%
	UNITED ARAB EMIRATES	13.29		12.54		3,372.99	1.13%
	UGANDA						
	UKRAINE					279.15	0.09%
	UNITED KINGDOM	1,668.38	102.14	0.56		13,907.94	4.67%
	UNITED REP. OF TANZANIA					421.00	0.14%
	URUGUAY					53.00	0.02%
	USA	1,614.60		10.65		23,998.56	8.06%
	UZBEKISTAN					169.51	0.06%
	VANUATU						
	VENEZUELA					6,861.28	2.30%
	VIET NAM					121.48	0.04%
	YEMEN					329.34	0.11%
	YUGOSLAVIA	501.10				1,147.77	0.39%
	ZAMBIA						
	ZIMBABWE						
	<b>SUB-TOTAL</b>	<b>7,763.30</b>	<b>1,192.62</b>	<b>2,422.08</b>	<b>19.70</b>	<b>290,362.92</b>	<b>97.51%</b>
	UNSPECIFIED COUNTRIES	5,156.06				5,434.54	1.83%
	GLOBAL PROJECTS					26.31	0.01%
	INTERREGIONAL PROJECTS						
	ARAB COUNTRIES					1,907.04	0.64%
	AFRICAN COUNTRIES						
	ASIAN COUNTRIES					12.33	0.00%
	EUROPEAN COUNTRIES					26.26	0.01%
	LATIN AMERICA AND THE CARIBBEAN						
	<b>GRAND-TOTAL</b>	<b>12,919.36</b>	<b>1,192.62</b>	<b>2,422.08</b>	<b>19.70</b>	<b>297,769.41</b>	<b>100.00%</b>
	<b>INDUSTRIALIZED COUNTRIES:</b>	4,931.89	1,192.62	2,409.54		98,040.47	
	Percentage	38.17%	100.00%	99.48%		32.92%	
	<b>DEVELOPING COUNTRIES/ ECONOMIES IN TRANSITION</b>	2,831.41		12.54	19.70	194,268.08	
	Percentage	21.92%		0.52%	100.00%	65.24%	
	<b>ARAB STATES</b>					10,823.15	
	Percentage					3.63%	
	<b>AFRICAN COUNTRIES</b>	124.85		12.54	19.70	11,541.16	
	Percentage	0.97%		0.52%	100.00%	3.88%	
	<b>ASIA &amp; PACIFIC</b>	53.51				15,221.77	
	Percentage	0.41%				5.11%	
	<b>EUROPE &amp; CIS</b>	971.92				30,391.75	
	Percentage	7.52%				10.21%	
	<b>LATIN AMERICA &amp; THE CARIBBEAN</b>	1,681.13				126,168.11	
	Percentage	13.01%				42.37%	
	<b>OTHERS</b>	5,156.06				5,460.86	
	Percentage	39.91%				1.83%	

**TOTAL PROCUREMENT OF SERVICES BY AGENCY AND COUNTRY OF PROCUREMENT : 2002**

UNDP FUNDING		(USD Thousand)				
COUNTRY	UNDP/ NEX	UNDP/ DEX	AGENCY			
			ESCAP	FAO	IAPSO	ILO
AFGHANISTAN		411.89				
ALBANIA	5.02	1,103.04				
ALGERIA	432.74					
ANDORRA						
ANGOLA						
ANTIGUA & BARBUDA						
ARGENTINA	4,293.50					
ARMENIA	76.88					
AUSTRALIA						
AUSTRIA						
AZERBAIJAN	187.51	4.80				
BAHAMAS						
BAHRAIN	81.86					
BANGLADESH	1,167.94					
BARBADOS						
BELARUS	331.23					
BELGIUM					14.25	
BELIZE						
BENIN	175.13					
BHUTAN	194.40					
BOLIVIA	6,606.80					
BOSNIA AND HERZEGOVINA	104.26	2,971.56				
BOTSWANA	1,026.95					
BRAZIL	69,679.47	2.43				
BRUNEI DARUSSALAM						
BULGARIA	10,305.23					
BURKINA FASO						
BURUNDI						
CAMBODIA	246.00	257.92				
CAMEROON	367.46					
CANADA		279.70		45.00		
CAPE VERDE	41.20					
CENTRAL AFRICAN REPUBLIC	130.61					
CHAD	5.00					40.69
CHILE	3,246.97	74.29		0.24		
CHINA	255.98					
COLOMBIA	74,764.38					
COMOROS						
CONGO		147.10				
CONGO, DEM. REP.	254.02	2.00				
COSTA RICA	1,016.53	248.47				
COTE D'IVOIRE						
CROATIA	304.78					
CUBA	435.81					
CYPRUS						
CZECH REPUBLIC						
DENMARK		7,446.43			4,920.37	
DJIBOUTI						
DOMINICA						
DOMINICAN REPUBLIC						
DPR KOREA	255.00					
ECUADOR	2,285.41					
EGYPT	550.04					
EL SALVADOR	3,277.78	699.73				
EQUATORIAL GUINEA						
ERITREA		162.78				
ESTONIA						
ETHIOPIA	91.07					
FIJI	125.01	27.60				
FINLAND	125.01					
FRANCE		1,302.11				
GABON						
GAMBIA	97.00					
GEORGIA	1,256.81					
GERMANY		8,553.77				
GHANA	594.29					
GREECE						
GRENADA						
GUATEMALA	7,356.88	498.92				
GUINEA	30.37					
GUINEA-BISSAU						
GUYANA	79.13					
HAITI	8.85					
HONDURAS	2,921.78	17.22				
HUNGARY						
ICELAND						
INDIA	1,923.07	2,409.72				
INDONESIA	6,791.44	5,030.29				
IRAN (ISLAMIC REPUBLIC OF)	101.10	3.81				
IRAQ						
IRELAND						
ISRAEL		44.27				
ITALY		396.37				
JAMAICA						
JAPAN						

**TOTAL PROCUREMENT OF SERVICES BY AGENCY AND COUNTRY OF PROCUREMENT : 2002**

UNDP FUNDING		(USD Thousand)				
COUNTRY	UNDP/ NEX	UNDP/ DEX	AGENCY			
			ESCAP	FAO	IAPSO	ILO
JORDAN	96.05					
KAZAKHSTAN	292.78					
KENYA	138.10	27.20		7.20		
KIRIBATI						
KUWAIT	2,335.56					
KYRGYZSTAN						
LAO P.D.R.	116.46					
LATVIA	618.15	7.80				
LEBANON	225.88					
LESOTHO	24.26					
LIBERIA	14.38					
LIBYAN ARAB JAMAHIRIYA						
LIECHTENSTEIN						
LITHUANIA	272.91					
LUXEMBOURG						
MACEDONIA (TFYR)	493.78	4.81				
MADAGASCAR	357.92	120.58				
MALAWI						
MALAYSIA	300.57	67.78				
MALDIVES	69.19		38.21			
MALI						
MALTA						
MARSHALL ISLANDS						
MAURITANIA						
MAURITIUS	3.85					3.00
MEXICO	2,916.06	100.15				
MICRONESIA (FED. STATES OF)						
MOLDOVA (REPUBLIC OF)	119.22					
MONACO						
MONGOLIA	111.76					
MOROCCO	379.60					
MOZAMBIQUE	2,197.77					
MYANMAR						
NAMIBIA	24.15					
NAURU						
NEPAL	1,632.81	823.06				
NETHERLANDS						
NEW ZEALAND						
NICARAGUA	319.54	496.49				
NIGER	599.05	12.00				
NIGERIA						
NORWAY						
OMAN						
PALAU						
PAKISTAN	2,762.00					
PANAMA	173,031.17					
PAPUA NEW GUINEA						
PARAGUAY	897.17	183.44				
PERU	24,759.86					
PHILIPPINES	949.10	175.46				
POLAND	243.00					
PORTUGAL						
QATAR						
REPUBLIC OF KOREA	145.13	17.04				
ROMANIA	237.77					
RUSSIAN FEDERATION	4,358.97					
RWANDA						
SAMOA						
SAN MARINO						
SAO TOME & PRINCIPE						
SAUDI ARABIA	285.43					
SENEGAL	302.00					
SEYCHELLES	3.91					
SIERRA LEONE						
SINGAPORE		100.00				
SLOVAKIA						
SLOVENIA						
SOLOMON ISLANDS						
SOMALIA		144.57				
SOUTH AFRICA						
SPAIN						
SRI LANKA	312.01	168.86				
ST KITTS & NEVIS						
ST. LUCIA						
ST. VINCENT & THE GRENADINES						
SUDAN	48.23	292.43				
SURINAME						
SWAZILAND	15.67	40.47				
SWEDEN		16.35				
SWITZERLAND		24.00				
SYRIAN ARAB REPUBLIC	488.14					
TAJIKISTAN	135.77	5.23				
THAILAND	204.03		14.14			3.91
TIMOR-LESTE		99.23				
TOGO	543.59					

**TOTAL PROCUREMENT OF SERVICES BY AGENCY AND COUNTRY OF PROCUREMENT : 2002**

UNDP FUNDING		(USD Thousand)				
COUNTRY	UNDP/ NEX	UNDP/ DEX	AGENCY			ILO
			ESCAP	FAO	IAPSO	
TONGA						
TRINIDAD & TOBAGO	360.06					
TUNISIA	476.25					
TURKEY	74.96	83.14				
TURKMENISTAN	150.69					
TUVALU						
UNITED ARAB EMIRATES		424.50				
UGANDA						
UKRAINE	21.20					
UNITED KINGDOM		2.76		42.46		
UNITED REP. OF TANZANIA	1,390.39					
URUGUAY	1,217.24					
USA		1,076.23				
UZBEKISTAN	154.41	38.01				
VANUATU						
VENEZUELA	4,396.64	9.36				
VIET NAM	1,173.55					
YEMEN		95.55				
YUGOSLAVIA		776.13				
ZAMBIA						
ZIMBABWE	163.26					
<b>SUB-TOTAL</b>	<b>436,569.07</b>	<b>37,528.83</b>	<b>52.35</b>	<b>94.89</b>	<b>4,938.53</b>	<b>43.69</b>
UNSPECIFIED COUNTRIES						
GLOBAL PROJECTS						
INTERREGIONAL PROJECTS						
ARAB COUNTRIES		34,735.52				
AFRICAN COUNTRIES						
ASIAN COUNTRIES						
EUROPEAN COUNTRIES						
LATIN AMERICA AND THE CARIBBEAN						
<b>GRAND-TOTAL</b>	<b>436,569.07</b>	<b>72,264.35</b>	<b>52.35</b>	<b>94.89</b>	<b>4,938.53</b>	<b>43.69</b>
<b>INDUSTRIALIZED COUNTRIES:</b>	4,483.98	19,141.97		87.46	4,934.62	
Percentage	1.03%	26.49%		92.16%	99.92%	
<b>DEVELOPING COUNTRIES/ ECONOMIES IN TRANSITION:</b>	432,085.10	53,122.38	52.35	7.44	3.91	43.69
Percentage	98.97%	73.51%	100.00%	7.84%	0.08%	100.00%
<b>ARAB STATES</b>	5,522.09	35,271.88				
Percentage	1.26%	48.81%				
<b>AFRICAN COUNTRIES</b>	8,591.38	936.63		7.20		43.69
Percentage	1.97%	1.30%		7.59%		100.00%
<b>ASIA &amp; PACIFIC</b>	18,735.44	9,489.62	52.35		3.91	
Percentage	4.29%	13.13%	100.00%		0.08%	
<b>EUROPE &amp; CIS</b>	15,365.16	4,994.52				
Percentage	3.52%	6.91%				
<b>LATIN AMERICA &amp; THE CARIBBEAN</b>	383,871.03	2,330.50		0.24		
Percentage	87.93%	3.22%		0.25%		
<b>OTHERS</b>						
Percentage						

**TOTAL PROCUREMENT OF SERVICES BY AGENCY AND COUNTRY OF PROCUREMENT : 2002**

UNDP FUNDING							(USD Thousand)	
COUNTRY	UNDP/ HQ	UNCTAD	UNIDO	UNOPS	WMO	AGENCY		
						WTO	TOTAL (ALL)	%
AFGHANISTAN							411.89	0.07%
ALBANIA							1,108.06	0.18%
ALGERIA							432.74	0.07%
ANDORRA								
ANGOLA								
ANTIGUA & BARBUDA								
ARGENTINA							4,293.50	0.68%
ARMENIA							76.88	0.01%
AUSTRALIA				12.00		1.20	13.20	0.00%
AUSTRIA			8.95				8.95	0.00%
AZERBAIJAN							192.31	0.03%
BAHAMAS								
BAHRAIN							81.86	0.01%
BANGLADESH							1,167.94	0.19%
BARBADOS								
BELARUS							331.23	0.05%
BELGIUM	723.85			8.20		0.76	747.06	0.12%
BELIZE								
BENIN							175.13	0.03%
BHUTAN							194.40	0.03%
BOLIVIA							6,606.80	1.05%
BOSNIA AND HERZEGOVINA							3,075.82	0.49%
BOTSWANA						3.11	1,030.06	0.16%
BRAZIL				40.00			69,721.90	11.11%
BRUNEI DARUSSALAM								
BULGARIA							10,305.23	1.64%
BURKINA FASO								
BURUNDI								
CAMBODIA							503.92	0.08%
CAMEROON							367.46	0.06%
CANADA				260.94			585.64	0.09%
CAPE VERDE							41.20	0.01%
CENTRAL AFRICAN REPUBLIC							130.61	0.02%
CHAD		8.40					54.09	0.01%
CHILE							3,321.50	0.53%
CHINA			31.25	11.50		0.98	299.71	0.05%
COLOMBIA							74,764.38	11.91%
COMOROS								
CONGO							147.10	0.02%
CONGO, DEM. REP.							256.02	0.04%
COSTA RICA							1,264.99	0.20%
COTE D'IVOIRE				71.35			71.35	0.01%
CROATIA							304.78	0.05%
CUBA							435.81	0.07%
CYPRUS								
CZECH REPUBLIC			39.48				39.48	0.01%
DENMARK			54.61	20.00			12,441.41	1.98%
DJIBOUTI								
DOMINICA								
DOMINICAN REPUBLIC								
DPR KOREA						2.02	257.02	0.04%
ECUADOR						0.47	2,285.88	0.36%
EGYPT				276.63			826.67	0.13%
EL SALVADOR				21.50			3,999.01	0.64%
EQUATORIAL GUINEA								
ERITREA							162.78	0.03%
ESTONIA								
ETHIOPIA				1,000.00			1,091.07	0.17%
FIJI							152.61	0.02%
FINLAND							125.01	0.02%
FRANCE			42.84	71.93		12.80	1,429.67	0.23%
GABON								
GAMBIA							97.00	0.02%
GEORGIA							1,256.81	0.20%
GERMANY				170.45			8,724.22	1.39%
GHANA				25.00			619.29	0.10%
GREECE								
GRENADA								
GUATEMALA							7,855.80	1.25%
GUINEA							30.37	0.00%
GUINEA-BISSAU						0.43	0.43	0.00%
GUYANA							79.13	0.01%
HAITI							8.85	0.00%
HONDURAS							2,939.00	0.47%
HUNGARY								
ICELAND								
INDIA	1,664.96	13.00	6.06	5.97			6,022.77	0.96%
INDONESIA							11,821.73	1.88%
IRAN (ISLAMIC REPUBLIC OF)							104.91	0.02%
IRAQ								
IRELAND						4.06	4.06	0.00%
ISRAEL							44.27	0.01%
ITALY				112.80			509.17	0.08%
JAMAICA								
JAPAN								

**TOTAL PROCUREMENT OF SERVICES BY AGENCY AND COUNTRY OF PROCUREMENT : 2002**

UNDP FUNDING		(USD Thousand)						
COUNTRY	UNDP/ HQ	AGENCY					TOTAL (ALL)	%
		UNCTAD	UNIDO	UNOPS	WMO	WTO		
JORDAN				25.30			121.35	0.02%
KAZAKHSTAN	300.00						592.78	0.09%
KENYA							172.50	0.03%
KIRIBATI								
KUWAIT							2,335.56	0.37%
KYRGYZSTAN								
LAO P.D.R.							116.46	0.02%
LATVIA							625.95	0.10%
LEBANON				52.82			278.70	0.04%
LESOTHO							24.26	0.00%
LIBERIA							14.38	0.00%
LIBYAN ARAB JAMAHIRIYA								
LIECHTENSTEIN								
LITHUANIA							272.91	0.04%
LUXEMBOURG								
MACEDONIA (TFYR)							498.59	0.08%
MADAGASCAR							478.50	0.08%
MALAWI								
MALAYSIA		0.70		30.00			399.05	0.06%
MALDIVES							107.40	0.02%
MALI						0.30	0.30	0.00%
MALTA								
MARSHALL ISLANDS								
MAURITANIA								
MAURITIUS		5.00					11.85	0.00%
MEXICO							3,016.21	0.48%
MICRONESIA (FED. STATES OF)								
MOLDOVA (REPUBLIC OF)							119.22	0.02%
MONACO								
MONGOLIA	639.78						758.91	0.12%
MOROCCO				156.77		3.51	539.88	0.09%
MOZAMBIQUE				849.23			3,047.00	0.49%
MYANMAR								
NAMIBIA							24.15	0.00%
NAURU								
NEPAL		7.40				5.47	2,468.74	0.39%
NETHERLANDS	720.00			511.68		2.29	1,233.97	0.20%
NEW ZEALAND								
NICARAGUA							816.04	0.13%
NIGER							611.05	0.10%
NIGERIA								
NORWAY								
OMAN								
PALAU								
PAKISTAN							2,762.00	0.44%
PANAMA							173,031.17	27.56%
PAPUA NEW GUINEA								
PARAGUAY							1,080.61	0.17%
PERU				20.00			24,779.86	3.95%
PHILIPPINES				17.00		3.74	1,145.30	0.18%
POLAND							243.00	0.04%
PORTUGAL								
QATAR								
REPUBLIC OF KOREA							162.17	0.03%
ROMANIA							237.77	0.04%
RUSSIAN FEDERATION							4,358.97	0.69%
RWANDA								
SAMOA								
SAN MARINO								
SAO TOME & PRINCIPE								
SAUDI ARABIA							285.43	0.05%
SENEGAL							302.00	0.05%
SEYCHELLES							3.91	0.00%
SIERRA LEONE								
SINGAPORE							100.00	0.02%
SLOVAKIA								
SLOVENIA								
SOLOMON ISLANDS								
SOMALIA							144.57	0.02%
SOUTH AFRICA				46.23			46.23	0.01%
SPAIN								
SRI LANKA				5.93			486.80	0.08%
ST KITTS & NEVIS								
ST. LUCIA								
ST. VINCENT & THE GRENADINES								
SUDAN							340.66	0.05%
SURINAME								
SWAZILAND							56.14	0.01%
SWEDEN				155.00			171.35	0.03%
SWITZERLAND				14.00		1.49	39.49	0.01%
SYRIAN ARAB REPUBLIC			15.80				503.94	0.08%
TAJIKISTAN							141.00	0.02%
THAILAND	470.50					1.22	693.80	0.11%
TIMOR-LESTE							99.23	0.02%
TOGO		6.50					550.09	0.09%



**TOTAL PROCUREMENT OF SERVICES BY AGENCY AND COUNTRY OF PROCUREMENT : 2002**

UNDP FUNDING		(USD Thousand)							
COUNTRY	UNDP/ HQ	AGENCY						TOTAL (ALL)	%
		UNCTAD	UNIDO	UNOPS	WMO	WTO			
TONGA							2.20	2.20	0.00%
TRINIDAD & TOBAGO								360.06	0.06%
TUNISIA								476.25	0.08%
TURKEY								158.10	0.03%
TURKMENISTAN								150.69	0.02%
TUVALU									
UNITED ARAB EMIRATES					27.06			451.56	0.07%
UGANDA				30.00				30.00	0.00%
UKRAINE			5.70					26.90	0.00%
UNITED KINGDOM	1,195.76			545.72				1,786.69	0.28%
UNITED REP. OF TANZANIA								1,390.39	0.22%
URUGUAY						2.60		1,219.84	0.19%
USA	34,091.98			8,666.20		9.25		43,843.65	6.98%
UZBEKISTAN								192.42	0.03%
VANUATU						2.11		2.11	0.00%
VENEZUELA								4,405.99	0.70%
VIET NAM								1,173.55	0.19%
YEMEN								95.55	0.02%
YUGOSLAVIA							8.21	784.34	0.12%
ZAMBIA									
ZIMBABWE				88.00				251.26	0.04%
<b>SUB-TOTAL</b>	<b>39,806.82</b>	<b>56.80</b>	<b>188.89</b>	<b>13,322.15</b>	<b>36.31</b>	<b>66.34</b>		<b>532,704.69</b>	<b>84.85%</b>
UNSPECIFIED COUNTRIES				60,360.36				60,360.36	9.61%
GLOBAL PROJECTS									
INTERREGIONAL PROJECTS									
ARAB COUNTRIES								34,735.52	5.53%
AFRICAN COUNTRIES									
ASIAN COUNTRIES									
EUROPEAN COUNTRIES									
LATIN AMERICA AND THE CARIBBEAN									
<b>GRAND-TOTAL</b>	<b>39,806.82</b>	<b>56.80</b>	<b>188.89</b>	<b>73,682.51</b>	<b>36.31</b>	<b>66.34</b>		<b>627,800.57</b>	<b>100.00%</b>
<b>INDUSTRIALIZED COUNTRIES:</b>	36,731.59		106.40	10,548.92	9.25	22.60		76,066.77	12.12%
Percentage	92.27%		56.33%	14.32%	25.48%	34.07%		12.12%	
<b>DEVELOPING COUNTRIES/ ECONOMIES IN TRANSITION:</b>	3,075.24	56.80	82.49	2,773.24	27.06	43.74		491,373.44	78.27%
Percentage	7.73%	100.00%	43.67%	3.76%	74.52%	65.93%		78.27%	78.27%
<b>ARAB STATES</b>		15.80	5.70	511.52		3.51		41,330.50	6.60%
Percentage		27.82%	3.02%	0.69%		5.29%		6.58%	
<b>AFRICAN COUNTRIES</b>		19.90		2,079.81	27.06	3.84		11,709.52	1.88%
Percentage		35.04%		2.82%	74.52%	5.79%		1.87%	
<b>ASIA &amp; PACIFIC</b>	2,775.24	21.10	37.31	70.40		25.11		31,210.48	4.97%
Percentage	6.97%	37.15%	19.75%	0.10%		37.85%		4.97%	
<b>EUROPE &amp; CIS</b>	300.00		39.48	30.00		8.21		20,737.37	3.30%
Percentage	0.75%		20.90%	0.04%		12.38%		3.30%	
<b>LATIN AMERICA &amp; THE CARIBBEAN</b>				81.50		3.07		386,286.33	61.53%
Percentage				0.11%		4.63%		61.53%	
<b>OTHERS</b>				60,360.36				60,360.36	9.61%
Percentage				81.92%				9.61%	

NATIONAL EXECUTION: PROCUREMENT OF GOODS AND SERVICES : 2002

ALL UNDP COUNTRY OFFICES		(USD Thousand)		
COUNTRY	GOODS	SERVICES	TOTAL	(%)
AFGHANISTAN				
ALBANIA	51.27	5.02	56.29	0.01%
ALGERIA	92.07	432.74	524.81	0.08%
ANDORRA				
ANGOLA				
ANTIGUA & BARBUDA				
ARGENTINA		4,293.50	4,293.50	0.68%
ARMENIA	731.44	76.88	808.32	0.13%
AUSTRALIA	30.97		30.97	0.00%
AUSTRIA	13.33		13.33	0.00%
AZERBAIJAN	928.35	187.51	1,115.86	0.18%
BAHAMAS	104.94		104.94	0.02%
BAHRAIN		81.86	81.86	0.01%
BANGLADESH	815.05	1,167.94	1,982.98	0.32%
BARBADOS				
BELARUS	414.11	331.23	745.34	0.12%
BELGIUM	37.34		37.34	0.01%
BELIZE				
BENIN	93.08	175.13	268.21	0.04%
BHUTAN	364.82	194.40	559.23	0.09%
BOLIVIA	102.26	6,606.80	6,709.06	1.07%
BOSNIA AND HERZEGOVINA	105.87	104.26	210.13	0.03%
BOTSWANA	880.52	1,026.95	1,907.47	0.30%
BRAZIL	35,832.29	69,679.47	105,511.76	16.80%
BRUNEI DARUSSALAM				
BULGARIA	809.93	10,305.23	11,115.15	1.77%
BURKINA FASO	166.00		166.00	0.03%
BURUNDI				
CAMBODIA	45.22	246.00	291.22	0.05%
CAMEROON	13.69	367.46	381.14	0.06%
CANADA	972.60		972.60	0.15%
CAPE VERDE	60.89	41.20	102.08	0.02%
CENTRAL AFRICAN REPUBLIC	104.10	130.61	234.70	0.04%
CHAD	23.00	5.00	28.00	0.00%
CHILE	378.42	3,246.97	3,625.39	0.58%
CHINA	638.21	255.98	894.19	0.14%
COLOMBIA	9,316.08	74,764.38	84,080.47	13.39%
COMOROS				
CONGO				
CONGO, DEM. REP.	55.35	254.02	309.37	0.05%
COSTA RICA	178.90	1,016.53	1,195.43	0.19%
COTE D'IVOIRE				
CROATIA	15.50	304.78	320.29	0.05%
CUBA	880.40	435.81	1,316.22	0.21%
CYPRUS	1.40		1.40	0.00%
CZECH REPUBLIC				
DENMARK	1,893.48		1,893.48	0.30%
DJIBOUTI				
DOMINICA				
DOMINICAN REPUBLIC				
DPR KOREA	5.25	255.00	260.25	0.04%
ECUADOR	185.04	2,285.41	2,470.46	0.39%
EGYPT	750.39	550.04	1,300.43	0.21%
EL SALVADOR	2,761.98	3,277.78	6,039.76	0.96%
EQUATORIAL GUINEA				
ERITREA				
ESTONIA				
ETHIOPIA	673.38	91.07	764.45	0.12%
FIJI		125.01	125.01	0.02%
FINLAND	0.10	125.01	125.11	0.02%
FRANCE	43.12		43.12	0.01%
GABON				
GAMBIA		97.00	97.00	0.02%
GEORGIA	620.17	1,256.81	1,876.98	0.30%
GERMANY	6,150.62		6,150.62	0.98%
GHANA	135.02	594.29	729.31	0.12%
GREECE				
GRENADA				
GUATEMALA	32,489.49	7,356.88	39,846.37	6.34%
GUINEA	88.13	30.37	118.50	0.02%
GUINEA-BISSAU				
GUYANA	18.09	79.13	97.21	0.02%
HAITI	57.26	8.85	66.12	0.01%
HONDURAS	22,115.86	2,921.78	25,037.64	3.99%
HUNGARY				
ICELAND	34.18		34.18	0.01%
INDIA	3,446.85	1,923.07	5,369.91	0.85%
INDONESIA	177.27	6,791.44	6,968.71	1.11%
IRAN (ISLAMIC REPUBLIC OF)	169.48	101.10	270.58	0.04%
IRAQ				
IRELAND				
ISRAEL	603.33		603.33	0.10%
ITALY	480.30		480.30	0.08%
JAMAICA				
JAPAN	10,535.73		10,535.73	1.68%

NATIONAL EXECUTION: PROCUREMENT OF GOODS AND SERVICES : 2002

ALL UNDP COUNTRY OFFICES		(USD Thousand)		
COUNTRY	GOODS	SERVICES	TOTAL	(%)
JORDAN	1,462.92	96.05	1,558.97	0.25%
KAZAKHSTAN	196.55	292.78	489.33	0.08%
KENYA	24.84	138.10	162.94	0.03%
KIRIBATI	2.60		2.60	0.00%
KUWAIT	64.41	2,335.56	2,399.97	0.38%
KYRGYZSTAN				
LAO P.D.R.	210.50	116.46	326.96	0.05%
LATVIA	105.27	618.15	723.42	0.12%
LEBANON	387.76	225.88	613.64	0.10%
LESOTHO	198.60	24.26	222.86	0.04%
LIBERIA		14.38	14.38	0.00%
LIBYAN ARAB JAMAHIRIYA				
LIECHTENSTEIN				
LITHUANIA	134.77	272.91	407.68	0.06%
LUXEMBOURG				
MACEDONIA (TFYR)	15.49	493.78	509.27	0.08%
MADAGASCAR	219.32	357.92	577.23	0.09%
MALAWI				
MALAYSIA	137.75	300.57	438.32	0.07%
MALDIVES	20.82	69.19	90.01	0.01%
MALI				
MALTA				
MARSHALL ISLANDS	3.29		3.29	0.00%
MAURITANIA	781.52		781.52	0.12%
MAURITIUS		3.85	3.85	0.00%
MEXICO	531.05	2,916.06	3,447.12	0.55%
MICRONESIA (FED. STATES OF)	30.56		30.56	0.00%
MOLDOVA (REPUBLIC OF)	173.56	119.22	292.78	0.05%
MONACO	7.62		7.62	0.00%
MONGOLIA	72.13	111.76	183.89	0.03%
MOROCCO	449.09	379.60	828.69	0.13%
MOZAMBIQUE	947.14	2,197.77	3,144.91	0.50%
MYANMAR				
NAMIBIA	12.41	24.15	36.56	0.01%
NAURU				
NEPAL	59.22	1,632.81	1,692.03	0.27%
NETHERLANDS	26.37		26.37	0.00%
NEW ZEALAND	143.43		143.43	0.02%
NICARAGUA	294.95	319.54	614.49	0.10%
NIGER	542.45	599.05	1,141.49	0.18%
NIGERIA				
NORWAY				
OMAN				
PALAU	4.63		4.63	0.00%
PAKISTAN	622.00	2,762.00	3,384.00	0.54%
PANAMA	1,621.82	173,031.17	174,652.98	27.81%
PAPUA NEW GUINEA				
PARAGUAY	9,745.84	897.17	10,643.01	1.69%
PERU	496.02	24,759.86	25,255.88	4.02%
PHILIPPINES	386.10	949.10	1,335.20	0.21%
POLAND	15.40	243.00	258.40	0.04%
PORTUGAL				
QATAR				
REPUBLIC OF KOREA	89.81	145.13	234.94	0.04%
ROMANIA	178.28	237.77	416.05	0.07%
RUSSIAN FEDERATION	627.94	4,358.97	4,986.91	0.79%
RWANDA	63.60		63.60	0.01%
SAMOA				
SAN MARINO				
SAO TOME & PRINCIPE	24.97		24.97	0.00%
SAUDI ARABIA	95.03	285.43	380.47	0.06%
SENEGAL	107.36	302.00	409.36	0.07%
SEYCHELLES	1.23	3.91	5.14	0.00%
SIERRA LEONE				
SINGAPORE	273.91		273.91	0.04%
SLOVAKIA				
SLOVENIA				
SOLOMON ISLANDS				
SOMALIA				
SOUTH AFRICA	351.55		351.55	0.06%
SPAIN	74.62		74.62	0.01%
SRI LANKA	203.94	312.01	515.95	0.08%
ST KITTS & NEVIS				
ST. LUCIA				
ST. VINCENT & THE GRENADINES				
SUDAN	280.14	48.23	328.37	0.05%
SURINAME	14.34		14.34	0.00%
SWAZILAND	26.06	15.67	41.73	0.01%
SWEDEN	77.80		77.80	0.01%
SWITZERLAND	1,725.32		1,725.32	0.27%
SYRIAN ARAB REPUBLIC	542.65	488.14	1,030.80	0.16%
TAJIKISTAN	91.08	135.77	226.85	0.04%
THAILAND	128.15	204.03	332.18	0.05%
TIMOR-LESTE				
TOGO	168.31	543.59	711.90	0.11%

NATIONAL EXECUTION: PROCUREMENT OF GOODS AND SERVICES : 2002

ALL UNDP COUNTRY OFFICES				(USD Thousand)
COUNTRY	GOODS	SERVICES	TOTAL	(%)
TONGA	4.20		4.20	0.00%
TRINIDAD & TOBAGO	6.22	360.06	366.27	0.06%
TUNISIA	148.89	476.25	625.14	0.10%
TURKEY	251.77	74.96	326.73	0.05%
TURKMENISTAN	69.38	150.69	220.07	0.04%
TUVALU	3.14		3.14	0.00%
UNITED ARAB EMIRATES	2,801.80		2,801.80	0.45%
UGANDA				
UKRAINE	45.28	21.20	66.47	0.01%
UNITED KINGDOM	2,386.07		2,386.07	0.38%
UNITED REP. OF TANZANIA	416.60	1,390.39	1,806.99	0.29%
URUGUAY	53.00	1,217.24	1,270.24	0.20%
USA	15,113.61		15,113.61	2.41%
UZBEKISTAN	146.02	154.41	300.43	0.05%
VANUATU				
VENEZUELA	6,861.28	4,396.64	11,257.91	1.79%
VIET NAM	121.48	1,173.55	1,295.03	0.21%
YEMEN				
YUGOSLAVIA				
ZAMBIA				
ZIMBABWE		163.26	163.26	0.03%
<b>SUB-TOTAL</b>	<b>191,414.89</b>	<b>436,569.07</b>	<b>627,983.97</b>	<b>99.98%</b>
UNSPECIFIED COUNTRIES	47.74		47.74	0.01%
GLOBAL PROJECTS	26.31		26.31	0.00%
INTERREGIONAL PROJECTS				
ARAB COUNTRIES				
AFRICAN COUNTRIES				
ASIAN COUNTRIES	12.33		12.33	0.00%
EUROPEAN COUNTRIES	26.26		26.26	0.00%
LATIN AMERICA AND THE CARIBBEAN				
<b>GRAND-TOTAL</b>	<b>191,527.54</b>	<b>436,569.07</b>	<b>628,096.61</b>	<b>100.00%</b>
<b>INDUSTRIALIZED COUNTRIES:</b>	<b>40,977.87</b>	<b>4,483.98</b>	<b>45,461.84</b>	
Percentage	21.40%	1.03%	7.24%	
<b>DEVELOPING COUNTRIES/ ECONOMIES IN TRANSITION</b>	<b>150,475.62</b>	<b>432,085.10</b>	<b>582,560.72</b>	
Percentage	78.57%	98.97%	92.75%	
<b>ARAB STATES</b>	<b>4,488.09</b>	<b>5,522.09</b>	<b>10,010.18</b>	
Percentage	2.34%	1.26%	1.59%	
<b>AFRICA</b>	<b>8,980.90</b>	<b>8,591.38</b>	<b>17,572.28</b>	
Percentage	4.69%	1.97%	2.80%	
<b>ASIA &amp; PACIFIC</b>	<b>7,876.09</b>	<b>18,735.44</b>	<b>26,611.53</b>	
Percentage	4.11%	4.29%	4.24%	
<b>EUROPE &amp; CIS</b>	<b>5,081.87</b>	<b>15,365.16</b>	<b>20,447.03</b>	
Percentage	2.65%	3.52%	3.26%	
<b>LATIN AMERICA &amp; THE CARIBBEAN</b>	<b>124,045.53</b>	<b>383,871.03</b>	<b>507,916.56</b>	
Percentage	64.77%	87.93%	80.87%	
<b>OTHERS</b>	<b>74.05</b>		<b>74.05</b>	
Percentage	0.04%		0.01%	

**NATIONAL EXECUTION: Cost of Goods and Services ordered by Country Office: 2002**

ALL UNDP COUNTRY OFFICES				(USD Thousand)
COUNTRY	GOODS	SERVICES	TOTAL	(%)
AFGHANISTAN				
ALBANIA	51.27	5.02	56.29	0.01%
ALGERIA	92.07	432.74	524.81	0.08%
ANDORRA				
ANGOLA				
ANTIGUA & BARBUDA				
ARGENTINA	99.12	4,293.50	4,392.62	0.70%
ARMENIA	731.44	76.88	808.32	0.13%
AUSTRALIA				
AUSTRIA				
AZERBAIJAN	928.35	187.51	1,115.86	0.18%
BAHAMAS				
BAHRAIN	104.94	81.86	186.80	0.03%
BANGLADESH	815.05	1,167.94	1,982.98	0.32%
BARBADOS				
BELARUS	800.03	331.23	1,131.26	0.18%
BELGIUM				
BELIZE				
BENIN	93.08	175.13	268.21	0.04%
BHUTAN	472.23	194.40	666.64	0.11%
BOLIVIA	2,136.23	6,606.80	8,743.03	1.39%
BOSNIA AND HERZEGOVINA	129.42	104.26	233.68	0.04%
BOTSWANA	964.55	1,026.95	1,991.49	0.32%
BRAZIL	37,508.02	69,679.47	107,187.49	17.07%
BRUNEI DARUSSALAM				
BULGARIA	592.92	10,305.23	10,898.15	1.74%
BURKINA FASO	166.00		166.00	0.03%
BURUNDI				
CAMBODIA	45.22	246.00	291.22	0.05%
CAMEROON	132.27	367.46	499.73	0.08%
CANADA				
CAPE VERDE	60.89	41.20	102.08	0.02%
CENTRAL AFRICAN REPUBLIC	104.10	130.61	234.70	0.04%
CHAD	23.00	5.00	28.00	0.00%
CHILE	3,223.08	3,246.97	6,470.05	1.03%
CHINA	21,032.19	255.98	21,288.17	3.39%
COLOMBIA	9,631.39	74,764.38	84,395.78	13.44%
COMOROS				
CONGO				
CONGO, DEM. REP.	55.35	254.02	309.37	0.05%
COSTA RICA	46.91	1,016.53	1,063.43	0.17%
COTE D'IVOIRE				
CROATIA	15.50	304.78	320.29	0.05%
CUBA	1,102.79	435.81	1,538.60	0.24%
CYPRUS				
CZECH REPUBLIC				
DENMARK				
DJIBOUTI				
DOMINICA				
DOMINICAN REPUBLIC				
DPR KOREA	135.23	255.00	390.23	0.06%
ECUADOR	4,841.79	2,285.41	7,127.20	1.13%
EGYPT	749.08	550.04	1,299.12	0.21%
EL SALVADOR	2,761.98	3,277.78	6,039.76	0.96%
EQUATORIAL GUINEA				
ERITREA	60.70		60.70	0.01%
ESTONIA				
ETHIOPIA	1,402.85	91.07	1,493.93	0.24%
FIJI	48.42	125.01	173.43	0.03%
FINLAND		125.01	125.01	0.02%
FRANCE				
GABON				
GAMBIA		97.00	97.00	0.02%
GEORGIA	866.76	1,256.81	2,123.57	0.34%
GERMANY				
GHANA	135.02	594.29	729.31	0.12%
GREECE				
GRENADA				
GUATEMALA	32,489.49	7,356.88	39,846.37	6.34%
GUINEA	178.18	30.37	208.56	0.03%
GUINEA-BISSAU				
GUYANA	45.76	79.13	124.89	0.02%
HAITI	89.70	8.85	98.55	0.02%
HONDURAS	22,115.86	2,921.78	25,037.64	3.99%
HUNGARY				
ICELAND				
INDIA	3,561.74	1,923.07	5,484.80	0.87%
INDONESIA	177.27	6,791.44	6,968.71	1.11%
IRAN (ISLAMIC REPUBLIC OF)	213.19	101.10	314.29	0.05%
IRAQ				
IRELAND				
ISRAEL				
ITALY				
JAMAICA				
JAPAN				

**NATIONAL EXECUTION: Cost of Goods and Services ordered by Country Office: 2002**

ALL UNDP COUNTRY OFFICES				(USD Thousand)
COUNTRY	GOODS	SERVICES	TOTAL	(%)
JORDAN	1,462.92	96.05	1,558.97	0.25%
KAZAKHSTAN	196.55	292.78	489.33	0.08%
KENYA	399.48	138.10	537.58	0.09%
KIRIBATI				
KUWAIT	64.41	2,335.56	2,399.97	0.38%
KYRGYZSTAN				
LAO P.D.R.	279.50	116.46	395.96	0.06%
LATVIA	71.86	618.15	690.02	0.11%
LEBANON	387.76	225.88	613.64	0.10%
LESOTHO	269.33	24.26	293.58	0.05%
LIBERIA		14.38	14.38	0.00%
LIBYAN ARAB JAMAHIRIYA				
LIECHTENSTEIN				
LITHUANIA	134.77	272.91	407.68	0.06%
LUXEMBOURG				
MACEDONIA (TFYR)	15.49	493.78	509.27	0.08%
MADAGASCAR	236.83	357.92	594.75	0.09%
MALAWI				
MALAYSIA	7.60	300.57	308.17	0.05%
MALDIVES	27.39	69.19	96.58	0.02%
MALI				
MALTA				
MARSHALL ISLANDS				
MAURITANIA	781.52		781.52	0.12%
MAURITIUS		3.85	3.85	0.00%
MEXICO	318.26	2,916.06	3,234.33	0.51%
MICRONESIA (FED. STATES OF)				
MOLDOVA (REPUBLIC OF)	173.56	119.22	292.78	0.05%
MONACO				
MONGOLIA	93.95	111.76	205.71	0.03%
MOROCCO	459.42	379.60	839.02	0.13%
MOZAMBIQUE	1,023.84	2,197.77	3,221.60	0.51%
MYANMAR				
NAMIBIA	12.41	24.15	36.56	0.01%
NAURU				
NEPAL	390.51	1,632.81	2,023.32	0.32%
NETHERLANDS				
NEW ZEALAND				
NICARAGUA	461.94	319.54	781.48	0.12%
NIGER	542.45	599.05	1,141.49	0.18%
NIGERIA				
NORWAY				
OMAN				
PALAU				
PAKISTAN	721.24	2,762.00	3,483.24	0.55%
PANAMA	1,621.82	173,031.17	174,652.98	27.81%
PAPUA NEW GUINEA				
PARAGUAY	9,745.84	897.17	10,643.01	1.69%
PERU	3,403.83	24,759.86	28,163.70	4.48%
PHILIPPINES	456.28	949.10	1,405.39	0.22%
POLAND	36.40	243.00	279.40	0.04%
PORTUGAL				
QATAR				
REPUBLIC OF KOREA	4.71	145.13	149.84	0.02%
ROMANIA	178.28	237.77	416.05	0.07%
RUSSIAN FEDERATION	594.87	4,358.97	4,953.84	0.79%
RWANDA	63.60		63.60	0.01%
SAMOA				
SAN MARINO				
SAO TOME & PRINCIPE	58.44		58.44	0.01%
SAUDI ARABIA	95.03	285.43	380.47	0.06%
SENEGAL	107.36	302.00	409.36	0.07%
SEYCHELLES	2.21	3.91	6.12	0.00%
SIERRA LEONE				
SINGAPORE				
SLOVAKIA				
SLOVENIA				
SOLOMON ISLANDS				
SOMALIA				
SOUTH AFRICA	326.31		326.31	0.05%
SPAIN				
SRI LANKA	230.44	312.01	542.45	0.09%
ST KITTS & NEVIS				
ST. LUCIA				
ST. VINCENT & THE GRENADINES				
SUDAN	280.14	48.23	328.37	0.05%
SURINAME				
SWAZILAND	26.06	15.67	41.73	0.01%
SWEDEN				
SWITZERLAND				
SYRIAN ARAB REPUBLIC	593.83	488.14	1,081.97	0.17%
TAJIKISTAN	91.08	135.77	226.85	0.04%
THAILAND	143.59	204.03	347.62	0.06%
TIMOR-LESTE				
TOGO	168.31	543.59	711.90	0.11%

**NATIONAL EXECUTION: Cost of Goods and Services ordered by Country Office: 2002**

ALL UNDP COUNTRY OFFICES				(USD Thousand)
COUNTRY	GOODS	SERVICES	TOTAL	(%)
TONGA				
TRINIDAD & TOBAGO	20.56	360.06	380.62	0.06%
TUNISIA	279.67	476.25	755.92	0.12%
TURKEY	175.74	74.96	250.70	0.04%
TURKMENISTAN	184.36	150.69	335.05	0.05%
TUVALU				
UNITED ARAB EMIRATES	2,802.43		2,802.43	0.45%
UGANDA				
UKRAINE	110.10	21.20	131.30	0.02%
UNITED KINGDOM				
UNITED REP. OF TANZANIA	551.53	1,390.39	1,941.92	0.31%
URUGUAY	1,935.31	1,217.24	3,152.55	0.50%
USA				
UZBEKISTAN	508.23	154.41	662.64	0.11%
VANUATU				
VENEZUELA	6,962.46	4,396.64	11,359.09	1.81%
VIET NAM	205.33	1,173.55	1,378.88	0.22%
YEMEN				
YUGOSLAVIA				
ZAMBIA				
ZIMBABWE		163.26	163.26	0.03%
<b>SUB-TOTAL</b>	<b>191,527.54</b>	<b>436,569.07</b>	<b>628,096.61</b>	<b>100.00%</b>
UNSPECIFIED COUNTRIES				
GLOBAL PROJECTS				
INTERREGIONAL PROJECTS				
ARAB COUNTRIES				
AFRICAN COUNTRIES				
ASIAN COUNTRIES				
EUROPEAN COUNTRIES				
LATIN AMERICA AND THE CARIBBEAN				
<b>GRAND-TOTAL</b>	<b>191,527.54</b>	<b>436,569.07</b>	<b>628,096.61</b>	<b>100.00%</b>
<b>INDUSTRIALIZED COUNTRIES:</b>				
	594.87	4,483.98	5,078.84	
Percentage	0.31%	1.03%	0.81%	
<b>DEVELOPING COUNTRIES/ ECONOMIES IN TRANSITION</b>				
	190,932.67	432,085.10	623,017.77	
Percentage	99.69%	98.97%	99.19%	
<b>ARAB STATES</b>				
	4,892.55	5,522.09	10,414.64	
Percentage	2.55%	1.26%	1.66%	
<b>AFRICA</b>				
	10,748.08	8,591.38	19,339.46	
Percentage	5.61%	1.97%	3.08%	
<b>ASIA &amp; PACIFIC</b>				
	28,847.88	18,735.44	47,583.32	
Percentage	15.06%	4.29%	7.58%	
<b>EUROPE &amp; CIS</b>				
	5,882.03	15,365.16	21,247.19	
Percentage	3.07%	3.52%	3.38%	
<b>LATIN AMERICA &amp; THE CARIBBEAN</b>				
	140,562.13	383,871.03	524,433.17	
Percentage	73.39%	87.93%	83.50%	
<b>OTHERS</b>				
Percentage				

**DIRECT EXECUTION: PROCUREMENT OF GOODS AND SERVICES : 2002**

ALL UNDP COUNTRY OFFICES			(USD Thousand)	
COUNTRY	GOODS	SERVICES	TOTAL	(%)
AFGHANISTAN		411.89	411.89	0.34%
ALBANIA	777.38	1,103.04	1,880.43	1.56%
ALGERIA				
ANDORRA				
ANGOLA				
ANTIGUA & BARBUDA				
ARGENTINA				
ARMENIA				
AUSTRALIA	466.93		466.93	0.39%
AUSTRIA				
AZERBAIJAN	365.90	4.80	370.70	0.31%
BAHAMAS				
BAHRAIN				
BANGLADESH				
BARBADOS				
BELARUS				
BELGIUM				
BELIZE				
BENIN				
BHUTAN				
BOLIVIA				
BOSNIA AND HERZEGOVINA	1,339.40	2,971.56	4,310.96	3.57%
BOTSWANA				
BRAZIL	16.33	2.43	18.77	0.02%
BRUNEI DARUSSALAM				
BULGARIA				
BURKINA FASO				
BURUNDI				
CAMBODIA		257.92	257.92	0.21%
CAMEROON				
CANADA	256.75	279.70	536.45	0.44%
CAPE VERDE				
CENTRAL AFRICAN REPUBLIC				
CHAD				
CHILE		74.29	74.29	0.06%
CHINA	20.40		20.40	0.02%
COLOMBIA				
COMOROS	193.27		193.27	0.16%
CONGO		147.10	147.10	0.12%
CONGO, DEM. REP.	0.20	2.00	2.20	0.00%
COSTA RICA	183.13	248.47	431.60	0.36%
COTE D'IVOIRE				
CROATIA				
CUBA				
CYPRUS	2.00		2.00	0.00%
CZECH REPUBLIC				
DENMARK	4,392.02	7,446.43	11,838.45	9.80%
DJIBOUTI				
DOMINICA				
DOMINICAN REPUBLIC				
DPR KOREA				
ECUADOR				
EGYPT				
EL SALVADOR	36.93	699.73	736.66	0.61%
EQUATORIAL GUINEA				
ERITREA	264.17	162.78	426.94	0.35%
ESTONIA	4.59		4.59	0.00%
ETHIOPIA				
FIJI	8.65	27.60	36.26	0.03%
FINLAND	28.00		28.00	0.02%
FRANCE	1,371.17	1,302.11	2,673.28	2.21%
GABON				
GAMBIA				
GEORGIA	17.62		17.62	0.01%
GERMANY	302.90	8,553.77	8,856.66	7.33%
GHANA				
GREECE	2,924.90		2,924.90	2.42%
GRENADA				
GUATEMALA		498.92	498.92	0.41%
GUINEA				
GUINEA-BISSAU				
GUYANA				
HAITI	80.94		80.94	0.07%
HONDURAS	84.52	17.22	101.74	0.08%
HUNGARY				
ICELAND				
INDIA	1,781.21	2,409.72	4,190.93	3.47%
INDONESIA	280.35	5,030.29	5,310.64	4.39%
IRAN (ISLAMIC REPUBLIC OF)		3.81	3.81	0.00%
IRAQ				
IRELAND				
ISRAEL	529.99	44.27	574.26	0.48%
ITALY	663.66	396.37	1,060.03	0.88%
JAMAICA				
JAPAN	1,816.92		1,816.92	1.50%



**DIRECT EXECUTION: PROCUREMENT OF GOODS AND SERVICES : 2002**

ALL UNDP COUNTRY OFFICES		(USD Thousand)			
COUNTRY	GOODS	SERVICES	TOTAL	(%)	
JORDAN	1,423.19		1,423.19	1.18%	
KAZAKHSTAN					
KENYA	377.72	27.20	404.92	0.34%	
KIRIBATI					
KUWAIT					
KYRGYZSTAN					
LAO P.D.R.					
LATVIA		7.80	7.80	0.01%	
LEBANON	8.85		8.85	0.01%	
LESOTHO					
LIBERIA					
LIBYAN ARAB JAMAHIRIYA					
LIECHTENSTEIN					
LITHUANIA					
LUXEMBOURG					
MACEDONIA (TFYR)	12.78	4.81	17.59	0.01%	
MADAGASCAR	34.31	120.58	154.90	0.13%	
MALAWI					
MALAYSIA	201.30	67.78	269.07	0.22%	
MALDIVES					
MALI					
MALTA					
MARSHALL ISLANDS					
MAURITANIA					
MAURITIUS					
MEXICO	5.61	100.15	105.75	0.09%	
MICRONESIA (FED. STATES OF)					
MOLDOVA (REPUBLIC OF)					
MONACO					
MONGOLIA					
MOROCCO					
MOZAMBIQUE					
MYANMAR					
NAMIBIA					
NAURU					
NEPAL	14.77	823.06	837.82	0.69%	
NETHERLANDS	559.46		559.46	0.46%	
NEW ZEALAND					
NICARAGUA		496.49	496.49	0.41%	
NIGER	15.45	12.00	27.45	0.02%	
NIGERIA					
NORWAY					
OMAN					
PALAU					
PAKISTAN	181.22		181.22	0.15%	
PANAMA					
PAPUA NEW GUINEA					
PARAGUAY	11.11	183.44	194.55	0.16%	
PERU					
PHILIPPINES	76.92	175.46	252.37	0.21%	
POLAND					
PORTUGAL					
QATAR					
REPUBLIC OF KOREA	19.47	17.04	36.51	0.03%	
ROMANIA					
RUSSIAN FEDERATION	4.64		4.64	0.00%	
RWANDA	136.57		136.57	0.11%	
SAMOA					
SAN MARINO					
SAO TOME & PRINCIPE	92.07		92.07	0.08%	
SAUDI ARABIA	2,035.04		2,035.04	1.68%	
SENEGAL					
SEYCHELLES					
SIERRA LEONE	405.00		405.00	0.34%	
SINGAPORE	10.23	100.00	110.23	0.09%	
SLOVAKIA					
SLOVENIA					
SOLOMON ISLANDS	37.68		37.68	0.03%	
SOMALIA	121.52	144.57	266.09	0.22%	
SOUTH AFRICA					
SPAIN	92.47		92.47	0.08%	
SRI LANKA	1,514.64	168.86	1,683.50	1.39%	
ST KITTS & NEVIS					
ST. LUCIA					
ST. VINCENT & THE GRENADINES					
SUDAN	55.80	292.43	348.24	0.29%	
SURINAME					
SWAZILAND	41.67	40.47	82.14	0.07%	
SWEDEN	477.42	16.35	493.77	0.41%	
SWITZERLAND	2.39	24.00	26.39	0.02%	
SYRIAN ARAB REPUBLIC					
TAJIKISTAN	91.68	5.23	96.91	0.08%	
THAILAND					
TIMOR-LESTE	119.01	99.23	218.24	0.18%	
TOGO					

**DIRECT EXECUTION: PROCUREMENT OF GOODS AND SERVICES : 2002**

ALL UNDP COUNTRY OFFICES				(USD Thousand)	
COUNTRY	GOODS	SERVICES	TOTAL	(%)	
TONGA					
TRINIDAD & TOBAGO					
TUNISIA					
TURKEY	16,728.16	83.14	16,811.30	13.91%	
TURKMENISTAN					
TUVALU					
UNITED ARAB EMIRATES	484.36	424.50	908.86	0.75%	
UGANDA					
UKRAINE					
UNITED KINGDOM	1,832.53	2.76	1,835.29	1.52%	
UNITED REP. OF TANZANIA					
URUGUAY					
USA	109.07	1,076.23	1,185.30	0.98%	
UZBEKISTAN	23.48	38.01	61.49	0.05%	
VANUATU					
VENEZUELA		9.36	9.36	0.01%	
VIET NAM					
YEMEN	329.34	95.55	424.89	0.35%	
YUGOSLAVIA	646.67	776.13	1,422.80	1.18%	
ZAMBIA					
ZIMBABWE					
<b>SUB-TOTAL</b>	<b>46,543.84</b>	<b>37,528.83</b>	<b>84,072.67</b>	<b>69.57%</b>	
UNSPECIFIED COUNTRIES	133.29		133.29	0.11%	
GLOBAL PROJECTS					
INTERREGIONAL PROJECTS					
ARAB COUNTRIES	1,907.04	34,735.52	36,642.57	30.32%	
AFRICAN COUNTRIES					
ASIAN COUNTRIES					
EUROPEAN COUNTRIES					
LATIN AMERICA AND THE CARIBBEAN					
<b>GRAND-TOTAL</b>	<b>48,584.18</b>	<b>72,264.35</b>	<b>120,848.53</b>	<b>100.00%</b>	
<b>INDUSTRIALIZED COUNTRIES:</b>	<b>15,831.23</b>	<b>19,141.97</b>	<b>34,973.20</b>		
Percentage	32.59%	26.49%	28.94%		
<b>DEVELOPING COUNTRIES/ ECONOMIES IN TRANSITION</b>	<b>32,619.65</b>	<b>53,122.38</b>	<b>85,742.03</b>		
Percentage	67.14%	73.51%	70.95%		
<b>ARAB STATES</b>	<b>5,880.79</b>	<b>35,271.88</b>	<b>41,152.67</b>		
Percentage	12.10%	48.81%	34.05%		
<b>AFRICA</b>	<b>2,044.78</b>	<b>936.63</b>	<b>2,981.41</b>		
Percentage	4.21%	1.30%	2.47%		
<b>ASIA &amp; PACIFIC</b>	<b>4,146.83</b>	<b>9,489.62</b>	<b>13,636.45</b>		
Percentage	8.54%	13.13%	11.28%		
<b>EUROPE &amp; CIS</b>	<b>20,009.68</b>	<b>4,994.52</b>	<b>25,004.19</b>		
Percentage	41.19%	6.91%	20.69%		
<b>LATIN AMERICA &amp; THE CARIBBEAN</b>	<b>418.58</b>	<b>2,330.50</b>	<b>2,749.07</b>		
Percentage	0.86%	3.22%	2.27%		
<b>OTHERS</b>	<b>133.29</b>		<b>133.29</b>		
Percentage	0.27%		0.11%		

**DIRECT EXECUTION: Cost of Goods and Services ordered by Country Office: 2002**

ALL UNDP COUNTRY OFFICES				(USD Thousand)	
COUNTRY	GOODS	SERVICES	TOTAL	(% )	
AFGHANISTAN	1,736.63	8,331.32	10,067.95	0.08	
ALBANIA	777.38	1,103.04	1,880.43	1.56%	
ALGERIA					
ANDORRA					
ANGOLA					
ANTIGUA & BARBUDA					
ARGENTINA					
ARMENIA					
AUSTRALIA					
AUSTRIA					
AZERBAIJAN	710.24	644.80	1,355.04	1.12%	
BAHAMAS					
BAHRAIN					
BANGLADESH					
BARBADOS					
BELARUS					
BELGIUM					
BELIZE					
BENIN					
BHUTAN					
BOLIVIA					
BOSNIA AND HERZEGOVINA	1,639.40	2,705.30	4,344.70	3.60%	
BOTSWANA					
BRAZIL	16.33	2.43	18.77	0.02%	
BRUNEI DARUSSALAM					
BULGARIA					
BURKINA FASO					
BURUNDI					
CAMBODIA		312.72	312.72	0.26%	
CAMEROON					
CANADA					
CAPE VERDE					
CENTRAL AFRICAN REPUBLIC					
CHAD					
CHILE					
CHINA					
COLOMBIA					
COMOROS	193.27		193.27	0.16%	
CONGO		181.39	181.39	0.15%	
CONGO, DEM. REP.	0.20	2.00	2.20	0.00%	
COSTA RICA	144.86	248.47	393.33	0.33%	
COTE D'IVOIRE					
CROATIA					
CUBA					
CYPRUS					
CZECH REPUBLIC					
DENMARK					
DJIBOUTI					
DOMINICA					
DOMINICAN REPUBLIC					
DPR KOREA					
ECUADOR					
EGYPT					
EL SALVADOR	36.93	1,096.10	1,133.03	0.94%	
EQUATORIAL GUINEA					
ERITREA	981.09	162.78	1,143.86	0.95%	
ESTONIA					
ETHIOPIA	83.07		83.07	0.07%	
FIJI	46.34	27.60	73.94	0.06%	
FINLAND					
FRANCE					
GABON					
GAMBIA					
GEORGIA	17.62	2.76	20.38	0.02%	
GERMANY					
GHANA					
GREECE					
GRENADA					
GUATEMALA		498.92	498.92	0.41%	
GUINEA					
GUINEA-BISSAU					
GUYANA					
HAITI	80.94		80.94	0.07%	
HONDURAS	84.52	216.92	301.44	0.25%	
HUNGARY					
ICELAND					
INDIA	86.90	19.94	106.84	0.09%	
INDONESIA	280.35	5,030.29	5,310.64	4.39%	
IRAN (ISLAMIC REPUBLIC OF)	22.00	3.81	25.81	0.02%	
IRAQ					
IRELAND					
ISRAEL	2,435.07	34,779.80	37,214.86	30.79%	
ITALY					
JAMAICA					
JAPAN					

**DIRECT EXECUTION: Cost of Goods and Services ordered by Country Office: 2002**

ALL UNDP COUNTRY OFFICES				(USD Thousand)	
COUNTRY	GOODS	SERVICES	TOTAL	(% )	
JORDAN					
KAZAKHSTAN					
KENYA	27.46		27.46	0.02%	
KIRIBATI					
KUWAIT					
KYRGYZSTAN					
LAO P.D.R.					
LATVIA					
LEBANON					
LESOTHO					
LIBERIA					
LIBYAN ARAB JAMAHIRIYA					
LIECHTENSTEIN					
LITHUANIA					
LUXEMBOURG					
MACEDONIA (TFYR)	12.78	4.81	17.59	0.01%	
MADAGASCAR	34.31	120.58	154.90	0.13%	
MALAWI					
MALAYSIA	199.53	270.75	470.28	0.39%	
MALDIVES					
MALI					
MALTA					
MARSHALL ISLANDS					
MAURITANIA					
MAURITIUS					
MEXICO	5.61	190.78	196.39	0.16%	
MICRONESIA (FED. STATES OF)					
MOLDOVA (REPUBLIC OF)					
MONACO					
MONGOLIA					
MOROCCO					
MOZAMBIQUE					
MYANMAR					
NAMIBIA					
NAURU					
NEPAL	34.43	847.06	881.48	0.73%	
NETHERLANDS					
NEW ZEALAND					
NICARAGUA	130.74	496.49	627.23	0.52%	
NIGER	15.45	183.68	199.13	0.16%	
NIGERIA					
NORWAY					
OMAN					
PALAU					
PAKISTAN	1.56		1.56	0.00%	
PANAMA					
PAPUA NEW GUINEA					
PARAGUAY	11.11	183.44	194.55	0.16%	
PERU					
PHILIPPINES	76.92	117.71	194.62	0.16%	
POLAND					
PORTUGAL					
QATAR					
REPUBLIC OF KOREA					
ROMANIA					
RUSSIAN FEDERATION					
RWANDA	136.57		136.57	0.11%	
SAMOA					
SAN MARINO					
SAO TOME & PRINCIPE	92.07		92.07	0.08%	
SAUDI ARABIA					
SENEGAL					
SEYCHELLES					
SIERRA LEONE	621.30		621.30	0.51%	
SINGAPORE					
SLOVAKIA					
SLOVENIA					
SOLOMON ISLANDS					
SOMALIA	613.35	178.89	792.24	0.66%	
SOUTH AFRICA					
SPAIN					
SRI LANKA	302.85	168.86	471.71	0.39%	
ST. KITTS & NEVIS					
ST. LUCIA					
ST. VINCENT & THE GRENADINES					
SUDAN	188.79	348.41	537.20	0.44%	
SURINAME					
SWAZILAND	41.67	40.47	82.14	0.07%	
SWEDEN					
SWITZERLAND					
SYRIAN ARAB REPUBLIC					
TAJIKISTAN	91.68	5.23	96.91	0.08%	
THAILAND					
TIMOR-LESTE	657.56	99.23	756.79	0.63%	
TOGO					

**DIRECT EXECUTION: Cost of Goods and Services ordered by Country Office: 2002**

ALL UNDP COUNTRY OFFICES				(USD Thousand)
COUNTRY	GOODS	SERVICES	TOTAL	(%)
TONGA				
TRINIDAD & TOBAGO				
TUNISIA				
TURKEY	10.14	1.14	11.28	0.01%
TURKMENISTAN				
TUVALU				
UNITED ARAB EMIRATES				
UGANDA				
UKRAINE		82.00	82.00	0.07%
UNITED KINGDOM				
UNITED REP. OF TANZANIA				
URUGUAY				
USA				
UZBEKISTAN	106.15	66.09	172.24	0.14%
VANUATU				
VENEZUELA		14.11	14.11	0.01%
VIET NAM				
YEMEN	329.34	95.55	424.89	0.35%
YUGOSLAVIA	646.67	776.13	1,422.80	1.18%
ZAMBIA				
ZIMBABWE				
<b>SUB-TOTAL</b>	<b>13,761.17</b>	<b>59,661.80</b>	<b>73,422.97</b>	<b>60.76%</b>
UNSPECIFIED COUNTRIES				
GLOBAL PROJECTS				
INTERREGIONAL PROJECTS				
ARAB COUNTRIES (ENRP-Jordan)	34,823.00	12,602.55	47,425.56	39.24%
AFRICAN COUNTRIES				
ASIAN COUNTRIES				
EUROPEAN COUNTRIES				
LATIN AMERICA AND THE CARIBBEAN				
<b>GRAND-TOTAL</b>	<b>48,584.18</b>	<b>72,264.35</b>	<b>120,848.53</b>	<b>100.00%</b>
<b>INDUSTRIALIZED COUNTRIES:</b>	<b>2,435.07</b>	<b>34,779.80</b>	<b>37,214.86</b>	
Percentage	5.01%	48.13%	30.79%	
<b>DEVELOPING COUNTRIES/ ECONOMIES IN TRANSITION</b>	<b>46,149.11</b>	<b>37,484.56</b>	<b>83,633.66</b>	
Percentage	94.99%	51.87%	69.21%	
<b>ARAB STATES</b>	<b>35,976.49</b>	<b>13,311.20</b>	<b>49,287.69</b>	
Percentage	74.05%	18.42%	40.78%	
<b>AFRICA</b>	<b>2,226.46</b>	<b>690.90</b>	<b>2,917.36</b>	
Percentage	4.58%	0.96%	2.41%	
<b>ASIA &amp; PACIFIC</b>	<b>2,765.49</b>	<b>15,126.25</b>	<b>17,891.74</b>	
Percentage	5.69%	20.93%	14.81%	
<b>EUROPE &amp; CIS</b>	<b>4,012.07</b>	<b>5,309.30</b>	<b>9,321.37</b>	
Percentage	8.26%	7.35%	7.71%	
<b>LATIN AMERICA &amp; THE CARIBBEAN</b>	<b>511.04</b>	<b>2,947.66</b>	<b>3,458.71</b>	
Percentage	1.05%	4.08%	2.86%	
<b>OTHERS</b>				
Percentage				

**National Execution: Major equipment ordered during 2002**  
(Individual Orders of USD of 30,000 or more)

Country of Procurement	Name of supplier	Description of goods (equipment)	Cost of order US dollars
<b>Algeria</b>			
	Handynet	Hardware	92,067.00
<b>Armenia</b>			
	"Norma Plus" Ltd.	Copy Machines	72,632.00
	"Diaserv" Ltd.	Medical Equipment	42,500.00
	Armenak Aleksanyan	Ammonium Fertilizer	34,300.00
<b>Azerbaijan</b>			
	Risk	Computer Equipment And Lan For Mfa	257,043.00
	Sinam Invest	Equipment For Data Network Transmission	240,000.00
	Sinam Invest	Equipment For Automated System Of Customs Clearance	58,000.00
	Sinam-invest	Computer Equipment	37,816.00
	Kontrast Ltd	Scanner, Printer And Licensed Software	30,150.00
<b>Bahrain</b>			
	Al-jazira Industrial Services	Hazardous Materials For Trainair Project	61,926.00
<b>Belarus</b>			
	Beluazavtoservice	Vehicles	51,167.00
	Minsk-lada	Vehicles	30,326.66
<b>Belgium</b>			
	Intex Solutions Inc.	Trol Software Annual Fees	52,920.00
	Armindo Fernandes	Vehicles	33,460.98
<b>Bhutan</b>			
	M/S Karma Steel Ltd	Semi Auto Packing And Grading Machine	164,011.49
	Dsb Enterprise, Nt Enterprise And Peljorkhang Pvt. Ltd	Solar For Home Lighting And Solar For Running Computer, Computer And Its Accessories	52,219.66
<b>Bolivia</b>			
	Somain S.r.l.	Office Equipment	41,491.46
	Muebles Hurtado	Office Equipment	35,926.34
<b>Botswana</b>			
	Achap	Vcr, Tv, Satellite Dish	750,000.00
<b>Brasil</b>			
	Unisys Brasil Ltda.	Acquisition Of Edp	468,858.59
	Procomp Indústria Eletrônica Ltda	Acquisition Of Edp	449,886.03
	Metron L. Indústria Eletrônica Ltda.	Acquisition Of Edp	240,075.00
	Novadata	Acquisition Of Edp	3,622,658.00
	Policentro – Consulprev Informática Associados Ltda.	Acquisition Of Edp	3,498,786.33
	Policentro-consulprev Informática Associadas Ltda.	Development And Implementation Of Information Systems	2,965,505.50
	Nec Computers Brasil	Acquisition Of Notebooks	2,955,000.00
	Di Uno	Acquisition Of Software Licenses	2,000,000.00
	Ibm Brasil - Indústria, Máquinas E Serviços Ltda.	Acquisition Of Edp	1,269,834.45
	Compaq Computer Brasil	Datawarehouse Acquisition	1,183,052.85
	Policentro Consulprev	Software Acquisition	1,132,294.28
	Consórcio Gemp/Unitech	Development Of Systems For "Gestão Do Crédito Tributário"	819,514.46
	Sap Do Brasil Ltda.	Acquisition Of Software Licenses (Sap)	661,440.00
	Itautec-philco	Acquisition Of Edp (Hardware)	632,546.83
	Consórcio Net Control	Acquisition Of Edp	559,580.05
	Heidelberg Do Brasil Sistemas Gráficos E Sistemas Ltda.	Acquisition Of Edp	478,849.00
	Ibm Brasil - Indústria, Máquinas E Serviços Ltda.	Acquisition Of Wesphere Software	466,733.87
	Editora Nova Fronteira	Acquisition Of Books	428,276.00
	Compaq Computers Brasil	Acquisition Of Edp (Hardware)	416,553.02
	Policentro-consulprev Informática Associadas Ltda.	16 Oracle Licenses	405,986.84
	Nt Systems	Acquisition Of Hardware	341,158.00
	Computer Associates	Software Acquisition	340,793.00
	Artmed Editora	Acquisition Of Books	318,367.69
	Consórcio Integra E True (True Access)	Acquisition Of software And Hardware	312,400.93
	Bertrand Brasil	Acquisition Of Books	302,033.24
	Bradiv Ind. E Com. Ltda.	Acquisition Of Furniture, Utensils, Partition Walls And Boards	286,342.57
	Caviglia E Cia Ltda.	Provision And Installment Of A Safe (Safe Room)	272,000.00
	Fisa Comércio De Móveis Ltda.	Acquisition Of Furniture, Utensils, Partition Walls And Boards	259,126.98
	Editora Scharwcz	Acquisition Of Books	240,173.66
	Tecnogeral Representações Ltda	Acquisition Of Furniture	232,488.09
	Tecnogeral Representações Ltda.	Acquisition Of Furniture	232,488.08
	Prolan	Acquisition Of Edp	204,224.72
	Sybase Brasil Software Ltda.	Acquisition Of Software Licenses	183,478.00
	Nec Computers Brasil	Acquisition Of Edp (Hardware)	183,000.00

**National Execution: Major equipment ordered during 2002**  
**(Individual Orders of USD of 30,000 or more)**

Country of Procurement	Name of supplier	Description of goods (equipment)	Cost of order US dollars
<b>Brasil (cont.)</b>			
	Oracle Do Brasil Sistemas Ltda.	Acquisition Of Software	181,786.60
	Editora Códice	Acquisition Of Books	173,823.21
	Nt Systems	Acquisition Of Hardware	173,694.00
	Editora Saraiva	Acquisition Of Books	170,177.68
	Consórcio Boucinhas Hidrobrasileira	Provision Of Additional Services For The Contract 00/246	158,629.60
	Editora Ática	Acquisition Of Books	149,400.06
	Ibm Brasil	Acquisition Of Edp (Hardware)	147,940.24
	Procomp	Software Acquisition	145,594.18
	Borland Latin America Ltda.	Acquisition Of Edp	138,297.87
	Loreno Informática	Acquisition Of Edp	130,025.53
	Itautec-philco	Acquisition Of Edp	126,916.69
	Unysis Do Brasil Ltda.	Software Acquisition	124,688.57
	Metrocomm Comércio E Serviços Ltda.	Acquisition Of Edp	119,519.14
	Vtc Engenharia Ltda.	Acquisition Of Edp	118,893.77
	Tba Informática	Software Acquisition	115,984.64
	Microtécnica Informática	Acquisition Of Edp (Hardware)	114,879.38
	Metrocomm Comércio E Serviços Ltda	Acquisition Of Printers	112,348.00
	Web Solutions Tecnologia Em Informática Ltda.	Acquisition Of Sagent Solution Software	112,105.30
	Cartoon Psi	Acquisition Of Furniture	112,093.94
	Astec	Acquisition Of Edp	110,072.34
	Nt Systems	Acquisition Of Edp	108,509.58
	Diteca	Caterpillar Tractor	106,995.95
	Tn Industrial S.a.	Acquisition Of Edp	104,720.00
	Gênese Informática Ltda	Acquisition Of Edp	102,941.70
	Vtc Engenharia Ltda	Acquisition Of Nobreaks	100,078.94
	Aspectho Comercial Ltda.	Acquisition Of Furniture	91,491.73
	Gênese Informática Ltda.	Acquisition Of Edp	89,516.60
	Computer Store Ltda.	Acquisition Of Hardware	88,428.16
	Office Brasil Tecnologia Em Mobiliário Ltda.	Re-shaping Of The Projetc's Layout	85,671.11
	Reproset Indústria Gráfica Ltda.	Printing Services	82,621.90
	Astech-com Rep Imp Exp E Asstec Ltda	Acquisition Of Edp	79,900.00
	Esdeva Empresa Gráfica Ltda.	Printing Services	78,832.72
	Consist - Consultoria, Sistemas E Representações	Software Acquisition	72,656.57
	Tba Informática	Software Acquisition	62,640.32
	Via Lactea Veiculos - Grupo Canopus	4x4 Vehicles	55,565.96
	Compuline Repres E Informática Ltda	Acquisition Of Edp	53,777.87
	Fbl Equip E Aces P/Escritório Ltda	Acquisition Of Edp	51,828.28
	Belém Informática	Acquisition Of Edp	50,005.50
	Borland Latin America Ltda.	Acquisitio Of Edp	49,275.75
	Compuline Repres E Informática Ltda	Acquisition Of Edp	46,683.06
	Informatic Comércio E Representação Ltda	Acquisitio Of Edp	44,784.00
	Tlt Sistemas Ltda	Acquisition Of Collectors	43,798.35
	Universal Trading Do Brasil Ltda	Acquisition Of Notebooks	42,851.06
	Associação De Comunicação Educativa Roquete P.	Production Of Videos	42,556.71
	Mmc Automotores Do Brasil Sa	Purchase Of Cars	42,002.55
	Dot Pitch Informática & Eletrônica Ltda	Acquisitio Of Edp	41,380.00
	Astech-com Rep Imp Exp E Asstec Ltda	Acquisitio Of Edp	40,800.00
	Cimcorp Comércio Internacional E Informática	Acquisition Of Edp	39,931.72
	Brindes Debrin Ltda	Acquisition Of Rubber Folder School Material	39,256.20
	Dot Pitch Informática & Eletrônica Ltda	Acquisition Of Edp	38,474.11
	Aspectho Comercial Ltda.	Acquisition Of Furniture	38,464.78
	Fabrica De Moveis Florense Ltda	Acquisition Of Furniture	37,971.31
	Ergbras Ltda.	Acquisition Of A Boat	36,956.52
	Bradiv Indústria E Comércio Ltda	Acquisition Of Furniture	35,497.57
	Bradiv Indústria E Comércio Ltda.	Acquisition Of Furniture	35,497.57
	Caviglia E Cia Ltda	Acquisition Of Furniture	35,403.91
	Caviglia E Cia Ltda.	Acquisition Of Furniture	35,403.91
	Netway	Acquisition Od Edp	34,140.00
	Glacymar Turismo	Provision Of Air Tickets And Correlated Services	33,802.81
	Ls Informática Importação E Exportação Ltda	Acquisition Of Edp	33,505.53
	Ls Informática Importação E Exportação Ltda.	Acquisition Of Edp	33,505.53
	Comsystem Ltda	Acquisition Of Cold Fusion Software	32,713.80
	Dot Pitch Informática & Eletrônica Ltda	Acquisition Of Edp	32,705.26
	Unisys Brasil Ltda.	Acquisition Of Scsi 2w Wide Boards	32,280.80
	Compuline Representações E Informática Ltda.	Acquisition Of Edp	31,860.00
	Loris Informática E Representações Ltda.	Acquisition Of Multimedia Projectors	30,067.23
<b>Bulgaria</b>			
	Bsc Electronics	Telephone Cabales, Acid Accumulators	217,003.00
	Viewpoint Ltd.	Software	84,390.00
	Lirex Bg Ood	Cisco Equipment	58,574.00
	Electronics And Software	It Equipment	43,920.00

**National Execution: Major equipment ordered during 2002**  
**(Individual Orders of USD of 30,000 or more)**

Country of Procurement	Name of supplier	Description of goods (equipment)	Cost of order US dollars
<b>Bulgaria (cont.)</b>			
	Prosoft 95 Eood	It Equipment	33,394.00
<b>Cape Verde</b>			
	Logicab - Praia	Ten Computers And One Server	41,824.00
<b>Canada</b>			
	Successway Development	Nortel Switch	508,991.97
	China Digital Advanced	Nortel Switch	415,337.00
	Mds Nordion	Fuente De Cobalto 60	87,885.00
	Decorlux S.a.c.	Office Furniture	56,003.58
<b>Cambodia</b>			
	Neeka Limited	Computer Equipment	45,221.00
<b>Chile</b>			
	Ecm	Accesorios Equipo Radioterapia	234,997.00
	Eduardo S.a.	Office Equipment	74,421.00
	General Electric	Tubo Rayos X	33,000.00
<b>China</b>			
	Bangledesh Traders	Photocopier, Fax Machine	780,827.52
	Changsha Sande Group	Auto Carbon Analyzer	36,910.23
	Beijing Tianhong	Gas Analyzer	38,289.38
	China First Automobile Group, Import & Export Corp.	Tractor, Trailer, Water pump, Sprayer, 2 Trucks	60,771.80
	Iti Company (Shanghai) Limited	Fertilizer, Pesticides, Herbicides, Glass Panes, Sprayer, Respirators	34,447.50
<b>Colombia</b>			
	Automayor S.a.	Cars	1,806,168.25
	Industria Colombiana De Motocicletas Yamaha S.a.	Motorcycles	948,425.79
	Oracle Colombia Ltda.	Communications,Computer Equip.	406,480.99
	Seguros Colpatria	Car And Truck Insurance	336,375.88
	Sap Andina Y Del Caribe C.a. En Colombia	Communications,Computer Equip.	310,350.02
	Oracle Colombia Ltda.	Communications,Computer Equip.	264,782.91
	Automayor S.a.	Cars	248,410.00
	Suzuki Motor De Colombia S.a.	Motorcycles	195,537.56
	Compaq Computer De Colombia	Communications,Computer Equip.	194,124.00
	Sodexo Pass	Data Services	193,010.52
	Olivetti Colombiana S.a.	Communications,Computer Equip.	188,005.00
	Sf International Ltda	Laboratory Fixtures And Accessories	160,797.11
	Agilent Technologies	Communications,Computer Equip.	160,020.00
	Ibm De Colombia S.a.	Communications,Computer Equip.	143,985.00
	Colseguros	Car And Truck Insurance	139,459.31
	Sericom S.a.	Communications,Computer Equip.	127,380.40
	Mercedes Benz Colombia S.a.	Cars	104,080.00
	Pratco S.a.	Cars	102,979.27
	Informatica Datapoint De Colombia Ltda	Communications,Computer Equip.	101,527.00
	Sap Andina Y Del Caribe C.a. En Colombia	Communications,Computer Equip.	100,653.95
	C.i. Oro Plata Compañia Ltda	Cars	85,344.04
	Blitec Ltda	Cars	75,856.01
	Id Systems S.a.	Communications,Computer Equip.	71,332.05
	Colsof Ltda.	Communications,Computer Equip.	67,842.36
	Sistemas Integrales De Informatica Sisa S.a.	Communications,Computer Equip.	67,518.62
	Procibernetica S.a	Communications,Computer Equip.	66,947.42
	Alcatel De Colombia	Communications,Computer Equip.	59,939.05
	Collazos Y Cia Ltda	Cars	53,492.70
	Tecnoimagenes	Data Services	52,636.72
	Blindajes Isbi Ltda	Vehicle Safety Systems And Components	51,680.59
	Oracle Colombia Ltda.	Communications,Computer Equip.	50,978.30
	Dynaterm Ltda	Proprietary Or Licensed Systems Maintenance Or Support	47,289.19
	Rivercom Ltda	Communications,Computer Equip.	46,418.47
	Informatica Datapoint De Colombia Ltda	Communications,Computer Equip.	45,139.00
	Informatica Datapoint De Colombia Ltda	Communications,Computer Equip.	44,591.44
	Colsof Ltda.	Communications,Computer Equip.	43,608.56
	Automotores Llano Grande S.a.	Cars	43,177.89
	Sistemas Y Soluciones Ltda.	Communications,Computer Equip.	42,329.56
	La - U. Com S.a.	Communications,Computer Equip.	42,060.74
	Fc Crump America	Cars	41,114.05
	Olivetti Colombiana S.a.	Communications,Computer Equip.	40,168.00
	Compaq Computer De Colombia	Communications,Computer Equip.	38,997.56
	Comware	Communications,Computer Equip.	36,303.89
	Sistemas Integrales De Informatica S.a. Sisa	Communications,Computer Equip.	35,965.51
	Distribuidora Nissan Ltda	Cars	33,797.52
	Mps Mayorista De Colombia S.a.	Cars	32,662.87
	Ingelec Ltda.	Proprietary Or Licensed Systems Maintenance Or Support	30,505.96



**National Execution: Major equipment ordered during 2002**  
(Individual Orders of USD of 30,000 or more)

Country of Procurement	Name of supplier	Description of goods (equipment)	Cost of order US dollars
<b>Colombia (cont.)</b>			
	Induel Ltda	Communications, Computer Equip.	30,485.96
<b>Congo, Dem. Rep.</b>			
	Afrima	Jeep Toyota Land Cruiser Station Wagon Full Option	33,632.32
<b>Costa Rica</b>			
	Orlando González Martínez (ORGOMA)	Toxic Laboratory Equipment	82,005.34
	Clarke Mosquito Control (COINCO)	Abate SG 1%	49,987.00
<b>Cuba</b>			
	Disua	Purchase Of Engines	146,642.00
	Tusa	Purchase Of Irrigation Equipments	93,856.00
	Dujo Cop	Matress	66,000.00
	Cedai	Diagnostic Equipments	64,747.00
	Curpsap	Purchase Of Transformers	46,298.00
	Bangor Enter.corp	Two Wagons	41,660.00
		Purchase Of Electric Comp.	31,909.00
<b>Denmark</b>			
	lapso	Vehicles	283,847.66
	lapso	Computer Equipment	178,067.55
	lapso	Toyota Land Cruisers	130,328.43
	Special Technique	Communication Equipment	110,447.00
	Undp lapso	Supply And Distribution Of Food Supplies And Hygiene Items For Nin	93,300.00
	lapso	Motor Vehicles	88,446.38
	lapso	Vehicles	61,246.63
	Kjaer & Kjaer A/S	Vehicle (Two) Nissan	51,612.00
	Toyota Motor Corporation	02 Toyot 4wd Land Cruiser	44,972.34
	Toyota Motor Corporation	Toyot 4wd Land Cruiser	31,120.29
	lapso	Vehicles	30,566.00
<b>Dubai</b>			
	M/S Acer Dubai	Procurement of computer equipment for CPLC Karachi	30,450.00
<b>Egypt</b>			
	Ncr	Computer Network & Printers	221,500.00
	Wagih Abaza Center For Development	Car	30,000.00
<b>Ecuador</b>			
	Adexus	Structural Cablewire	58,915.40
	Proauto	Pickup Truck	41,744.00
<b>El Salvador</b>			
	Ids De Centroamerica, S.a.	Computer Equipment	342,122.66
	Gbm El Salvador, S.a. De C.v.	Jukebox	337,078.00
	Gbm De El Salvador, S.a. De C.v.	Computer Equipment	193,735.13
	Unisys De Centro América, S.a.	Communication equipment	145,586.76
	Audio-video Profesional S.a. De C.v.	Audiovisual equipment	119,478.09
	Audio-video Profesional S.a. De C.v.	132 Television sets	63,253.08
	Impresos Múltiples, S.a. De C.v.	Printed guides	61,600.00
	Edp/Sigma Comercial	30 Personal Computers HP	38,250.00
	Ids De Centroamerica, S.a.	Computer Equipment	38,013.63
	Omnisport, S.a. De C.v.	Audiovisual equipment	34,587.00
<b>Ethiopia</b>			
	Mosbez Plc.	Offset Machine	89,825.00
	Ncr Corporation Plc.	Purchase of LAN - Equipment and Installation	61,454.00
	Safecon Electro-mechanical Work Plc.	Purchase of Generator	56,527.00
	Jupiter Trading	Heavy Duty Photocopier	49,847.00
	African Lakes	Purchase of LAN - Equipment and Installation	41,313.00
	Alta Computec Prv. Ltd. Co.	19 Computers	40,189.06
<b>France</b>			
	lapso	"06" Vehicles Peugeot 406	93,178.00
	lapso	"04" Vehicles Peugeot 406	70,500.00
	Southtec	Medical Equipment	22,374.56
<b>Georgia</b>			
	Georgian Air Conditions And Bull Equipment Trading Ltd.	Heating systems	99,082.24
		Hardware, Special Equipment, Software	54,700.00
<b>Germany</b>			
	Siemens Aktiengesellsch	Gis	3,746,666.00
	Abb Hong Kong Limited	Gis	773,784.00

**National Execution: Major equipment ordered during 2002**  
(Individual Orders of USD of 30,000 or more)

Country of Procurement	Name of supplier	Description of goods (equipment)	Cost of order US dollars
<b>Germany (cont.)</b>			
	Bruker Analytik	Espectrometro Reson. Magnetica Nuclear	386,357.00
	Hansa Ltda	Medical Equipment	386,265.32
	Clap Laboratorios	Medical Equipment	94,500.00
	Volkswagens	Car	77,000.00
	Meladid	Hospital Equipment	71,386.20
	Cosin Ltda	Medical Equipment	49,065.00
<b>Ghana</b>			
	Digitronix Ltd	Computers And Printers	49,550.26
	Honda Place (Gh) Ltd	Honda Vehicles (2)	40,000.00
<b>Guatemala</b>			
	Disagro	Fertilizers	23,793,261.40
	Canella, S. A.	Computer Equipment For Courts Nation Wide	1,541,330.80
	Fiberglas Y Plásticos	Mobile Courts	244,157.77
	Técnicos En Pesas, S. A.	Portable Scales	155,383.83
	Inresa	Digital Video Camera With Accesories	94,091.96
	Editorial Cholsamaj	Books And Dictionaries In Mayan Idioms	82,247.59
	Canella, S. A.	Computer Equipment For 6 Peace Courts In Petén	73,132.80
	Divemo	Pickup Vehicles	64,017.86
	Ipesa	36 Notebooks	63,695.16
	Adg	Elect. Systems For Security, Fire Alarm, Robbery & Access For The N	60,291.55
	Netcéntrica	Precision Equipment, 3 Gps, 3 Total Stations	57,587.06
	Tres Torres, S. A.	Computer Equipment	48,693.75
	Gbm De Guatemala, S. A.	Computer Equipment For The Judicial Complex In Huehuetenango	47,001.16
	Innovaciones Médicas	Medical Equipment	44,314.56
	Cubilco	Office Equipment For Sat	43,371.60
	Papelera Internacional, S. A.	Professionalization Process Facilitators	43,104.91
	Gbm De Guatemala, S. A.	Computer Equipment	42,291.41
	Sistemas Aplicativos	Servers	39,311.35
	Servicopias	Copy Of 50,000 Education Reform Guides And 15,000 Guides For Te	38,876.64
	Litografía Van Color	Printed Material Publication	38,198.47
	Gbm De Guatemala, S. A.	Computer Equipment For The Project	37,123.91
	Biocros, S. A.	Medicines	37,060.88
	Procesados Sabrosos	Food For Teachin Professionalization Of Ministry Of Education	36,807.12
	Canella, S. A.	Computer Equipment For 11 Minors Courts	36,451.08
	Saúl Martínez Producciones	Educational Equipment	35,623.41
	Editorial Sur, S. A.	Educational Equipment	34,770.11
	Procesados Sabrosos	Catering	34,541.29
<b>Honduras</b>			
	Drogueria Americana	Contract Service	5,280,390.00
	Dialysis De Honduras	Contract Service	2,116,800.00
	Prodal	Service	1,308,682.01
	Prodal	Service	1,027,458.88
	Corporacion Mandofer, S.a. De C.v.	Acquisition Of Medicin	874,242.77
	Drogueria Farinter	Acquisition Of Medicin	744,223.28
	Glaxo Smithkline	Acquisition Of Medicin	697,650.50
	Drogueria Hasther, S. De R.I.	Acquisition Of Medicin	582,053.76
	Bayer De Honduras, Sa De Cv	Medical Equipment	420,000.00
	American Medical	Acquisition Of Medical Equipment	397,000.20
	Drogueria Universal, S.a. De C.v.	Acquisition Of Medicin	380,455.30
	Aceyco Y Asociados	Adquisition Of Electrical Material	316,099.86
	Laboratorio Y Drogueria Hilca	Acquisition Of Medicin	266,263.25
	Eyl Comercial S.a.	Acquisition Of Medicin	264,920.00
	Cemcol	Computer	251,529.00
	Imedical	Acquisition Of Medicin	234,740.50
	Laboratorios Internacionales, S. De R.I.	Acquisition Of Medicin	233,802.56
	New Mark Representaciones	Acquisition Of Medical Equipment	219,754.00
	J.a. Telcom	Herramientas	201,717.00
	Electrificadora De Honduras	Electrical Equipment	200,062.91
	Hondutec	Electrical Equipment	180,800.84
	Dromeinter	Acquisition Of Medicin	173,861.75
	Laboratorio Finlay	Acquisition Of Medicin	173,090.19
	Hondutec	Electrical Equipment	166,570.24
	Drogueria Hasther, S. De R.I.	Acquisition Of Medicin	164,979.50
	Lab. Y Dist. Francelia, S. De R.I. De C.v.	Acquisition Of Medicin	148,220.60
	Electrificadora De Honduras	Electrical Equipment	135,287.19
	Corporacion Mandofer, S.a. De C.v.	Acquisition Of Medicin	132,609.06
	Phar Med Sales Honduras	Acquisition Of Medical Equipment	130,830.00
	Latin American Hospital Supply Corporati	Acquisition Of Medical Equipment	130,460.00
	Ultimate De Honduras S. De R.I.	Acquisition Of Medicin	127,544.20

**National Execution: Major equipment ordered during 2002**  
**(Individual Orders of USD of 30,000 or more)**

Country of Procurement	Name of supplier	Description of goods (equipment)	Cost of order US dollars
<b>Honduras (cont.)</b>			
	Datacom	Telemetric Reposts	122,255.00
	J.a. Telcom	Herramientas	117,314.76
	Comercial Laeisz	Cadent Curator & 1 Baser Computator	106,950.00
	Aceyco Y Asociados	Electrical Equipment	103,965.03
	Distribuidora Comercial, S.a.	Acquisition Of Medicin	100,286.00
	Drogueria Francesca, S. De R.l.	Acquisition Of Medicin	99,915.00
	J.a. Telcom	Lote-2 / Lista-3	99,529.24
	Drogueria Farinter	Acquisition Of Medicin	98,678.00
	Electrificadora De Honduras	Electrical Equipment	94,369.39
	Cedisa	Acquisition Of Medicin	90,227.82
	Laboratorio Andifar	Acquisition Of Medicin	89,658.74
	Drogueria Farinter	Medicin	86,694.00
	Corporacion Cefa S.a. De C.v.	Acquisition Of Medicin	80,693.48
	Drogueria Americana	Acquisition Of Medicin	80,115.78
	Corporacion Cefa S.a. De C.v.	Acquisition Of Antimonite	79,954.03
	Representaciones E Importaciones De Hond	Acquisition Of Medical Equipment	77,486.22
	Bayer De Honduras, Sa De Cv	Acquisition Of Medicin	76,639.00
	Cosem (Cia.de Serv. Multiples)	Lote-2 / Lista-3	76,069.00
	Drogueria Farinter	Acquisition Of Medicin	75,432.71
	Hondutec	Electrical Equipment	72,000.06
	Corporacion Masada	Motorbikes	69,744.96
	Compañia Farmaceutica Mc	Acquisition Of Medicin	67,236.21
	Oficinas Y Sistemas	It Equipment	65,821.00
	Drogueria Farinter	Acquisition Of Medicin	65,577.60
	Comercial Laeisz	Electrical Equipment	57,500.00
	Drogueria Americana	Acquisition Of Medicin	53,836.93
	Dromeinter	Acquisition Of Medicin	52,182.70
	Electrificadora De Honduras	Adquisition Of Electrical Material	50,531.85
	Eyl Comercial S.a.	Medicin	45,420.00
	Distribuidora De Equipos Medicos	Acquisition Of Medical Equipment	44,208.00
	Prg De Honduras	Lote-1	44,067.00
	Phar Med Sales Honduras	Acquisition Of Medicin	43,616.45
	Drogueria Universal, S.a. De C.v.	Acquisition Of Medicin	38,225.00
	Drogueria Y Labs. Lain	Acquisition Of Medicin	36,649.13
	Cosem (Cia.de Serv. Multiples)	It Equipment, Photocopier, Camera	35,890.00
	Central Distribuidora S.a.	Acquisition Of Medicin	32,614.26
	Oficinas Y Sistemas	Office Equipment	31,639.00
<b>India</b>			
	M/S Gopal Krishna& Sons,Prakash I	Motorised Knapscak Sprayer, Maruti Foot Sprayer	2,094,685.00
	Prime Path Communication	Xd-100 Photocopier	65,500.00
	Centre(ahec) Roorkee	Testing Equip For Shp Project At Ahec	56,745.17
	Infocuse,Precision Scietific, ,Carriers,	Hp Scanner,Deep Freezer, Ram, Stabiliser	38,336.01
	Local Supplier	Computers/Ups/Printers	35,222.00
	Local Supplier	Computers/Ups/Printers/Digital Camers	33,555.00
<b>Indonesia</b>			
	Pt Digital Interaktif Media	Fiber Optic Lan And Plasma Monitor	44,649.00
	Pt Pilihan Prima Utama	Photocopy Machines	36,204.82
<b>Israel</b>			
	Seal Sistemas E Tecnologia De Informaçã Ltda.	Acquisition Of A Videoconference System	395,145.90
	General Dental Ltda. -gedesa	Medical Equipment	62,521.83
<b>Italy</b>			
	Saip Advanced Polyurethane Equipment	Purchase Of Ciclo-pentane Foaming Equipment	173,176.29
	Soties	Equipements De Mesure Et De Test Pour Laboratoire	107,407.41
	Orma Machine Spa	Edge Gluing Press	36,725.00
<b>Japan</b>			
	Mitsubishi Electric	Gis	1,421,700.00
	Toyota	Land Cruiser 4664cc	1,406,500.00
	Mitsubishi Electric	Gis	639,420.00
	Mitsubishi Electric	Gis	597,620.00
	Toyota	Land Cruiser 4664cc	339,500.00
	Kobelco Construction	Kobelco Hydraulic Excavator	331,500.00
	Quimica Cenit Ltda.	Medical Equipment	295,443.00
	Fuji Systems Corp.	Sondas	261,832.45
	Toyota	Land Cruiser 4477cc	190,000.00
	Biologia Y Tecnologia Biotecno Ltda.	Medical Equipment	168,532.20
	Toyota Company	Toyota Cars	167,000.00
	Toyota Company	Toyota Cars	158,000.00
	Toyota Company	Toyota Cars	145,500.00

**National Execution: Major equipment ordered during 2002**  
(Individual Orders of USD of 30,000 or more)

Country of Procurement	Name of supplier	Description of goods (equipment)	Cost of order US dollars
<b>Japan (cont.)</b>			
	Toyota	Toyota Land Cruiser 4477cc	118,500.00
	Nissan Maquinarias S.a.	Vehicles	117,819.60
	Repuestos Y Servicios Pana S.a.	Vehicles	116,950.00
	Toyota Motor Corp.	Toyota Vehicel, Prado Jeep	106,191.33
	Toyota	Car	103,000.00
	Toyota	Land Cruiser 4664cc	97,000.00
	Toyota Company	Toyota Cars	96,000.00
	Toyota Company	Toyota Cars	88,000.00
	Nissan	Cefiro 1995cc Car	88,000.00
	T.j.tomorrow	Toyota Landcruiser 4500cc	87,500.00
	T.j.tomorrow	Toyota-avalon	86,000.00
	Toyosa S.a.	Vehicles	81,177.40
	Hitachi Medical Corporation	Ecotomografo Digital Doppler Color	80,000.00
	Toyota Company	Toyota Cars	79,000.00
	Toyota	Car	79,000.00
	Toyota	Camry 2363cc Car	67,500.00
	Toyota	Previa	61,000.00
	Toyota	Coaster	57,500.00
	Toyota	Coaster	57,500.00
	Toyota Motor Co.	1 Toyota Land Cruiser Wagon Dieser	56,192.00
	Hansa Ltda	Medical Equipment	52,115.16
	Visual Data Service Mix Srltda	Projector	51,937.93
	Toyota	Toyota Pick Up Vehicles	50,130.00
	Toyota	Land Cruiser 4664cc	48,500.00
	Toyota	Camry 2362cc	48,200.00
	Toyota Company	Toyota Cars	48,000.00
	Toyota	Camry 2362cc	48,000.00
	Toyota Company	Toyota Cars	45,000.00
	Toyota	Coaster 2694cc	44,000.00
	Honda	Car	44,000.00
	Electric. Telecomunic. Y Serv. Especializ. S.a.	Electrical Equipment	42,036.34
	Dodge	Dodge Ram 5200cc	39,500.00
	Nissan	Patrol	38,000.00
	Beijing Liyuan Technical	Computer Laptop	35,022.99
	Honda	Car	33,500.00
	Beijing Liyuan Company	Computers	31,166.00
	Toyota	Previa	30,500.00
<b>Jordan</b>			
	Ali Al Ghouh Co.	Computer Equipment	11,052.00
	Mitsubishi	Vehicle	17,090.00
	Sts	Networks	110,003.00
	Ubm	Pc's & Printers	78,104.00
	Ceb	Oracle	57,364.00
<b>Kenya</b>			
	SEBU Kenya	School books	32,629.00
<b>Korea, Rep.</b>			
	Hansa Ltda	Medical Equipment	61,311.95
<b>Lao</b>			
	Ly Seu Yong	Construction Material	37,199.70
<b>Lebanon</b>			
	Midware Data Systems	Edp Equipment	93,418.00
	Masterpak S.a.l.	Thermal Fumigation Film	92,695.68
	Mayor Of Beit Yahoun	Trees	61,000.00
	Info Plus	Electronic Document Flow & Management/Software	54,120.00
	Cooperative Of Naquoura Fisherman	Hangar Conctruction/Cold Storage Vehicle/Fishing Equipment	47,000.00
	Debbane Freres S.a.l.	Chemical Products (Condor/Vydate)	39,522.00
<b>Lesotho</b>			
	Maputsoe Motors	Vehicle	42,080.00
<b>Malaysia</b>			
	Dell Computer Corporation	Computer And Its Assessories	40,724.00
<b>Mexico</b>			
	Cipango Ser.tec.int.	Six Boats	189,000.00
	Industrias Bioselec, S.A. De C.V.	Laboratory Equipment	37,163.15

**National Execution: Major equipment ordered during 2002**  
**(Individual Orders of USD of 30,000 or more)**

Country of Procurement	Name of supplier	Description of goods (equipment)	Cost of order US dollars
<b>Moldova</b>			
	Daac System S.r.l.	Electronic Data Processing	89,007.00
<b>Mongolia</b>			
	Mcs Electronics Co., Ltd	Pc, Laptop, Copier, Shredder	41,153.90
<b>Morocco</b>			
	Pc Mémoria	Material And Servers	75,280.53
	La Spphere	It Equipment	48,425.57
<b>New Zealand</b>			
	Sir Track	Telemetry Collars	143,428.58
<b>Nicaragua</b>			
	Ferreteria Jenny, S.a.	Tools For Emergency	199,943.68
	Caribbean Shoes, S.a.	Rubber Boots	49,110.76
	Suplidora Internacional S.a. (Sinter)	Reactivos And Medical Equipment	45,890.58
<b>Niger</b>			
	Informatique Technique Et Technologie	Purchase Of 9 Computers, 9 Printers And 9 Ups	31,597.09
<b>Panama</b>			
	Compulab, S.a.	Computer Equipment	178,434.60
	Cibernetica, S.a.	Softwares	92,452.00
	Sonitel, S.a.	Computer Equipment	87,509.00
	Durman Esquivel, S.a.	Construction Materials	81,196.02
	Tecmant, S.a.	Computer Equipment	68,156.00
	Multitek	Computer Equipment	48,947.85
	Compañía Panameña De Maquinaria, S.a.	Vehicules	47,834.99
	Compulab, S.a.	Computer Equipment	43,120.60
	Compulab, S.a.	Computer Equipment	39,976.35
	Sistemas Médicos Especializados	Medical Equipment	36,300.00
	Support System	Computer Equipment	31,494.75
	Solusoft	Software	30,930.00
<b>Paraguay (cont.)</b>			
	Tecnomy S.r.l.	Insecticides	2,970,000.00
	Sociedad Agricola Golondrina S	Semillas De Algodón	1,919,700.00
	Algisa	Semillas De Algodón	1,170,000.00
	Inagro S.a.	Insecticides	736,548.20
	Algodonera Guaraní S.a.	Semillas De Algodón	607,373.00
	Manufactura Pilar S.a.	Semillas De Algodón	444,445.92
	Algodonera Guaraní S.a.	Semillas De Algodón	332,430.00
	Manufactura Pilar S.a.	Provision Of 360.000 Bags	191,928.78
	Atlanta S.a.	Insecticides	156,000.00
	Copais	Semillas De Algodón	133,000.00
	Parasoft S.r.l.	Computer, Notebooks, Digi Camera, Hubs, Swiths, Cabels	131,658.83
	Hilandería Ybycui S.a.	Provision Of 180.000 Bags	95,181.01
	Toyota Gibraltar Stockholdings	Cars	92,966.85
	Tecnoplan S.r.l.	Scanner, Softwares	69,617.00
	Parasoft S.r.l.	Licens For Software	56,491.80
	Cotepa, Compañía Técnica Parag	Varios Materials And Post	52,370.63
<b>Paraguay</b>			
	Infocenter S.a.	Sevices	44,481.93
	Parasoft S.r.l.	Epson Printers	42,900.00
	Data Systems S.a.	Compaq Computers	38,850.00
	Record Electric S.a.	Cabels	38,643.86
	Tecnoplan S.r.l.	Archives Servitors	30,040.00
<b>Peru</b>			
	Moblimar S.a.c.	Office Furniture	163,279.02
<b>Russia</b>			
	"Divace"	Procurement Of Laboratry Equipment	56,070.90
	Ooo Rpi Expert	Procurement Of The Office Equipment	50,935.00
	Ooo Intermedia	Procurement Of The Medical Equipment	49,000.00
	Ooo Proektstroyizskaniya	Geological Works	43,383.02
	Foton-service	Office Vechicle	32,160.00
<b>Senegal</b>			
	Institut International D'informatique	Computers, Serveurs Et Reseaux	72,000.00

**National Execution: Major equipment ordered during 2002**  
**(Individual Orders of USD of 30,000 or more)**

Country of Procurement	Name of supplier	Description of goods (equipment)	Cost of order US dollars
<b>Singapore</b>			
	Montana Computers Singapore	Electoral equipment	68,670.00
	Dml Trading Pte Ltd.	IT Equipment	37,734.00
<b>South Africa</b>			
	Landrover-contatia Kloof	Landrover Discovery	37,107.73
<b>Spain</b>			
	lapso	Vehicles	213,995.00
	lapso	Vehicles	213,995.00
	lapso	Vehicles	195,455.00
	Toyota Gibraltar	Vehicles	43,253.61
	lapso	Vehicles	30,465.00
<b>Sri Lanka</b>			
	Ew Informations Systems	Office Automation	108,256.00
<b>Swaziland</b>			
	Horizon Computers	Office Suppliers(computer Hardware)	25,893.00
<b>Sweden</b>			
	Siemens Elema Ab	Ventilation Systems	33,362.99
<b>Switzerland</b>			
	Alstom Switzerland Ltd		693,315.00
	Alstom Switzerland Ltd		692,145.00
	Elena Ltda.	Medical Equipment	165,500.00
	Tecnavia	Meteosat Ground Station	103,390.00
	Arcomed A.g. Medical Systems	Bombas Infusion	47,700.00
<b>Syrian Arab. Rep</b>			
	Al-shahba	Vehicles	161,000.00
	Next Technology	Portable Power Analyzer	90,500.00
	Al-farabi Co.	Computer Equipment	42,980.00
	Emircom	Computer Equipment	32,600.00
<b>Taiwan</b>			
	Chin Fu Industrial Corp	Bamboo Machines	77,482.00
	Peru Office S.a.	Office Furniture	46,347.70
<b>Tanzania</b>			
	Micronix Systems	Computer Equipment & Accessories	63,602.50
	Micronix Systems	Computer Equipment & Accessories	57,000.00
	Simply Computers Ltd	Computer Equipment & Accessories	50,338.00
	Toyota Tanzania	Two Land Cruiser Prado	38,659.20
<b>Tunisia</b>			
	Bestoplast	Computers	40,307.41
<b>Turkey</b>			
	Meteksan Systems	Duplex Color Scanner And Software	190,000.00
<b>U.A.E</b>			
	Global Environmental Solutions	10 Meteorological Stations	1,615,640.00
	Global Environmental Solutions	28 Metrological Stations	210,726.00
	Global Environmental Solutions	Spare Parts	32,630.00
<b>Ukraine</b>			
	Company Di Ci	Night Vision Tools	44,820.00
<b>United Kingdom</b>			
	Hme Limited	Monitores Signos Vitales No Invasivos	310,000.00
	Biotech Laboratory	Kits	104,859.00
	Carbolite Furnace Ltd.	Laboratory Waste Disposal Furnace	68,637.00
	Labimed Ltda.	Medical Equipment	50,500.00
<b>U.S.A.</b>			
	Futong Computerland	Computer System	3,999,323.00
	Varian Medical Systems	Acelerador Lineal, Planificador Y Simulador	995,766.00
	Dimexa S.a.c.	Computer Equipment	540,004.56
	Ritron Internacional	Acquisition Of Edp	440,143.20
	Video Broadcast S.a.	Telecommunications	430,000.00
	China Digital Advanced	Cisco Switch	360,903.00
	Ritron Internacional	Acquisition Of Edp (Hardware)	269,086.00

**National Execution: Major equipment ordered during 2002**  
(Individual Orders of USD of 30,000 or more)

Country of Procurement	Name of supplier	Description of goods (equipment)	Cost of order US dollars
<b>USA (cont.)</b>			
	Leonel Dominguez Ltda	Medical Equipment	259,965.00
	Mare Ltda.	Medical Equipment	224,360.00
	Artes Electronicas Srl	Computer Equipment	217,887.20
	Dedalus Comércio E Sistemas Ltda.	Acquisition Of Edp	189,692.80
	Changtian Industrial	Ibm Eserver	185,400.00
	Unysis Brasil Ltda.	Acquisition Of Edp	145,429.00
	Iapso	Computer equipments	133,927.00
	Southtec	Computer Equipment	123,395.81
	Transfar Supplies Computer S.a.	Computer Equipment	116,469.13
	Ipf Group Corp	Communications And Computer Equipment	112,990.89
	Vanguard Managed Solution Inc	Communications And Computer Equipment	112,789.00
	Cosin Ltda	Medical Equipment	111,214.00
	Respironics Inc.	Ventiladores	104,180.00
	Gênese Informática Ltda.	Acquisition Of Edp	102,941.70
	Bird Products Corporation	Ventiladores Volumetricos	95,150.00
	Infobyte Systems S.a.	Computer Equipment	86,560.00
	General Electric	Monitores Cardiacos Alta Complejidad	86,248.00
	Microlog	Evaluation Of The Impact Of Empretec	83,121.00
	Impulso Informatico S.a.	Computer Equipment	81,694.17
	Tek-equipment Inc.	Ambient Monitoring Analyzer	75,000.00
	Geocom Uruguay S.a.	Software	75,000.00
	Sbcommunications Plc	2 Catalyst 4000 Chassis 96-slot0 Supiiw/2	74,783.20
	J Evans & Asociados Sac	Computer Equipment	73,680.00
	Instrumentos Y Complementos S.a.c.	Telecommunications	70,675.12
	Hansa Ltda	Medical Equipment	70,508.74
	Beijing Liyuan Technical	Computer	68,576.51
	Goals S.a.	Maquinas De Anestesia	67,562.66
	American Telecommunication Peru S.a. (Americatel)	Computer Equipment	66,749.80
	Peru Mercantil S.a.	Telecommunications	65,073.09
	Agtech, Inc.	Computer Equipment	63,030.71
	Agtech, Inc.	Laboratory Equipment	62,900.93
	Geocom Uruguay S.a.	Hardware & Software	61,395.00
	Medtronic Inc. Latin American	Marcapasos, Electrocos E Introdutores	58,500.00
	General Electric	Cardiac Monitors	56,559.00
	Beijing Liyuan Technical	Coputer,Printer	56,466.25
	Ibm Do Brasil	Acquisition Of Printers	56,022.00
	Comtec-compañia Tecnica Y Comercial Srl	Medical Equipment	55,153.38
	Medtronic Inc. Latin American	Marcapasos Unicameral Sigma	54,640.00
	Visiontech Del Peru S.a.c.	Software	49,475.04
	lea Inc.	Water Distribution Equip.	48,973.60
	Aurreko Ltda.	Drifting Buoys Equipment	46,170.00
	Arnaldo C. Castro S.a.	Hardware & Software	45,000.00
	Magna Medical Systems Inc	Equipos De Monitoreo, Diagnóstico Y Soporte De Vida Y Instrumental	43,544.80
	Nellcor Puritan Bennett	Oxímetros De Pulso	43,520.00
	General Dental Ltda. -gedesa	Medical Equipment	43,169.83
	Tek-equipment Inc.	Flow-controlled Tsp Hi-vol	43,155.00
	Duo Sudamericana S.r.l.	Accoustic Doppler Equipment	43,000.00
	Peru Mercantil S.a.	Software	42,362.87
	Leco Instrument (Hk)	Dual Ir Cell Sulfur Determinator	42,240.00
	Damovo Do Brasil S.a.	Acquisition Of Edp	42,215.80
	Medtronic	Marcapasos Y Electroodos	40,540.00
	General Electric	Defibrilators	40,059.00
	Dodge	Dodge Ram	39,500.00
	Sbcommunications Plc	2 Proliant Ml 530 G2 Rx2400-1gb 2p Ha	38,268.00
	Bird Products Corporation	Ventilation Equipment	38,200.00
	Beijing Zitong Tech.	Apple Computer	37,176.38
	Waters China Limited	Liquid Chromatograph	36,723.00
	Typex Uruguay S.a.	Hardware & Software	36,000.00
	Sbcommunications Plc	8 Catalyst 2950 24 10/100 With 2 Gbic Slots	35,593.60
	Dionex China Limited	Dx-120 Ion Chromatograph	35,000.00
	Diagnostics & Medical Products (Diamed)	Reactive Gel For Serology Laboratory	35,000.00
	General Electric	X-Ray Equipment	35,000.00
	Plagrone Ltd.	Laboratory Equipment	33,861.97
	Datex-ohmeda	Monitores Signos Vitales Alta Complejidad	32,020.00
	P-com Inc.	P-com Data	30,000.00
	Brixton-Klatu	Computer Equipment	99,120.00
<b>Venezuela</b>			
	Ibm De Venezuela, C.a.	Computers, Firewall, Remote, Internet	917,984.00
	Aicotel División Telefonía Adt, C.a.	Cables	655,056.30
	Ibm De Venezuela, C.a.	Workstations	588,283.00
	Tecnología Médica Del Caribe	Monitored & Diagnostic Equipment	362,138.00
	Teltek, C.a.	Cables	344,738.50

**National Execution: Major equipment ordered during 2002**  
**(Individual Orders of USD of 30,000 or more)**

Country of Procurement	Name of supplier	Description of goods (equipment)	Cost of order US dollars
<b>Venezuela (cont.)</b>			
	Ibm De Venezuela, C.a.	Workstations	334,827.85
	Seijiro Yazawa Iwai, C.a.	Medical Equipment	289,023.00
	Datamax, C.a.	Web Service And Media	278,284.38
	Mega Import Supply, C.a.	Vehicles	263,927.28
	Olivetti De Venezuela, C.a.	Hardware And Software	197,990.00
	Datamax, C.a.	Web Service And Media	134,741.03
	Seijiro Yazawa Iwai, C.a.	Monitored & Diagnostic Equipment	122,468.00
	Compaq De Venezuela, C.a.	Ups	113,950.08
	Celtek Tecnologías, C.a.	Medical Equipment	110,142.00
	Corporacion A.r.s., C.a.	Medical Equipment	106,774.25
	Costa Marine Talleres Nauticos, C.a.	Embarkations & Accessories	99,766.20
	Datamax, C.a.	Impressers Laser	97,556.80
	Hardwell Technologies, C.a.	Hardware And Software	90,929.26
	TECNOLOGÍA MÉDICA DEL CARIBE, C.A.	Laboratory Equipment	76,350.00
	SEIJIRO YAZAWA IWAI, C.A.	Medical Equipment	68,000.00
	SPARCSOLUTIONS, C.A.	Consultancy Software	66,249.00
	MULTICONSUMOS MÓNACO, C.A.	Mobile Clinic And Varios Equipment	64,136.29
	TECNOLOGÍA MÉDICA DEL CARIBE, C.A.	Mobile Clinic	62,226.00
	TECNOLOGÍA MÉDICA DEL CARIBE, C.A.	Mobile Clinic	58,206.89
	TECNOMED J. TRAPP, C.A.	Mobile Clinic	53,823.26
	Compaq De Venezuela, C.a.	Ups	51,277.65
	Tecnomed J. Trapp, C.a.	Mobile Clinic	50,423.24
	Biochrom, C.a.	Laboratory Equipment	48,604.07
	Multiconsumos Mónaco, C.a.	Medical Equipment	48,192.00
	Representaciones 3423, C.a.	Office Equipment, Refrigerator, Washing, Air Condition	47,729.33
	Distribuidora Sumiven, C.a.	Motors	44,416.00
	Tecnología Médica Del Caribe, C.a.	Laboratory Equipment	44,165.00
	Tambocar Los Teques, C.a.	Vehicles	42,721.87
	Tecnología Médica Del Caribe, C.a.	Laboratory Equipment, Instrumental And Mobile Clinic	42,484.20
	Tecnomed J. Trapp, C.a.	Medical Equipment	36,637.12
	Distribuidora Sumiven, C.a.	Office Equipment	35,368.84
	Seijiro Yazawa Iwai, C.a.	Odontological Equipment	34,497.00
	Netxus Soluciones Corporativas, C.a.	Work Stations	32,730.00
	Hospitalar, C.a.	Rayos Equipment	32,014.57



**National Execution: Major Contracts for services placed during 2002**  
(Individual Contracts of USD 30,000 or more)

Country	Description of services	Name of subcontractor	Cost of contract US dollars
<b>Algeria</b>			
	Environment Booklets & Guides	Imprimerie Nekhla	83,720.00
	Treasury Management	Banque Nationale d'Algérie	70,000.00
	Swift Setting	Banque Nationale d'Algérie	70,000.00
	Pedagogical Handbook Edition	Sedia	50,709.76
<b>Argentina</b>			
	Study	Telespazio	239,850.00
<b>Azerbaijan</b>			
	Draft National Emergency Preparedness And Management Plan	Aspi	32,412.00
	Pilot Emergency Communication System	Intel Com	30,349.00
<b>Bangladesh</b>			
	Income Generation, Health/Water, PRA, Social Mobilization	Inner Force	427,783.00
	Psychosemantic Care Training	Inner Force	60,474.00
<b>Bhutan</b>			
	Construction of HQ site	M/s Jurmi Dorji Construction	45,023.61
	Construction of Guard Post	M/s Gyem Dorji Construction	41,568.91
<b>Bolivia</b>			
	Sub Contract Leasing Machinery	Concordia-toyosa	970,700.76
	Sub Contract Construction	Dica Srl.	314,287.05
	Sub Contract Rural Energy Consulting Services	Fondesif	237,000.00
	Sub Contract Construction	Empresa Constructora Atec	210,018.93
	Ingeneering Consulting Services	Empresa Constructora Boliviana De Ing Bo	209,010.74
	Servicio Mantenimiento Vehiculos	Hiper Service Srl	187,924.79
	Sub Contract Construction	Empresa Constructora Quiroga	185,265.40
	Sub Contract Rural Energy Consulting Services	Fondesif	182,000.00
	Sub Contract Construction	Empresa Construct. Casco Viejo	169,803.21
	Sub Contract Construction	Empresa Constructora Torrico Ector	167,692.08
	Ingeneering Consulting Services	Boldeing Boliviana De Ingenieria	157,791.74
	Sub Contract Construction	Empresa Constructora Torrico Ector	144,676.76
	Sub Contract Construction	Mega Y Asociados	140,319.08
	Sub Contract Rural Energy Consulting Services	Fondesif	110,000.00
	Sub Contract Learning	Cepis Paho	98,538.40
	Sub Contract Construction	Empresa Nemco S.r.l.	89,440.35
	Sub Contract Construction	Empresa Constructora 'Ciudad'	83,819.22
	Sub Contract Construction	Mega Y Asociados	77,629.42
	Sub Contract Construction	Consa Srl	76,747.87
	Sub Contract Construction	Consa Srl	73,221.61
	Sub Contract Construction	Continental De Construction Y Asociado	69,136.13
	Sub Contract Agricultural Consulting	Adesu-asociacion Para El Desarrollo Sust	65,000.00
	Sub Contract Construction	Beniana-emserco Ltda.	51,806.48
	Sub Contract Construction	Keops S.r.l.	45,408.84
	Sub Contract Publishing	Bianca Publicidad S.r.l.	45,121.85
	Sub Contract Construction	Empresa Constructora Peñaranda Ltda	42,233.69
	Sub Contract Construction	Empresa Constructora Peñaranda Ltda	41,283.98
	Sub Contract Construction	Consultores Galindo Ltda.	41,087.02
	Environment Consulting Services	Soluzion S.a.	40,054.42
	Arquitechtural Design Consulting Servises	Abularach Salek	39,884.04
	Sub Contract Construction	Wayra & Pipe Srl.	31,471.20
	Sub Contract Construction	Amazonas Ltda.	31,352.01
	Environment Consulting Services	Fund-eco (Fundación Para El Desarrollo D	30,040.32
<b>Botswana</b>			
	Dissemination Of Soer And Products	Liebenberg And Stander	96,746.53
	Dissemination Of Soer And Products	Liebenberg And Stander	82,417.47
	Dissemination Of Soer And Products	Liebenberg And Stander	79,850.17
	Inception And Stock Taking Of Biological And Istitutional Resources	lucn	65,948.00
	Gender Mainstreaming In 4 Piulot Ministries	Integrated Facilitors	47,726.00
	Preparation Of The State Of Ther Enviroment Report	Geoflux	47,507.00
	Report Production And Publication	Geoflux	47,507.00
	Dissemination Of Soer And Products	Geoflux	47,507.00
	G.m. In 4 Pilot Ministries	Process Faliities	45,325.00
	G.m. In 4 Pilot Ministries	Academy Of Educational Development	30,000.00
<b>Brasil</b>			
	Consultancy Services For The Inss Management New Model	Consórcio Booz Allen & Hamilton	3,908,695.70
	Development Of Information Systems	Policentro Consulprev	2,411,423.95
	Travel Agents	Monserrat Turismo	2,200,000.00
	Elaboration Of Costing And Managerial Information System	Kpmg Auditores Independentes - Kpmg Consulting Ltda.	1,882,439.57
	Carry Out A Communication Campaign Related To Promed	Rino Publicidade Ltda.	1,652,567.93
	Travel Agents	Eurexpress Turismo	1,600,000.00
	Carry Out Training For 2000 Teachers	Puc	1,545,531.91
	It Procurement Of Data Warehouse Integrated Solution	Compaq Do Brasil Ltda.	1,360,510.08
	Consultancy Services For Information Systems' Development	Consórcio Gempi/Unitech	1,288,039.78
	Lease Of Helicopters	Helisul Taxi Aéreo Ltda.	1,044,500.00

**National Execution: Major Contracts for services placed during 2002**  
(Individual Contracts of USD 30,000 or more)

Country	Description of services	Name of subcontractor	Cost of contract US dollars
<b>Brazil (cont.)</b>			
	Provision Of A Technological Update Of Sus	Cesar	919,148.93
	Provision Of Air Tickets	Interline Turismo	800,000.00
	Specialized Services	Centro De Estudos Avançados Do Recife	785,454.55
	To Broadcast Legal Publicity	Grupo 108 De Comunicação Ltda.	731,739.30
	Provision Of Air Tickets	Interline Turismo	727,273.00
	To Develop And Install Information Systems	Consórcio Brc	709,767.28
	To Broadcast The Campaign On Sdt/Aids And Drug Prevention	Rede Globo De Televisão	690,336.17
	Consultancy Services	Consórcio Domínio/ Boucinhas/ Shamrock/ Ids	648,400.00
	Confection, Storage, Application And Control Of Fiscal Stamp	American Bank Note Company	647,369.42
	Development Of A Project On Electrical Network	Elcom - Eletricidade Comunicações Engenharia Ltda.	644,157.98
	Consultancy Services For Information Systems' Development	Consórcio Pwc/Unitech	592,370.91
	Consulting Services	Consorcio Pwc/ Unitech	527,190.94
	Software Acquisition	Ibm Do Brasil	499,543.14
	Development Of A New Management Model	Boucinhas & Campos Consultores	439,711.41
	Travel Agents	Interline Turismo	422,535.21
	To Evaluate The Impacts Of The Program "Bolsa Escola"	Dataunb (Fundação Universidade De Brasília)	417,639.00
	Acquisition Of Licenses	Optionline	417,070.58
	Carry Out Events	Quality Produções	416,385.62
	Alterations In The Installation Of The Access Control System	Unisys Do Brasil S/A	412,785.88
	Acquisition Of Video Conference Equipment	Panavideo Tecnologia Eletrônica Ltda.	406,305.40
	Travel Agency Services	Montserrat Turismo	404,778.95
	Provision Of Air Tickets And Correlated Services	Interline Turismo	400,000.00
	Carry Out A Communication Campaign Related To Promed	Rino Publicidade Ltda.	399,921.12
	Preparation, Publishing And Distribution Of Educational Material	Fundação Victor Civita	393,182.63
	Development Of System For Traffic Control Of Goods	Compis Computadores	388,568.96
	Quality Assurance Tests-school & Teacher Furniture	Ipt-instituto De Pesquisas Tecnológicas	380,571.64
	Consulting Services	Cpm	378,000.00
	Substitution Of Services And Equipment	Positivo Informática	374,901.83
	Travel Agency Services	Montserrat Turismo	373,340.00
	Consultancy Services For The Evaluation Of Proarco's Fire Control	Atech - Fundação Aplicações De Tecnologias Críticas	351,012.80
	Development And Implementation Of A Security Program	True Access Consulting	336,016.11
	Consultancy Services For The National Bank Of Items	Fundação Cesgranrio	331,836.36
	Organization Of Inep's Archives	New Shop Informática	287,603.30
	To Broadcast The Campaign On Sdt/Aids And Drug Prevention	Sbt - Sistema Brasileiro De Televisão	281,490.64
	Consulting Services	Accenture Do Brasil	280,106.19
	To Develop Communication Products	Grafopel	278,267.65
	Elaboration Of State Policies In Solid Waste Management	Água E Vida	273,043.17
	Provision Of Air Tickets And Correlated Services	Interline Turismo	258,899.67
	Printing, Finishing, Photolyte, Packing, Distribution Of School Mat.	Banderantes Indústria Gráfica	254,844.27
	Graphic Services (Printing, Finishing, Packing, Labeling, Etc.)	Bandeirantes Indústria Gráfica S/A	251,491.06
	Development On Climate Changes	Prefeitura Municipal De Linhares	251,284.84
	Consultancy Services	Consórcio Alfa	234,042.56
	Travel Agents	Montserrat Turismo	229,070.42
	Acquisition Of Storage Solution	Hewlett-packard	227,365.00
	Mass Storage Solution	Hewlett Packard	227,365.00
	Consultancy Services	Arthur Andersen	227,272.73
	Implementation Of Oracle System	Domínio Consultoria E Tecnologia Relacional Ltda.	219,959.60
	Implementation Of Part. Methodology In Sustainable Local Dev.	Locus; Ethos & Aaccrn	216,879.63
	To Support Extractives Communities	Memorial Chico Mendes	212,765.95
	Travel Agents	Interline Turismo	210,526.32
	Production Of Video For Educative Tv School (4 Grades)	Giros Produções & Gw Comunicação	209,127.29
	Training Courses	Centro Universitário Vila Velha	206,856.31
	Elaboration Of 4000 Items For The National Bank Of Items	Cepemg	197,208.00
	Consultancy Services	Fgv Consulting	190,007.84
	Organization Of Seminar On Public Health Engineering	Premier Hotelaria	189,994.56
	Consultancy Services For The Development Of The Data Mart	Accenture Do Brasil	186,133.34
	Carry Out A Evaluation Of Promed	Fundação Carlos Chagas	185,950.00
	Educational Videos Production	Gw Comunicação Ltda.	184,168.89
	Provision Of Air Tickets	Dinastia Viagens E Turismo Ltda.	184,000.00
	Inclusion Of New Functionalities To The System	BI Informática	182,046.66
	Course On Organizational Architecture, Process Modelling	Fundação Getúlio Vargas	178,260.87
	Consulting Services	Domínio Tecnologia	177,960.84
	Typing, Scanning And Microfilming Services	Unisys Do Brasil S/A	174,810.00
	Organization Of A Seminar	Instituto Nacional De Altos Estudos - Inae	168,350.16
	Telephone Services	Gvt- Global Village Telecom Ltda.	166,869.56
	Graphic Services (Printing, Finishing, Packing, Labeling, Etc.)	Coronário Editora Gráfica Ltda.	160,728.15
	Rental Of Space In A Fair Pavillion - Johannesburgo	Q & A Comunicação E Eventos Ltda.	160,000.00
	Dvlpmnt And Implementation Of Information Systems	Poliedro - Informática, Consultoria E Serviços Ltda.	155,381.01
	Travel Agency Services	Interline Turismo	155,339.80
	Selection, Indexing And Analyses	Iob/Unitech	151,515.15
	Provision Of Air Tickets And Correlated Services	Montserrat Turismo	150,000.00
	To Carry Out A Course On Fiscal Management	Fundação De Empreendimentos Científicos E Tecnológicos - Finatec	148,682.91
	Implementation Of Infra-structure Services	Adler Engenharia E Comércio	143,970.35
	Transportation Of Material To East Timor	Dijfo Do Brasil Ltda.	143,867.60
	Photolyte, Printing, Finishing, Packing And Labelling Services	Coronário Editora Gráfica	139,901.41

**National Execution: Major Contracts for services placed during 2002**  
(Individual Contracts of USD 30,000 or more)

Country	Description of services	Name of subcontractor	Cost of contract US dollars
<b>Brazil (cont.)</b>			
	Organization Of Fair	Fexpocruz - Feria Exposición De Santa Cruz	136,500.00
	Revision Of Workflow Process	Consórcio Brc	136,000.00
	Software Acquisition	Computer Associates	130,980.54
	Development Of Olap And Datawarehouse In The Siprev	Cespe - Universidade De Brasília	130,723.40
	Acquisition Of Storage Solution	Oracle Do Brasil Sistemas Ltda.	127,130.32
	Consulting Services	Consórcio Jns/Aquaplan	126,403.10
	Development Of Urban Indicators Database For Caixa	Ipea - Instituto De Pesquisa Econômica Aplicada	124,919.00
	Consultancy Services	Sangha Technology	122,382.98
	Services For The Monitoring Of Vehicles' Position	Autotrac	118,763.64
	Elaboration Of A Study	Jns-acquaplan	118,087.11
	To Implement The Participative Methodology	Emater/Mg	114,522.62
	Printing Services	Esdeva Empresa Gráfica Ltda.	113,779.00
	Travel Agency Services	Eurexpress Travel Ltda.	111,138.31
	Revision Of The National Health Agency's Strategic Planning	Fundação Getúlio Vargas	110,638.29
	Development Of A Project On Fiber Optical Network.	Connect Fibra Óptica Ltda.	109,553.34
	To Implement The Participative Methodology On Sustainable Dev.	Centro Piauiense De Ação Cultural - Cepac/Pi	107,595.83
	Provision Of Air Tickets And Correlated Services	Selvaterra Turismo	107,042.00
	Printing, Finishing, Packing And Distribution Services Of School	Esdeva	106,952.67
	To Broadcast The Campaign On Sdt/Aids And Drug Prevention	Record	105,617.02
	To Implement The Participative Methodology On Sustainable Dev.	Edeies	104,593.53
	Training Of Managers	Consórcio Fia	104,163.47
	Elaboration Of Phase 01 Of The Handling Plan	Tetraplan Consultoria E Planejamento	101,333.33
	To Implement The Participative Methodology On Sustainable Dev.	latec	100,840.33
	Provision Of Air Tickets And Correlated Services	Voetur Turismo Ltda.	100,000.00
	Provision Of Air Tickets	Package	100,000.00
	Provision Of Air Tickets	Nebraska Agência De Viagens E Turismo	100,000.00
	Provision Of Air Tickets	Package	100,000.00
	Provision Of Air Tickets	Interline Turismo	100,000.00
	Provision Of Air Tickets	Interline Turismo	100,000.00
	Provision Of Air Tickets	Interline Turismo	100,000.00
	Provision Of Air Tickets	Interline Turismo	100,000.00
	Provision Of Air Tickets	Monserrat Turismo	100,000.00
	Travel Agency Services	Monserrat Turismo	100,000.00
	Provision Of Air Tickets And Correlated Services	Monserrat Turismo	100,000.00
	Travel Agents	Package Tour	100,000.00
	Travel Agents	Package Tour	100,000.00
	Travel Agents	Monserrat Turismo	100,000.00
	Travel Agents	Interline Turismo	100,000.00
	Travel Agents	Monserrat Turismo	100,000.00
	Travel Agents	Voetur Turismo Ltda.	100,000.00
	To Support Extractives Communities	Projeto De Fortalecimento Institucional Do Cns	98,472.72
	Consultancy Services For The Implementation	Abde - Associação Brasileira De Instituições Financeiras De Desenv	97,872.34
	To Carry Out A Seminar	Tv Tron Business Center	97,382.98
	Consultancy Services	DII Informática Ltda.	97,040.00
	Implementation Of Participative Methodology	Locus - Planejamento E Desenvolvimento Local	96,969.69
	Provision Of Air Tickets	Monserrat Turismo	96,595.74
	Implementation Of Center On Alcohol Abuse And Mental Health	Centro De Intervenção E Pesquisa Em Saúde Indígena - Cipsi	96,213.59
	Development Of Data Mart For Inss	Computer Associates	96,054.54
	Consultancy Services	Ibam - Instituto Brasileiro De Administração Municipal	95,015.28
	Consultancy Services	M.i. Informática	94,920.00
	Consultancy Services For Information Systems' Development	Fundação Coppetec - Fundação Coordenação De Projetos, Pesquis	94,545.45
	To Implement Datawarehouse Services	Kpmg Consulting	93,257.72
	Printing Services For The Programming Guide Of 2002 School Tv	Life Serviços Gráficos	92,847.90
	Travel Agents	Nebraska Turismo	92,592.59
	Travel Agents	Interlina Turismo	92,592.59
	Travel Agents	Interlina Turismo	92,592.59
	Printing Services For The Gestar Pilot Material	Mercante Comércio E Serviços	92,035.35
	Provision Of Air Tickets And Lodging	Bb Turismo	91,795.42
	Conduction Of A Course On Auditing In Londrina/Pr	Ufpr And Funpar	91,596.63
	Organization Of The Seminar "O Fisco E A Sociedade" In Belém	Tv Tron	91,540.00
	To Broadcast The Campaign On Sdt/Aids And Drug Prevention	Revista Veja	91,063.83
	Elaboration Of Didatic Material On Health Promotion	Escola De Formação Em Saúde Da Família Visconde De Sabóia/Ins	90,909.09
	Development Of Datamart For The Inss	Consult Brasil	90,792.00
	Printing Services	Gráfica E Editora Posigraf	90,327.27
	Implementation Of Participative Methodology	Aaccrn	90,280.30
	Organization Of The "Vii Workshop De Unidades De Conservação	Bb Turismo	88,230.55
	Travel Agents	Monserrat Turismo	87,098.59
	Printing Services	Esdeva Empresa Gráfica Ltda.	86,978.72
	Printing Services	Digiprint Gráfica E Editora	86,839.42
	Development Of A System For Budget Control	Tba Informática	86,449.35
	Printing Services	Gráfica Brasil	86,052.63
	Development Of Database On Information On The Health Sector	Sociedade Brasileira De Informática Em Saúde	85,957.44
	Implementation Of Local Development Process	Vínculus - Cooperativa De Prestação De Serviços Em Desenvolve	84,995.62
	Graphic Services (Printing, Finishing, Packing, Labeling, Etc.)	Gráfica E Editora Posigraf	82,671.84
	Photolyte, Printing And Finishing Services For The Gestar	Reproset Industria	82,621.90
	Data Mart Development For The Procuradoria Of The Inss	Consult Brasil	82,538.18
	Implement An Organization And Standardization Model And Update	Cespe/Unb	81,690.14

**National Execution: Major Contracts for services placed during 2002**  
(Individual Contracts of USD 30,000 or more)

Country	Description of services	Name of subcontractor	Cost of contract US dollars
<b>Brazil (cont.)</b>			
	Implementation Of Local Development Process	Seta - Serviços Técnicos Associados S/C Ltda	80,808.08
	Printing And Distribution Services Of The "Boletim Técnico Nº 55"	Gráfica Pax	80,470.59
	Software Acquisition	Tba Informática	80,440.90
	Technical-judicial Consulting Services	Manesco	79,746.48
	Microfilming And Digitalization Services Of Documentation	Doc Film	79,124.58
	Provision Of Air Tickets And Correlated Services	Montserrat Turismo	78,947.37
	Printing And Distrubion Services Of School Books	Esdeva Empresa Gráfica	78,832.73
	Elaboration Of A Proposal For Security Policy On Information	Módulo Security Solutions	78,720.54
	Provision Of Air Tickets	Nebraska Turismo	77,441.07
	Educational Videos Production	Giros Produções	76,438.51
	Leasing Of Copying Machines	Type Máquinas E Serviços Ltda.	75,902.47
	Consulting Services For Development Of Project Diagnosys,	Gtec	75,633.80
	Accomplishment Of Inquiry And Systematizatiohn	Manesco, Ramires, Perez, Azevedo Marques Advocacia	75,493.33
	Travel Agents	Nebraska Turismo	74,433.66
	Printing Services For Confection Of Material For The 2002 School	Gráfica E Editora Ideal	73,470.59
	Printing Services	Grafopel E Editora	72,960.00
	Production Of 13 Educative Television Programs	Gw Comunicação Ltda.	72,705.93
	Photolyte, Printing And Finishing Services	Posigraf	69,697.46
	Consultancy Services On Statistics	Tecnométrica Estatística Ltda.	69,444.45
	To Implement The Participative Methodology	Ancora	69,161.34
	Evaluation, Organization And Digitalization	Gtec Produção E Videocomunicação	68,933.00
	Hotel For The Event	Hotel Phenícia	68,393.80
	To Implement The Participative Methodology	Planeja	67,655.78
	To Broadcast The Campaign On Sdt/Aids And Drug Prevention	Bandeirantes	67,046.81
	Vigilance, Inspection And Protection Of Indigenous Land	Associação Indígena Pusuru - Aipu	66,987.00
	Statistical Consulting Services For Criation Of Statistical Indicators	Tecnométrica	66,747.57
	Provision Of Services Audit	Price Waterhouse & Coopers	66,666.66
	Carry Out Services Of Methodology Of Managing Projects	Pma Professional Management Consultoria, Treinamento E Informáti	66,608.00
	Consulting Services - Atsdr Methodology	Ambio Engenharia E Processos Ltda.	65,789.47
	Research To Evaluate The Empretec Worshop Impact	Ibqp - Instituto Brasileiro De Qualidade E Produtividade	65,319.87
	Travel Agency Services	Boeing Turismo Ltda.	64,724.92
	Printing Services Of Material For The School Census 2003	Gráfica E Editora Ideal	64,107.04
	Auditing Services For Evaluation And Diagnosys	Pricewaterhousecoopers	64,077.67
	Provision Of Air Tickets And Correlated Services	Montserrat Turismo	64,000.00
	Rental Of A Circus' Structure	Feibras - Feiras Brasil Promoções E Eventos Ltda.	63,380.47
	Printing And Finishing Services	Gráfica E Editora Del Rey	63,040.00
	To Carry Out A Financial Improvement And Updating Course	Universidade Cândido Mendes	63,025.21
	Qualification/ Capacitation Courses	Unb/Fubra	62,500.00
	Rental Of Airplanes	Empresa Nacional De Aviação Agrícola Ltda.	62,304.21
	Provision Of Air Tickets	Dinastia Viagens E Turismo	61,983.47
	Hiring Of Consultancy Services For The Difusion Of Proarco	Rede Marketing E Comunicação	61,842.10
	Software Acquisition	Computer Associates	61,665.00
	Organization And Logistic Support To The Event	Aplauso Assessoria & Premier Alimentos E Eventos	61,313.27
	Training Courses	Fundação Floresta Tropical	61,244.61
	Printing Services For 10.000 Volumes Of Publication	Digiprint Gráfica E Editora	60,582.52
	Vigilance, Inspection And Protection Of Indigenous Land	União Dos Povos Indígenas Mundukuru E Sataré-mawé	59,813.00
	Printing And Distribution Of Publications	Pax Editora Gráfica	58,760.56
	Post-graduation Course	Centro Universitário Vila Velha	58,483.16
	Organization Of The Ii Workshop On	Cetem	56,354.89
	Rental Of Space In A Fair Pavillion - Colombia	Corferias Corporacion De Ferias Y Exposiciones S/A.	56,000.00
	Carry Out A Research	Fundação De Apoio Ao Desenvolvimento Da Ufpe - Fade	55,521.88
	Post-graduation Courses In Public Finances	Centro Universitário Vila Velha	55,333.16
	Acquisition Of Integrated Solution	Remaster Tecnologia	55,271.88
	Provision Of Airtickets And Correlated Services	Montserrat Turismo	55,016.00
	Consulting Services - Private Sector Project - Kyoto Protocol	De Rosa, Siqueira, Almeida, Mello, Barros Barreto E Advogados Ass	54,986.00
	Post-graduation Courses On Tributary Law	Centro Universitário Vila Velha	54,390.53
	Development Of Software	Msd Software Ltda.	53,535.35
	Information Systems Development	Ernest & Young	52,833.52
	Printing And Distribution Of The Publication	Fênix Comunicação E Eventos	52,604.26
	Hotel For Organization Of The Event	Hotel Da Vinci	51,672.00
	Software Acquisition	Computer Associates	51,302.00
	To Support Extractives Communities	Movimento Fraternal Das Mulheres Lutadoras Do Anapú	51,261.73
	High School Teachers' Capacity	Universidade Estadual Paulista Júlio Mesquita Filho- Unesp	51,028.00
	Development Of A Program To Establish A Connection	Linux Consultoria S/C	50,666.67
	Development On Climate Changes	Prefeitura Municipal De Ribeira Do Pombal	50,505.05
	Ministrate Management Capacity Courses	Fundação Getúlio Vargas	50,478.87
	Development On Climate Changes	Instituto Sertão	50,169.36
	Travel Agents	Lua Nova Viagens E Turismo	50,000.00
	To Broadcast The Campaign On Sdt/Aids And Drug Prevention	Revista Época	49,787.23
	Provision Of Infra-structure For Courses On Surveillance	Esaf - Escola De Administração Fazendária	49,316.36
	Photocopying And Printing Services	B. Print Ltda.	48,543.68
	Photolyte, Printing And Finishing Services Of The Gestar	Gráfica E Editora Qualidade	48,531.30
	Organization And Logistic Support In The Workshop	Gauche Promoções E Eventos	48,527.54
	Course On Desease Surveillance And Control	Funsaúde - Fundação De Apoio Ao Desenvolvimento Científico E Te	48,045.45
	Execution Of The Program Of Management Techniques	Fundação Getúlio Vargas	47,786.67

**National Execution: Major Contracts for services placed during 2002**  
(Individual Contracts of USD 30,000 or more)

Country	Description of services	Name of subcontractor	Cost of contract US dollars
<b>Brazil (cont.)</b>			
	Information Technology Courses	Awa Tecnologia	47,510.43
	To Broadcast The Campaign On Sdt/Aids And Drug Prevention	Rede Tv	46,885.96
	Photolyte, Printing, Finishing, Packing And Labelling Services	Gráfica E Editoria Qualidade	46,800.00
	Organization And Logistic Support	Gauche Promoções E Eventos	46,771.45
	Carry Out Studies On Retirement System	Delphos Serviços Técnicos	46,140.84
	Organization Of Event	Elo Eventos	45,780.91
	Provision Of Air Tickets	Monserrat Turismo	45,454.55
	Rental Of Space In A Fair Pavillion - Havana	Pabexpo	44,765.00
	Travels Agents	Monserrat Turismo	44,736.84
	Installation Of "Projeto De Identidade Visual"	Distak Publicidade	44,522.17
	Photolyte, Printing, Finishing, Packing And Labelling Services	Tipografia Brasil Editora	44,363.64
	Development On Climate Changes	Secretaria De Ciência, Tecnologia E Meio Ambiente/Pe - Sectma	44,221.21
	Development On Climate Changes	Instituto De Permacultura Da Bahia	43,694.61
	To Support Extractives Communities	Associação Dos Seringueiros Do Seringal Cazumbá	43,636.36
	To Support Extractives Communities	Associação Dos Seringueiros De Machadinho - Asm	43,478.22
	To Broadcast The Campaign On Sdt/Aids And Drug Prevention	Revista Isto É	43,387.23
	Carry Out Studies On Retirement System	Delphos Serviços Técnicos	43,183.09
	Photolyte, Printing, Finishing, Packing And Labelling Services	Tipografia Brasil Editora	43,097.64
	Identification Of Problems On The Performance	Oltip Tecnologia E Soluções Ltda.	42,800.00
	Qualification/ Capacitation Courses For The Servants Of Tce/Ma Study	Ecpbg - Escola De Contas Do Prof.barretos Guimarães	42,750.81
	Carry Out Studies On Retirement System	Instituto De Estudos Do Trabalho E Sociedade	42,700.80
	To Carry Out An Evaluation Of Promed's Conference Rooms	Fundação Coppetec - Fundação Coordenação De Projetos, Pesquis:	42,666.66
	Vigilance, Inspection And Protection Of Indigenous Land	Ideca	41,734.00
	Printing Services Of 13.000 Booklets	Operação Amazônia Nativa - Opan	41,245.79
	Information Systems Development	Gráfica E Editora Del Rey	40,682.85
	Hotel For The Event	Tba	40,480.94
	Organization, Logistic Support To 2nd Workshop	Hotel Laje De Pedra	40,283.40
	To Implement Health Promotion Actions	Cetem	40,168.13
	Conduction Of A Selective Process	Viva Rio	40,000.00
	Organization Of Events For The Secretariat Of Management	Fundação De Apoio Ao Ensino, Pesquisa E Extensãodo Centro De C	40,000.00
	Development Of Data Analyser Software	Quality Produções	39,836.76
	To Carry Out A Course On Public Management	Jr Soluções Em Informática	39,130.43
	Development Of A Predictive Model	Cesupa	39,086.95
	Consultancy Services For Projects On Received Technical Coop.	Consórcio Planus/Mistech	39,057.23
	To Support Extractives Communities	Ecoplan Engenharia	38,680.85
	To Implement The Participative Methodology	Associação Dos Seringueiros E Agricultores Do Rio Liberdade - Asar	38,486.95
	To Implement The Participative Methodology	Locus - Planejamento E Desenvolvimento Local	38,400.00
	Organization Of Seminar On Professional Education	Centro De Estudos, Pesquisas E Acessoria Comunitária - Cepac/Ce	38,357.14
	To Carry Out Information Courses	Aplauso Eventos	38,294.79
	Capacitation Courses For The National Territory	Brás & Figueiredo Informática S/C Ltda	38,272.98
	Elaboration Of Information Bulletins	Ibte	38,226.00
	Organization Of The Workshop	Intercom Comunicação Empresarial	38,053.02
	High School Teachers' Capacity	Gauche Promoções E Eventos	37,815.13
	Organization Of A Seminar	Fundação De Apoio À Usp - Fusp	37,633.64
	Printing Services Of "Boletim Técnico 57"	Bearzi Promoções E Eventos Ltda.	37,591.27
	Rental Of Helicopter	Grafopel Gráfica E Editora	37,436.17
	Consultancy Services For The Elaboration	Esat-jat Aerotaxi Ltda.	37,333.60
	Organization Of Workshop	Cema Consultoria	37,277.31
	Development On Climate Changes	Gauche Eventos	37,190.08
	Organization And Logistic Support	Secretaria De Ciência, Tecnologia E Meio Ambiente/Pe - Sectma	37,178.45
	Provision Of Air Tickets And Correlated Services	Zero Quatro	36,363.64
	Edp Courses For State Secretariat For Internal Revenue Business	Lua Nova Viagens E Turismo	36,184.21
	Organization Of The Course	Bras E Figueiredo Informática	36,145.32
	To Implement The Participative Methodology	Npr Eventos Ltda	35,641.41
	High School Teachers' Capacity	Vinculus	35,524.57
	To Support Extractives Communities	Universidade Estadual Paulista Júlio Mesquita Filho- Unesp	34,800.00
	To Carry Out A Pos-graduation Course	Associação Da Mulher Timboteuense Margarida Barbosa - Ammb	34,782.60
	High School Teachers' Capacity	Universidade Cândido Mendes	34,380.17
	To Obtain Images For An Instructional Video On Phisycal Education	Fundação De Apoio Institucional Ao Desenvolvimento Científico E Te	34,327.28
	Travels Agents	Tv Bandeirantes De Presidente Prudente	34,042.55
	To Implement The Participative Methodology	Glacymar Turismo	33,802.82
	Impact And Market Research	Sne	33,741.17
	To Support Extractives Communities	Companhia Paulista De Pesquisa De Mercado - Cppm	33,536.90
	Elaboration Of A Term Of Reference	Conselho Nacional Dos Seringueiros - Cns	33,478.26
	Workshop	Comp Line Informática Ltda.	33,193.27
	Vigilance, Inspection And Protection Of Indigenous Land	Premier Alimentos	33,136.17
	Conduction Of Information And Telecommunication Courses	Operação Amazônia Nativa - Opan	33,119.14
	Software Acquisition	Hepta Informática	33,047.27
	Conduction Of Information And Telecommunication Courses	Computer Associates	32,891.62
	To Implement The Participative Methodology	Impacta Tecnologia	32,513.45
	Organization Of The Course	Coopagel	32,441.59
	Elaboration Of The Environmental Descen.And Man. Plan	Ebrassom	32,363.64
	Printing And Distribution	Orienta - Agência De Treinamento E Consultoria Sócio-ambiental	32,289.21
	Consultancy Services For Parsep	Leiaute Comunicação	32,056.34
		Asta Acessoria	31,447.56

**National Execution: Major Contracts for services placed during 2002**  
(Individual Contracts of USD 30,000 or more)

Country	Description of services	Name of subcontractor	Cost of contract US dollars
<b>Brazil (cont.)</b>			
	Impact And Market Research	Companhia Paulista De Pesquisa De Mercado - Cppm	30,894.92
	Effect An Additional Payment	Fundação De Apoio Ao Ensino, Pesquisa E Extensão Do Centro De	30,654.54
	Hotel For Organization	Hotel Othon S/A	30,484.57
	Support Extractives Communities	Associação Dos Pequenos Produtores Rurais De Tarauacá - Aspert	30,434.78
	Capacitation Courses For The Municipal Council	Emater-pb	30,378.44
<b>Bulgaria</b>			
	Works Contracts	Injstroyingenering Ltd.	142,113.16
	Leasing	Business Center - Business Incubator - Karlovo	100,000.00
	Leasing	Agrobusinesscenter - Kubrat	100,000.00
	Leasing	Agrobusinesscenter/Business Incubator Shumen	100,000.00
	Leasing	Business Center - Isperih	100,000.00
	Leasing	Agrobusiness Center - Business Incubator - Targovishte	100,000.00
	Leasing	Agrobusiness Center - Business Incubator - Silistra	100,000.00
	Leasing	Entrepreneurship Promotion Business Incubator - Devin	100,000.00
	Leasing	Agrobusinesscenter/Business Incubator Aitos	100,000.00
	Works Contracts	Rest Ingenering St	98,236.01
	Financial Support	Agrobusiness Center - Business Incubator - Silistra	77,380.27
	Leasing	Agrobusiness Center - Novi Pazar	75,000.00
	Financial Support	Agrobusiness Center - Business Incubator - Targovishte	73,528.40
	Financial Support	Agrobusinesscenter/Business Incubator Aitos	72,972.90
	Financial Support	Agrobusinesscenter/Business Incubator Shumen	69,457.64
	Works Contracts	Komplexstroy - Usta Gencho Jsc	66,803.46
	Financial Support	Agrobusiness Center Dulovo	64,885.30
	Financial Support	Agrobusiness Center - Business Incubator - Samokov	64,449.00
	Financial Support	Agrobusinesscenter - Kubrat	63,925.30
	Works Contracts	Restavratsia Sofia Ltd.	63,748.80
	Financial Support	Business Center - Business Incubator - Karlovo	63,622.30
	Works Contracts	Yavorina - Veselka Davidkova St	63,378.13
	Financial Support	Businesscenter/Business Incubator Sliven	63,247.70
	Financial Support	Agrobusinesscenter - Polski Trambesh	62,896.80
	Financial Support	Business Center - Elhovo	62,750.10
	Financial Support	Businesscenter/Business Incubator Nova Zagora	62,592.20
	Works Contracts	Jilstroy - 96 Ltd.	61,966.38
	Financial Support	Agrobusiness Center - Karnobat	61,181.00
	Financial Support	Agrobusiness Center - Novi Pazar	60,622.70
	Leasing	Agency For Regional Development And Business Center - Vidin	60,000.00
	Works Contracts	Topingenering Ltd.	55,684.02
	Works Contracts	Monolit 21 Ltd.	54,493.72
	Financial Support	Business Center - Ruen	51,275.40
	Works Contracts	Elit Ltd. Troyan	51,046.09
	Leasing	Business Center - Elhovo	50,000.00
	Leasing	Businesscenter/Business Incubator Nova Zagora	50,000.00
	Leasing	Agrobusiness Center - Business Incubator - Samokov	50,000.00
	Works Contracts	Dinko Interstroy St	49,236.33
	Works Contracts	Domostroitel Jsc	48,435.10
	Works Contracts	Dimas Ltd.	47,522.40
	Works Contracts	Ts Tropans Ltd.	45,976.01
	Financial Support	Business Incubator - Gotze Delchev	45,972.40
	Works Contracts	Kruni - 95 Ltd.	45,952.19
	Financial Support	Entrepreneurship Promotion Business Incubator - Devin	45,938.50
	Financial Support	Agency For Regional Development - Velingrad	45,759.30
	Baseline Surveys	Forum For Enterpreneurship	45,722.88
	Financial Support	Agency For Regional Development And Business Center - Vidin	45,277.00
	Works Contracts	Adis Ltd. - Russe	45,206.76
	Works Contracts	Bdin Jsc - Vidin	44,869.30
	Works Contracts	Proectstroy - Petar Petrov St	43,675.14
	Works Contracts	Makstroy Ltd.	43,294.96
	Works Contracts	Union Corect Ltd. - Varna	42,972.07
	Financial Support	Business Information Center - Kotel	42,377.50
	Works Contracts	Garant - Totev And Sons-tryavna	41,556.50
	Works Contracts	Restavratsia Sofia Ltd.	41,442.22
	Financial Support	Business Information Center - Sungurlare	40,725.00
	Works Contracts	Rest Ingenering St	40,473.16
	Works Contracts	Opal - 94 Ltd. Vratsa	39,996.40
	Financial Support	Business Information Center - Straldja	39,872.60
	Works Contracts	Pv Kros Ltd.	39,564.84
	Works Contracts	Alexander Vasilev St	38,692.30
	Works Contracts	Ukrasa Ltd.	38,248.92
	Works Contracts	Ukrasa Ltd.	37,818.15
	Works Contracts	Most 91 Kavarna	37,605.52
	Financial Support	Local Agency For Economical Development - Razlog	37,284.00
	Works Contracts	Perfectstroy St - Vidin	36,975.87
	Works Contracts	Introductsia - Georgiev&Sons	36,907.26
	Works Contracts	Stratesh Stroitel Ltd.	36,446.81

**National Execution: Major Contracts for services placed during 2002**  
(Individual Contracts of USD 30,000 or more)

Country	Description of services	Name of subcontractor	Cost of contract US dollars
<b>Bulgaria (cont.)</b>			
	Works Contracts	Sandy - Sasho Boev St	35,371.65
	Works Contracts	Sokom St	34,883.95
	Works Contracts	Ekoart Ingenering St - Burgas	34,701.57
	Works Contracts	Ekoart Ingenering St - Burgas	34,701.57
	Financial Support	Business Center - Isperih	34,035.20
	Works Contracts	Fon Sk Ltd	34,004.94
	Works Contracts	Kutyarov Story St - Kurdjaly	33,854.70
	Works Contracts	Eksa Ltd.	33,760.52
	Works Contracts	Gbs - Burgas Jsc	32,973.60
	Works Contracts	Himremontstroy Jsc - Branch Svishtov	32,956.02
	Works Contracts	Bagra - Stefan Nedyalkov St	32,912.35
	Works Contracts	Ekos - 96 Ltd.	31,745.75
	Works Contracts	Musteni Ltd.	31,614.19
	Works Contracts	GBS - Plovdiv JSC	31,107.94
	Construction and Renovation Works	Domostroitel Karlovo AD	30,831.90
	Works Contracts	Abritus Ltd. - Razgrad	30,481.36
	Works Contracts	Ekoart ingenering ST - Burgas	30,447.33
<b>Canada</b>			
	Study	Canadian Association for Environmental Analytical Lab.	80,996.00
	Consultants/Experts	Novaport Ltd	30,000.00
<b>Cape Verde</b>			
	Microrealizations	Ngo Oasis - Calheta Sao Miguel	30,652.00
<b>Chile</b>			
	Consultancy Services	Comunicación Y Gestión De Entornos	140,000,000.00
	Consultancy Services	Opuscom Consultores Ltda.	100,000,000.00
	Technical assistance	Pontificia Universidad Católica De Chile	84,000,000.00
	Technical assistance	Corporación Educacional Ort	66,000,000.00
	Technical assistance	Centro De Investigación Y Desarrollo De La Educación (Cide)	66,000,000.00
	Financial Consultancy Services	Latinoamericana De Ingeniería Ltda.	60,299,897.00
	Technical assistance	Fundación Chile	60,000,000.00
	Consultancy Services	Gubbins Arquitectos Consultores	50,000,000.00
	Technical assistance	Corporación P.i.i.e	48,000,000.00
	Consultancy Services	Fundación Prohumana	45,000,000.00
	Technical assistance	R. Leiva Y Cía. Ltda.	42,000,000.00
	Financial Consultancy Services	Instituto De Geografía, Universidad Católica De Chile	32,240,000.00
	Consultancy Services	Mori Chile S.a.	30,116,190.00
	Technical assistance	Universidad Diego Portales	30,000,000.00
	Consultancy Services	Komunica Producciones Ltda.	28,916,732.00
	Consultancy Services	Deuman Ingenieros Ltda.	27,700,000.00
	Pro-crecimiento	Cima Consultores Ltda.	26,500,000.00
	IT Consultancy Services	Inversiones Y Gestión Ltda.	26,500,000.00
	Seminar Services	Corporación Participa	25,697,070.00
	Consultancy Services	Instituto De Geografía, Universidad Católica De Chile	24,930,000.00
	Consultancy Services	Cedep	24,000,000.00
	Consultancy Services	Geotécnica Constotres S.a.	21,951,699.00
	Consultancy Services	Facultad De Ciencias Físicas Y Matemáticas De La Universidad De	21,921,200.00
	Consultancy Services	Am & P Ltda.	21,216,000.00
	Consultancy Services	Multivac	20,866,000.00
	Consultancy Services	Inversión Y Gestión Ltda.	20,500,500.00
	Feasibility Study	Alfa Centauro, S.a.	110,000.00
<b>China</b>			
	Processing Of Bamboo Samples	Zhejiang Xinchang Fustar Bamboo & Lumber Co.Ltd	34,375.00
<b>Colombia</b>			
	Civil Works	Caja De Compensacion Familiar De Fenalco Seccional Quindio	6,011,339.35
	Audit Services	Spea Ingeniería Europea S.p.a.	1,578,671.47
	Audit Services	Ingetec S.a.-ing Ingeniería S.a.	1,436,950.84
	Civil Works	Consorcio Acueductos De Armenia	1,235,740.54
	Civil Works	Consorcio Geminis	1,195,185.49
	Transportation Engineering	Mabey & Johnson	1,052,403.19
	Civil Works	Constructora Hispanica S.a.	1,046,351.34
	Civil Works	Union Temporal Quindio	937,789.51
	Civil Works	Consorcio Contein Avp	935,281.93
	Audit Services	Consorcio Interventoria De La Costa Norte	855,922.80
	Civil Works	Federacion Nacional De Cafeteros De Colombia	849,329.31
	Civil Works	Fundacion Vida Y Futuro Entidad Sin Animo De Lucro	820,729.43
	Civil Works	Consorcio Las Araucarias	791,768.70
	Civil Works	Consorcio Constructora Canaan Briñez	741,960.38
	Civil Works	Consorcio Contein Avp	682,811.42
	Civil Works	Consorcio Mercado Minorista De Pereira	682,688.12
	Civil Works	Consorcio El Bombillo Blp	628,092.13
	Civil Works	Fondo Rotatorio Del Ejercito	613,580.20

**National Execution: Major Contracts for services placed during 2002**  
**(Individual Contracts of USD 30,000 or more)**

Country	Description of services	Name of subcontractor	Cost of contract US dollars
<b>Colombia (cont.)</b>			
	Civil Works	Consorcio Constructora Global Sa - Parque Central Bavaria Sa	589,722.10
	Audit Services	Union Temporal Arauca	531,516.09
	Audit Services	U.t. Elsamex Y Mnv Construcciones Ltda	519,086.10
	Civil Works	Consorcio Armenia 2001	516,708.28
	Civil Works	Union Temporal Prom Convivienda Napi Ltda Y Union Tem Para C	514,795.99
	Civil Works	Fiduciaria La Previsora S.a.	495,851.18
	Civil Works	Consorcio Carlos Angulo Arrieta-construcciones Moreno Ltda-a	493,498.84
	Civil Works	Empresa De Energia De Pereira S.a. E.s.p.	486,977.90
	Civil Works	Arista Ltda	474,572.72
	Civil Works	Empresa De Aseo De Pereira S.a. E.s.p.	440,273.25
	Civil Works	Empresa De Energia Del Quindio S.a. E.s.p.	440,273.25
	Civil Works	Corporacion Autonoma Regional Del Quindio	431,778.92
	Civil Works	Union Temporal Cai	404,196.36
	Audit Services	Union Temporal Puertos	392,211.35
	Civil Works	H Rojas Y Asociados Ltda	389,135.70
	Civil Works	Chamat Ingenieros Ltda Chg Ingenieros Ltda	386,864.57
	Software	Compaq Computer De Colombia	374,516.94
	Communications,Computer	Software Y Algoritmos	364,257.00
	Technical Cooperation Services	Programa De Las Naciones Unidas Para El Desarrollo O.r. C	357,551.04
	Technical Cooperation Services	Aeroports De Paris	350,000.00
	Civil Works	Consorcio Arista Ltda Constructora Centenario Ltda	348,405.32
	Civil Works	Universidad De Los Andes	346,465.07
	Civil Works	Union Temporal Colsur	341,749.06
	Civil Works	Consorcio Ingenieria -cimelec- Cabrera	339,195.32
	Research And Science Based Services	Fondo Rotatorio Del Dane-fondane	325,512.48
	Civil Works	Comunidad De Nuestra Senora De La Caridad Del Buen Pastor	325,093.77
	Civil Works	Consorcio Global	322,368.39
	Research And Science Based Services	Eds Colombia S.a.	319,176.95
	Civil Works	Camara De Comercio De Armenia	312,927.87
	Research And Science Based Services	Consorcio Soluziona-t3	295,762.50
	Social Development And Services	Proyectos Inversion Vigencia 2001- Fondo Paz	293,116.90
	Civil Works	Consorcio F Y M	291,330.29
	Civil Works	Consorcio Echeverri O Hernandez G	288,115.84
	Civil Works	Consorcio Intelca Sa Rdro	287,698.54
	Technical Cooperation Services	Programa De Las Naciones Unidas Para El Desarrollo O.r. C	284,298.20
	Research And Science Based Services	Sema Group Sociedad Anonima Española Sucursal Colombia	282,000.00
	Civil Works	Fundacion Para El Desarrollo Del Quindio	277,208.81
	Civil Works	Empresa De Servicios Publicos Domiciliarios De Dosquebradas	273,028.20
	Civil Works	Universidad Nacional De Colombia	270,838.04
	Architectural Engineering	Inarserv Ltda	269,254.08
	Civil Works	Union Temporal Loaiza Gomez	268,439.95
	Civil Works	Union Temporal Mendoza Giraldo	267,224.39
	Civil Works	Telearmenia S.a. E.s.p.	262,051.68
	Audit Services	Consorcio Consultores Unidos - Consultoria Colombiana	261,514.80
	Civil Works	Fundacion Vida Y Futuro Entidad Sin Animo De Lucro	255,645.90
	Data Processing Or Preparation Services	Sistemas Y Computadores	255,166.54
	Social Development And Services	Corporacion Sor Teresa De Calcuta	255,011.81
	Audit Services	Consorcio Bdo Consultoria Colombiana	242,984.09
	Civil Works	Consorcio Mvjj	240,135.67
	Civil Works	Empresa De Acueducto Y Alcantarillado De Pereira S.a. E.s.p.	237,478.41
	Research And Science Based Services	Corporacion Financiera Del Valle	237,439.33
	Civil Works	Fundacion Vida Y Futuro Entidad Sin Animo De Lucro	231,895.44
	Social Development And Services	Corpades	223,988.84
	Technical Cooperation Services	Programa De Las Naciones Unidas Para El Desarrollo O.r. C	223,825.65
	Research And Science Based Services	Udi Union Para El Desarrollo De Interventorias	222,318.75
	Defense And Law Enforcement, Security, Safety Equipment,	Sims	220,545.45
	Research And Science Based Services	Pablo Emilio Bocarejo Ingenieros Consultores & Cia. S.en C.	220,000.00
	Software Or Hardware Engineering	Corporacion Colombia Digital Nations	217,938.57
	Civil Works	Empresas Publicas De Armenia	216,909.52
	Civil Works	Consorcio Ineconte - Ruben Dario Ramirez O.	216,073.83
	Civil Works	Tisnes Idarraga Asociados Ltda	215,101.45
	Research And Science Based Services	Nera	212,500.00
	Network Hardware And Components And Accessories	Ingenieria It & T De Colombia Ltda	202,678.48
	Civil Works	Empresas Publicas De Armenia	201,189.41
	Civil Works	Consorcio Z Y M Construcciones	200,942.28
	Research And Science Based Services	The Brattle Group	198,109.20
	Civil Works	Union Temporal Ingenieros Civiles Y Sanitarios Asociados	189,812.12
	Civil Works	Fondo De Solidaridad Del Valle	187,917.25
	Civil Works	Acodal	187,408.89
	Urban Transport Network	Mckinsey & Company Colombia Inc.	185,501.83
	Financial Analysis Software	Synersis Ltda	180,513.72
	Research And Science Based Services	Universidad Nacional De Colombia	180,366.74
	Civil Works	Consorcio J & J Ingenieria	177,974.38
	Technical Cooperation Services	Corpoamazonia	176,657.82
	Proprietary Or Licensed Systems Maintenance Or Support	Unisys De Colombia S.a.	175,570.08



**National Execution: Major Contracts for services placed during 2002**  
**(Individual Contracts of USD 30,000 or more)**

Country	Description of services	Name of subcontractor	Cost of contract US dollars
<b>Colombia (cont.)</b>			
	Civil Works	Sociedad Colombiana De Arquitectos Seccional Risaralda	174,093.48
	Research And Science Based Services	Mario Noriega & Asociados Ltda	173,155.11
	Technical Cooperation Services	Corponor	172,842.53
	Civil Works	Consortio M & M Ingenieros Asociados	172,571.85
	Architectural Engineering	Asotec E.a.t.	171,019.68
	Civil Works	Asociacion Colombiana De Ingenieria Sismica -ais-	170,715.52
	Professional Engineering Services	Global Technology Services Ltda	170,662.87
	Civil Works	Consortio Goma	168,194.69
	Civil Works	Cuellar Serrano Gomez S.a.	163,119.53
	Architectural Engineering	Cavisocial Colombia	152,767.59
	Civil Works	Proyectos De Ingenieria S.a. - Proing S.a.	150,971.68
	Social Development And Services	Corporacion Nuevo Arco Iris	150,514.32
	Civil Works	Universidad Nacional De Colombia	144,501.61
	Civil Works	Consortio Osorio-gomez	144,388.69
	Research And Science Based Services	Sema Group Sociedad Anonima Española Sucursal Colombia	141,290.62
	Civil Works	Edgar Ramos Valencia Y Cia Ltda.	141,254.62
	Research And Science Based Services	Multienlace	140,725.98
	Civil Works	Consortio Acuña Arango Hnos	139,887.40
	Research And Science Based Services	Fichtner GmbH&Co. Kg	139,732.26
	Civil Works	Constructora Canaan Ltda	139,585.99
	Social Development And Services	Corporacion Arco Iris	139,147.79
	Civil Works	Union Temporal Robert Alfaro Garcia Y Otros	138,399.69
	Professional Engineering Services	Cinset	137,376.74
	Civil Works	Ingenieria Total Ltda	137,349.16
	Architectural Engineering	Union Temporal-asociación De Vivienda De Interes Social Nuev	134,906.07
	Social Development And Services	Corpades	133,811.03
	Technical Cooperation Services	Crc	132,924.40
	Technical Cooperation Services	Corantioquia	129,533.80
	Civil Works	Fundaempresa	125,415.00
	Audit Services	Comision Nacional De Regalias	124,752.11
	Civil Works	Union Temporal Redes Y Telecomunicaciones Ltda Y Otros	124,009.60
	Urban Transport Network	Ut Logitrans Logit	124,002.59
	Technical Cooperation Services	Consortio Plan Maestro El Dorado	122,500.00
	News And Publicity Services	Nortografico S.a.	122,484.64
	Technical Cooperation Services	Ing Ingenieria S.a.	122,443.11
	Research And Science Based Services	Booz-allen & Hamilton De Colombia Ltda	121,855.00
	Proprietary Or Licensed Systems Maintenance Or Support	Oracle Colombia Ltda.	121,036.46
	Social Development And Services	Tac Tecnicas Alternativas En Cosntrucccion Ltda	120,582.56
	Television Services	Caracol S.a.	120,320.95
	Technical Cooperation Services	Corponariño	119,381.88
	Data Archiving Services	Union Temporal Compañia De Servicios Archivisticos Y Tandem	118,430.01
	Civil Works	Procon Ltda	118,249.59
	Civil Works	Consortio Contratistas Asociados	117,882.80
	Research And Science Based Services	Ers & Asociados Ltda	117,223.08
	Social Development And Services	Hogares De Paso La Maloka	116,508.09
	Technical Cooperation Services	Cortolima	116,244.94
	Technical Cooperation Services	Programa De Las Naciones Unidas Para El Desarrollo O.r. C	114,344.58
	Audit Services	Hidrotec Ingenieros Consultores	113,924.70
	Civil Works	Vanegas Y Garzon Ltda	113,283.59
	Research And Science Based Services	Selfinver Banca De Inversion Ltda.	112,743.51
	Technical Cooperation Services	Federal Aviation Administration	112,740.12
	Technical Cooperation Services	Corporacion Autonoma Regional Del Cesar	112,616.52
	Technical Cooperation Services	Cam	112,435.23
	Data Archiving Services	Union Temp Cia De Svicios Archivisticos Ltda/Microequipos Ltd	111,778.90
	Technical Cooperation Services	Csb	110,432.71
	Communication, It Equipment, Peripherals, Components, Supplies	Compucentro Colombia Ltda	110,204.28
	Civil Works	Consortio Loaiza Gutierrez	106,735.60
	Research And Science Based Services	Inverlink S.a.	105,573.00
	Architectural Engineering	Union Temporal Urbanizacion Aguas Claras	104,981.82
	Architectural Engineering	Ingecons Ltda	104,628.51
	Proprietary Or Licensed Systems Maintenance Or Support	Digital Ware Ltda	101,115.09
	Technical Cooperation Services	Camara De Comercio De Bogota	100,726.26
	Technical Cooperation Services	Pricewater House	100,708.59
	Data Services	Sodexo Pass	100,589.29
	Professional Engineering Services	Sun Microsystems Of California, Inc	98,000.00
	Social Development And Services	Fundacion Sol Y Tierra	97,983.69
	Technical Cooperation Services	Programa De Las Naciones Unidas Para El Desarrollo O.r. C	96,975.33
	Technical Cooperation Services	Corporacion Autonoma Regional De La Orinoquia	96,144.70
	Civil Works	Construcciones Mario Serna Florez Y Cia Ltda	96,040.44
	Data Archiving Services	Union Temp Cia De Svicios Archivisticos Ltda/Microequipos Ltd	95,036.43
	Civil Works	Fiduciaria La Previsora S.a.	94,696.96
	Research And Science Based Services	Digibyte Ltda	91,753.02
	Communications, It Equipment, Peripherals, Components, Supplies	Procibermetica S.a	91,420.46
	Technical Cooperation Services	Cas	90,909.09
	Architectural Engineering	La Corporacion Geodesarrollo	90,237.14

**National Execution: Major Contracts for services placed during 2002**  
**(Individual Contracts of USD 30,000 or more)**

Country	Description of services	Name of subcontractor	Cost of contract US dollars
<b>Colombia (cont.)</b>			
	Civil Works	Consorcio San Jose	90,098.31
	Social Development And Services	Municipio De Uribe Proyectos De Inversion 2001 Fondo Paz	89,291.99
	Civil Works	Vanegas Y Garzon Ltda	89,191.90
	Research And Science Based Services	Continental Electrica	88,580.25
	Transport Industry Support And Maintenance And Repair Services	Dorado Llantas	87,176.90
	Audit Services	Consultores Regionales Asociados "Cra"	87,080.86
	Technical Cooperation Services	Union Tem Pricewaterhouse Ases Ger/Structured Intelligence Co	87,031.22
	Social Development And Services	Corporacion Nuevo Arco Iris	86,637.45
	Civil Works	Integral S.a.	86,575.53
	Professional Engineering Services	Colcomputo Ltda	86,457.77
	Research And Science Based Services	Global Telecommunication & Investment Group Llc	85,000.00
	Technical Cooperation Services	Juzgado 2 Civil Del Circuito De Villavicencio	84,295.58
	Social Development And Services	Cooperativa Agropecuaria Multiactiva Ecoflor	83,608.79
	Technical Cooperation Services	Consorcio Gomez Cajiao Y Asociados S.a.-consultoria Colombia	83,484.14
	Technical Cooperation Services	Programa De Las Naciones Unidas Para El Desarrollo O.r. C	83,226.95
	Civil Works	Consorcio Duque Mera Velasquez	83,020.69
	Technical Cooperation Services	Programa De Las Naciones Unidas Para El Desarrollo O.r. C	82,572.23
	Civil Works	Sociedad De Mejoras Publicas De Armenia	81,867.84
	Social Development And Services	Municipio De Mesetas	80,858.82
	Research And Science Based Services	R.c. Corporate Consultants Ltda	80,000.00
	Civil Works	Union Temporal Ingenieria Total Diconci	79,756.20
	Research And Science Based Services	Ambientec Ltda	79,649.56
	Civil Works	Consultec Ltda	79,602.18
	Social Development And Services	Tgd Convenio 1994712- Departamento De Santander	78,194.81
	Civil Works	Civilia S.a.	78,043.69
	Transport Industry Support And Maintenance And Repair Services	Talleres De Aviacion Ciro	77,989.19
	Civil Works	Union Temporal Gomez - Garces	77,471.70
	Civil Works	Consorcio Habocic Eu	77,184.37
	Civil Works	Universidad Del Quindio	76,529.01
	Civil Works	Union Temporal S.c.a Quindio Siq	76,014.97
	News And Publicity Services	El Tiempo	75,961.91
	Technical Cooperation Services	Empresa De Servicios Publicos De Cumaral	75,757.57
	Technical Cooperation Services	Corporacion Autonoma Regional Del Magdalena Corpomag	75,534.27
	Social Development And Services	Corporacion Nuevo Arco Iris	75,405.61
	Civil Works	Union Temporal Avp Cetec	75,213.47
	Network Hardware And Components And Accessories	Disico S.a.	75,172.30
	Civil Works	Union Temporal Cardenas Pinto	74,552.35
	Research And Science Based Services	Icontec. Instituto Nacional De Normas Tecnicas	73,066.77
	Technical Cooperation Services	Andina Pozos Ltda	71,077.53
	News And Publicity Services	Enlace Editores	70,611.93
	Professional Engineering Services	Geovial Ltda	70,598.84
	Geological Surveys	Geosigma Ltda	70,505.33
	Communications, It Equipment, Peripherals, Components, Supplies	Dell Computer	70,069.00
	Civil Works	Union Temporal Acero Soto	70,028.42
	Research And Science Based Services	Itelca Ltda	69,743.90
	Legal Services	Credit Suisse First Boston Corpration	69,388.00
	Civil Works	Constructora El Eden Ltda.	68,699.47
	Research And Science Based Services	Kpmg Ltda	68,184.13
	Professional Engineering Services	Aprosig Ltda	67,987.31
	Social Development And Services	Inversiones Agropecuarias Tequendama	67,885.84
	Technical Cooperation Services	Fiduciaria La Previsora S.a.	67,731.22
	Civil Works	Consorcio Arista Ltda Constructora Centenario Ltda	67,308.99
	Audit Services	Pricewaterhousecoopers Ltda	66,868.39
	Civil Works	Consorcio Mario Correa - Olga Lucia Gomez	66,858.17
	Civil Works	Integral S.a.	66,849.53
	Architectural Engineering	Instituto Cartagueño De Vivienda Incavi	66,764.96
	Research And Science Based Services	Bejarano Cardenas Ospina & Asociados Ltda.	66,748.39
	Research And Science Based Services	Economica Consultores Ltda.	66,748.39
	Civil Works	Fundacion Para El Desarrollo Del Quindio	66,200.80
	Research And Science Based Services	Corporacion Financiera Del Valle	65,899.58
	Civil Works	Consorcio Loaiza Ante	65,845.47
	Technical Cooperation Services	Universidad Nacional De Colombia	65,458.80
	Professional Engineering Services	Medio Ambiente Ingenieria Ltda.	64,629.33
	Civil Works	Iglesia Alianza Cristiana Y Misionera Colombiana	64,225.90
	Civil Works	Siete Ltda	63,928.15
	Civil Works	Consorcio Constructora Perza	63,867.49
	Civil Works	Ne Digital S.a.	63,131.41
	Civil Works	Camara De Comercio De Armenia	63,124.01
	Architectural Engineering	Eat Husavi	63,002.37
	Technical Cooperation Services	Corponariño	62,954.54
	Academic Or Scientific Article Writing	Corporacion Luis Eduardo Nieto Arteta	62,187.03
	Social Development And Services	Caja De Compensacion Familiar-cafam	62,175.27
	Civil Works	Consorcio Jaime Garcia Herrera Gutierrez Diaz Y Cia S En C	61,940.13
	Research And Science Based Services	Produccion Tecnica Y Logistica Ltda	61,382.83
	Social Development And Services	Sociedad Nacional De La Cruz Roja Colombiana	61,005.72

**National Execution: Major Contracts for services placed during 2002**  
(Individual Contracts of USD 30,000 or more)

Country	Description of services	Name of subcontractor	Cost of contract US dollars
<b>Colombia (cont.)</b>			
	Social Development And Services	Fundacion Progresar	60,928.97
	Civil Works	Camara De Comercio De Armenia	60,437.02
	Social Development And Services	Empresa Asociativa De Trabajo Transmilenio	60,431.65
	Research And Science Based Services	Duran Acero & Osorio Abogados Asociados	60,000.00
	Technical Cooperation Services	Instituto Sinchi	59,905.56
	Research And Science Based Services	Union Temporal Diebold Golden	59,053.46
	Civil Works	Union Temporal Beltran Beltran	58,861.11
	Social Development And Services	Union Temporal Particp Ciudadana Para Convivencia	58,695.66
	Civil Works	Integral S.a.	58,656.80
	Social Development And Services	Devora Eat- Prestacion De Servicios Varios	58,506.88
	Civil Works	Union Temporal Carlota Gutierrez Giraldo - Jaime Puerta Athe	57,867.34
	Technical Cooperation Services	Csb	57,581.57
	Civil Works	Fundacion Vida Y Futuro Entidad Sin Animo De Lucro	57,558.59
	Civil Works	Consortio Aguirre - Millan Cardona	56,743.68
	Technical Cooperation Services	Cornacarena	56,578.85
	Civil Works	Camara De Comercio De Armenia	56,244.57
	Research And Science Based Services	Jardin Botanico Del Quindio	55,289.61
	Research And Science Based Services	E.t.t.	55,000.00
	Technical Cooperation Services	Programa De Las Naciones Unidas Para El Desarrollo O.r. C	54,963.67
	Social Development And Services	Hemera Comunicar	54,420.60
	Professional Engineering Services	ProciBERMETICA S.a	54,377.96
	Architectural Engineering	Consortio A.c. Dos	54,246.57
	Proprietary Or Licensed Systems Maintenance Or Support	Oracle Colombia Ltda.	54,211.78
	Research And Science Based Services	Mario Noriega & Asociados Ltda	53,910.05
	Civil Works	Constructora Arpro S.a.	53,878.26
	Research And Science Based Services	Corporacion Nueva Sociedad - Consomoc	53,776.97
	Civil Works	Gutierrez Diaz Y Cia. S En C.	53,390.76
	Research And Science Based Services	Gomez Cajiao Y Asociados S.a.	52,240.88
	Technical Cooperation Services	Corpoamazonia	51,851.85
	Research And Science Based Services	Ttc Engenharia De Trafego E Transportes S/C Ltda	51,750.00
	Research And Science Based Services	Cerlalc	51,617.66
	Civil Works	Empresa De Energia Del Pacifico Sa Esp Epsa Esp	51,514.89
	Research And Science Based Services	Fundauniban	51,193.63
	Social development and services	Asodes- Asoc. De Desmovilizados Para El Des. Soc.	51,067.66
	Civil Works	Constructora Canaan Ltda	51,060.75
	Professional engineering services	Ingenieria Y Montajes Industriales Ltda.	51,054.69
	Civil Works	Camara De Comercio De Armenia	50,701.21
	Civil Works	Amezquita & Cia S.a.	50,201.35
	Civil Works	Sociedad Colombiana De Arquitectos Seccional Quindio	50,098.60
	Social development and services	Ediciones Amaranta E.a.t	49,555.12
	News and publicity services	Radio Cadena Nacional S.a. R.c.n. Radio	49,489.11
	Broadcast advertising	Corporacion Viva La Ciudadania	49,241.21
	Television services	Rcn Television S.a.	49,224.71
	Educational software	Marketing Estrategico Ltda	48,919.49
	Civil Works	Fondo De Solidaridad Del Valle	48,566.48
	Research and Science Based Services	Corporacion Andina De Fomento	48,460.00
	Social development and services	Grandes Superficies De Colombia Sa	48,405.66
	Research and Science Based Services	Universidad Nacional De Colombia	47,818.91
	Civil Works	Fundacion Vida Y Futuro Entidad Sin Animo De Lucro	47,796.92
	architectural engineering	Union Temporal Bienser - Asovilla	47,703.79
	Data archiving services	Archimovil Y Equipos Ltda	47,120.46
	Research and Science Based Services	Escan S.a.	46,900.00
	Research and Science Based Services	Universidad De Los Andes	46,713.67
	Social development and services	Corp Escuela Formacion Ciudadanos Siglo Xxi	46,633.56
	Research and Science Based Services	Guio Español Compañia Ltda	46,145.02
	Television services	Telecolombia S.a.	46,059.03
	News and publicity services	Panamericana Formas E Impresos S.a.	45,622.00
	Civil Works	Union Temporal Padilla Lopez	45,298.31
	Research And Science Based Services	Economica Consultores Ltda.	44,954.33
	Social Development And Services	Proyecto Fortalecimiento Vida Fondo Paz - Cormusal	44,821.82
	Social Development And Services	Corporacion Para La Paz Y El Desarrollo Social Corpades	44,682.75
	Civil Works	Union Temporal Obras Y Proyectos-ivonne Zabala	44,568.67
	Communications, It Equipment, Peripherals, Components, Supplies	Nuevo Siglo Sistemas Ltda	44,214.73
	Specialized Educational Services	Fundacion Jose Ortega Y Gasset	43,725.09
	News And Publicity Services	Initiative Media Colombia S.a.	43,088.69
	Civil Works	Corporacion Red Univ Publicas Eje Cafetero Alma Mater	42,753.31
	Social Development And Services	Corporacion Nuevo Arco Iris	42,449.84
	Technical Cooperation Services	Fondo Rotatorio Armada Nacional	42,392.76
	Technical Cooperation Services	Unbit Ltda	42,037.24
	Civil Works	Fundacion Antonio Restrepo Barco	41,219.96
	Civil Works	Fundacion Vida Y Futuro Entidad Sin Animo De Lucro	41,213.46
	Public Utilities And Public Sector Related Services	Consultora Nacional Especializada	40,975.84
	Broadcast Advertising	Corporacion Calidad	40,528.33
	Social Development And Services	Pinar De La Colina Emp. Asociativa De Trabajo	40,291.83
	Technical Cooperation Services	Progreso Inversiones S.a	40,273.29

**National Execution: Major Contracts for services placed during 2002**  
**(Individual Contracts of USD 30,000 or more)**

Country	Description of services	Name of subcontractor	Cost of contract US dollars
<b>Colombia (cont.)</b>			
	Social Development And Services	Funlibre	39,820.86
	Research And Science Based Services	Corporacon Financiera Del Valle S.a.	39,787.79
	Civil Works	Fundacion Vida Y Futuro Entidad Sin Animo De Lucro	39,752.96
	Professional Engineering Services	Consortio Civiltec Estucon	39,699.39
	Social Development And Services	Municipio De Cartagena Del Chaira - Semi Internado	39,646.40
	Civil Works	Gutierrez Diaz Y Cia. S En C.	39,508.51
	Technical Cooperation Services	El Alcazar Ltda	39,467.67
	Social Development And Services	Corporacion Hombre Y Mito	39,386.55
	Environmental Management	Instituto Caldense Para El Liderazgo	39,298.29
	Architectural Engineering	Asotec	39,158.65
	Research And Science Based Services	Cidet	38,829.76
	Civil Works	Asociacion Popular De Vivienda Ciudadela Simon Bolivar	38,820.23
	Civil Works	Consortio Julian Salcedo Garcia Y Andres Gaviria Mesa	38,767.37
	Research And Science Based Services	Unisys De Colombia S.a.	38,720.00
	Technical Cooperation Services	Universidad Nacional De Colombia	38,500.00
	Civil Works	Sociedad De Ingenieros Del Quindio	38,453.05
	Technical Cooperation Services	Martinez Caballero Ltda.	38,422.93
	Training	Universidad Externado De Colombia	38,000.00
	Professional Engineering Services	Ingesuelos Ltda	37,978.99
	Social Development And Services	Union Temporal Suba Al Aire Burunde	37,636.31
	Research And Science Based Services	Fundacion Jose Ortega Y Gasset Colombia	37,615.85
	Professional Engineering Services	Guamoco & Cia Ltda	37,609.42
	Technical Cooperation Services	Cormacarena	37,457.54
	Civil Works	Empresas Publicas De Calarca	37,348.87
	Civil Works	Consortio Bernal Sanchez	37,205.49
	Social Development And Services	La Agropecuaria Oropoma Eat	36,827.84
	Research And Science Based Services	Felix Betancourt-carlos Garcia	36,562.97
	Social Development And Services	Corporacion Nueva Sociedad - Consornoc	36,084.40
	Civil Works	Fundacion Vida Y Futuro Entidad Sin Animo De Lucro	36,029.28
	Architectural Engineering	Cootrasalba	36,009.38
	Research And Science Based Services	R.c. Corporate Consultants Ltda	36,000.00
	Social Development And Services	Corporacion Guayacan	35,780.58
	Architectural Engineering	Gdc Profesionales Asociados Ltda	35,769.48
	Economic Analysis	Banco Sudameris	35,746.13
	Research And Science Based Services	Union Temporal Cne-velnec S.a.	35,711.97
	Architectural Engineering	Ingecol Construcciones Ltda	35,657.40
	Technical Cooperation Services	Aene Operacion S.a.	35,405.92
	Civil Works	Empresa Sanitaria Del Quindio S.a. E.s.p. Esaquin S.a.	35,050.58
	Technical Cooperation Services	Corporacion Colombia Internacional	34,982.59
	Civil Works	Camara De Comercio De Armenia	34,965.03
	Civil Works	Constructora Arpro S.a.	34,935.02
	Architectural Engineering	Invicasa - Instituto Municipal De Vivienda De Interes Social	34,868.70
	Research And Science Based Services	Selfinver Banca De Inversion Ltda.	34,736.95
	Social Development And Services	Cordepaz	34,666.49
	Legal Services	Bejarano Cardenas Ospina & Asociados Ltda.	34,414.64
	Research And Science Based Services	Instituto Geografico Agustin Codazzi -bolivar	34,346.28
	Mine Development	La Sociedad Induminsa Ltda	34,090.90
	Civil Works	Camara De Comercio De Armenia	33,679.69
	Professional Engineering Services	Proyectos Especiales Ingenieria Ltda	33,544.76
	Data Services	Sistemas Especializados De Informacion S.a.	33,394.92
	Civil Works	Acy Construcciones Ltda.	33,274.51
	Research And Science Based Services	Muñoz Tamayo & Asociados Abogados Ltda.	32,816.98
	Civil Works	Empresa De Desarrollo Urbano De Armenia	32,572.32
	Software Or Hardware Engineering	Progresiones Multimedia	32,571.77
	Television Services	Virtual Television Ltda	32,558.80
	Architectural Engineering	Centro Productivo Industrial De La Madera	32,490.57
	Academic Or Scientific Article Writing	Fundacion Ideas Para La Paz	32,283.60
	Technical Cooperation Services	Enrique Davila Lozano - E.d.l. Ltda	32,245.68
	Technical Cooperation Services	Fundacion Bima	32,153.99
	Technical Cooperation Services	Martinez Caballero Ltda.	32,021.62
	Civil Works	Consortio Goma	32,007.42
	Civil Works	Union Temporal Beltran Beltran	31,949.61
	Research And Science Based Services	Bot. Ltda	31,918.64
	Professional Engineering Services	Sicmes Ltda	31,794.92
	Civil Works	Constructora Arpro S.a.	31,665.89
	Professional Engineering Services	Diprocon Ingenieria Ltda	31,512.53
	Technical Cooperation Services	Cam	31,460.24
	Social Development And Services	Coaacor	31,305.60
	Professional Engineering Services	Mosel Ltda.	30,963.49
	Civil Works	Corporacion Unidades Democraticas Para El Desarrollo	30,798.14
	Civil Works	Osuna Motta Arquitectura Ltda	30,599.23
	Research And Science Based Services	Universidad Nacional De Colombia	30,591.18
	Automobiles Or Cars	Blitec Ltda	30,539.66
	Communications, It Equipment, Components and Supplies	Comcel S.a.	30,452.34
	Civil Works	Consortio Jesus Antonio Celis - Jaime Puerta Atehortua	30,446.99

**National Execution: Major Contracts for services placed during 2002**  
(Individual Contracts of USD 30,000 or more)

Country	Description of services	Name of subcontractor	Cost of contract US dollars
<b>Colombia (cont.)</b>			
	Architectural Engineering	Ecocacao	30,303.03
	Civil Works	Iglesia Pentecostal Unida De Colombia	30,118.98
	Research And Science Based Services	Holguin, Neira & Pombo Ltda	30,000.00
<b>Costa Rica</b>			
	Topographic Equipment	Continex Internacional	260,806.86
	Topographic Equipment	Continex Internacional	198,030.00
	Topographic Equipment	Continex Internacional	146,900.00
	Study	Sanigest Internacional	95,000.00
	Acquisition Of Goats	Inversiones Piedras Negras, S.A.	41,360.00
<b>Croatia</b>			
	Mine Action - Survey & Verification	Akd Mungos D.o.o.	167,533.04
	Instruction of Mine Detection Dogs & Handlers	Canadian International Demining Center	77,670.00
<b>Cuba</b>			
	Design Of Campaign For Social Condom Marketing	Durero Sa	40,587.00
	Design Of Campaigns Against Hiv-aids	Publicitur	37,090.00
	Studies Of Environmental Educations	Uneac	32,600.00
<b>Ecuador</b>			
	Terminal	Consultora Vera	257,622.00
	Hospital Equipment	Manuel Aguirre Quiroz	243,364.65
	Studies	Wong & Wong	240,664.62
	Studies	Cpr Asociados	189,394.15
	Transport Project	Cpr Asociados	179,716.98
	Hospital Equipment	Ix Biotron	172,424.26
	Capacity And Assistance	Mop Subsecretaria Concesiones	164,413.05
	Electricity And Machines For Installation	Ing. Wilmer Martínez J.	130,918.13
	Sub Centro	Fernando Navas	119,844.56
	Installation Of Radio In Airport	Gestnova Tecnic	93,266.06
	Energy Installation	Ing. Eduardo Mármol Estrella	83,192.00
	Monitored Systematization Of 9 Projects	Hormigón Centrifugado	55,294.53
	Portal	Comunidec	51,950.00
	Auditorium	Yage	47,000.00
		Romero & Asociados	41,672.00
<b>Egypt</b>			
	Maintenance	Misr Service	185,406.00
	Communication Equipment	Tadiran Electronic System	115,000.00
	Technical Assistance	Institute Of National Planning	97,000.00
	Technical Assistance	Institute Of National Planning	61,000.00
	Maintenance	Misr Service	43,504.00
	Technical Assistance	Assiut University	37,000.00
<b>El Salvador</b>			
	Rural Extension And Incentives	Care El Salvador	1,834,180.00
	Cadastral Registry	Informes Y Proyectos, Sa	1,575,185.79
	Rural Extension And Incentives	lica/Catie/Red Cross/Universidad Jose Simeon Cañas	1,312,065.47
	Productive Infrastructure Earthquake	Constructora Delta, Sociedad Anónima	996,487.47
	Productive Infrastructure Earthquake	Eqqus Ingenieros, Sociedad Anónima De Capital Variable	326,606.00
	Construction Works	Fuentes Y Asociados, Sa De Cv	193,306.16
	Productive Infrastructure Earthquake	Rag, S. A. De C.v.	187,395.14
	Productive Infrastructure Earthquake	Constructora Simán, S.a. De C.v.	184,100.91
	Rural Promotion And Organization	lica/Catie/Red Cross/Universidad Jose Simeon Cañas	141,927.66
	Productive Infrastructure Earthquake	E.s. Constructores, S.a. De C.v.	134,665.53
	Supervision Of Works, Earthquake	Ortega Y Compañía - Class	127,387.41
	Productive Infrastructure Earthquake	Jb Sistemas De Ingeniería	126,515.37
	Civil Works Earthquake	Portico Ingenieros, Sociedad Anónima De Capital Variable	107,997.84
	Rural Management And Planning	Catie	105,000.00
	Natural Areas Protection Works	Catie	102,000.00
	Supervision Of Works, Earthquake	Cpk Consultores S.a.de C.v.	83,819.13
	Supervision Of Works, Earthquake	Mz Ingenieros, Sa De Cv	70,631.93
	Supervision Of Works, Earthquake	Fuentes Y Asociados, Sa De Cv	69,809.86
	Productive Infrastructure	Constructora Siman, S.a.	52,955.00
	Gender Impact Survey	Iseade	44,400.00
	Construction Of Productive Inf.	J.b. Sistemas De Ingeniería	42,326.15
	Electric Instalations	Proyectos Agrociviles, Sa	40,908.04
	Productive Infrastructure Earthquake	Dycsa	38,294.43
	Construction Of Infrastructure	Fondo De Inversión Social De Desarrollo Local	34,250.00
	Supervision Of Works, Earthquake	Kerrincks Y Asociados, Sa De Cv	31,543.56
<b>Fiji</b>			
	Ariel Photography	Landcare Research, Ltd., New Zealand	48,000.00
	Vegetation Mapping	Landcare Research, Ltd., New Zealand	62,000.00
	Ariel Photography	Landcare Research, Ltd., New Zealand	39,590.00

**National Execution: Major Contracts for services placed during 2002**  
(Individual Contracts of USD 30,000 or more)

Country	Description of services	Name of subcontractor	Cost of contract US dollars
<b>France</b>			
	Bridge Construction	Bilfinger Berger	90,932,500.00
	Carry Out Studies On Sanitation Services	Consórcio Sogreah-cobrape	170,923.65
	Audit Services	Ingenieurs Conseil Et Economistes Associes	140,338.80
	Consultants/Experts	Application Europeenne De Technologie Et Service	86,880.00
<b>Geneva</b>			
	International Training Center		98,200.00
<b>Germany</b>			
	Study	German Tourism Organization For Development & Investment	324,000.00
<b>Georgia</b>			
	Cadastral Survey	Ngo "Aplr"	219,300.00
	Imereti Regional Administrative Consultancy Services	Isa Service Ltd	75,277.00
		Energy Consult	60,000.00
<b>Ghana</b>			
	Printing Of Ballot Papers	Fonstat Ltd	192,223.82
	Printing Of Ballot Papers	Acts Commercial	100,000.00
	Printing Of Ballot Papers	Yasarko Printing Works	62,968.21
	Printing Of Ballot Papers	Sakoa Press Ltd	50,902.09
	Organization Of Workshop	Wise	44,402.17
	Printing Of Ballot Papers	Fonstat Ltd	38,177.18
<b>Guatemala</b>			
	Consultancy Services	Chc Consultora I Gestión, S. A.	5,647,869.00
	taff Training On Computing	Unisoft / Executrain	338,318.98
	Institutional Training Unit's Remodelation	Premisa	296,007.23
	Data-taking Of Distribution Networks	Albora, S. A.	177,648.99
	Infrastructure Diagnosis	Roche Ltée, Groupe-conseil	169,699.00
	Diagnosis On Infrastructure	Wesa De Guatemala, S. A.	147,690.00
	Diagnosis For Municipal Electric Companies	Nreca International Ltd.	142,533.51
	Supervision Of Regional Judicial Center	Nfc De Centroamérica	138,585.88
	Write Digitalization Generated	Canella, S. A.	88,752.01
	Ministerio De Cultura Staff Training	Universidad Del Valle De Guatemala	74,167.45
	Nex And Dex Projects Audit	Lara, Aranky & Ayestas Cpa	54,279.27
	Writing And Reading On Mayan Idioms Programme Evaluation	Universidad Rafael Landívar	41,330.49
	"Proyecto Rio + 10" Consultancy	Fundación Solar	40,000.00
<b>Guyana</b>			
	Training Sessiouns For Regional Coordinators	Technical Publishing Advisory Services	72,324.19
<b>Honduras</b>			
	Cadastre	Consultores En Ingenieria	396,122.36
	Supervision	Rsa Ingenieria Riedel, S.a.	281,829.17
	Consultancy Services	Sermag Y Asociados	151,033.46
	Consultancy Services	Inpro	118,711.45
	Consultancy Services	Fades	104,653.90
	Consultancy Services	Facilita	104,408.55
	Consultancy Services	Setas	102,925.21
	Consultancy Services	Sermag Y Asociados	100,974.34
	Consultancy Services	Utepaz	96,704.40
	Consultancy Services	Coaspader	87,838.64
	Consultancy Services	Asodes	87,358.49
	Consultancy Services	Adepinh	85,785.37
	Consultancy Services	Facilita	76,721.82
	Consultancy Services	Setas	65,616.07
	Consultancy Services	Seire	61,635.22
	Consultancy Services	Asoproat	55,408.81
	Consultancy Services	Consultores En Desarrollo Sostenible	54,137.77
	Consultancy Services	Esa S. De R.I.	51,881.18
	Consultancy Services	Scao	49,056.60
	Auditoria Projector	Palao William & Co.s.de R.I. Deloitte To	48,000.00
	Consultancy Services	Villatek	48,000.00
	Consultancy Services	Utefin-onilh	44,775.24
	Consultancy Services	Carucpal	43,647.80
	Conagro	Consultoria	43,396.23
	Auditoria	Morales Group	40,000.00
	Consultancy Services	Edisa	39,245.28
	Consultancy Services	Emsagrod	38,867.92
	Contradiction Direct Auditoria	Price Waterhouse Coopers Interamericana, S.de R.I.	33,000.00
	Consultancy Services	Agrodea	32,515.72
	Supervision	Ingenieros Consultores S De R L	30,759.16

**National Execution: Major Contracts for services placed during 2002**  
(Individual Contracts of USD 30,000 or more)

Country	Description of services	Name of subcontractor	Cost of contract US dollars
<b>India</b>			
	Pro-poor I.t.initiative	Indian Institute Of Technology	300,000.00
	Mou With Gpl For Gas Engine Development		87,552.10
	Mou With Dept. Of Forest, Gok, For Forestry Component		81,552.10
	Identification Of Livelihood Opp	Bhartiya Samrudhi Invests	77,500.00
	Chattisgarh Online Information For Citizen Empowerment	Chattisgarh Infotech Promotion Services	65,488.00
	Exhibit Development & Installation	M/S Philipose, Museum Consultants	57,250.04
	Impact Assessment Of Hybrid Rice	Dr. Daulat Singh	46,924.00
	Study Of Formulation Of Strategies	Tata Energy Research Insitute	37,500.00
<b>Iran</b>			
	Mapping	Marine Ecological Sensitivity Mapping System	69,101.00
	Study	Emeritus Association	32,000.00
<b>Israel</b>			
	Tors Para Base De Concurso Estudio Valle De Jamastran	Tahal Engineers	48,796.88
<b>Italy</b>			
	Seminary Organization	Ipalmo	46,387.51
	Technical Assistance	Progesam	31,301.00
<b>Kenya</b>			
	Nex Audit	Osano & Associate	36,575.00
	Media Consultant	Institute For Education In Democracy	35,000.00
<b>Kuwait</b>			
	Training	Gulf Center For Research	900,000.00
	Training	Sami Faraj	850,000.00
	It	Circle 1	331,125.00
	Study	Al Alalmiah	145,695.00
	It	Focus	84,106.00
	It	Circle 2	24,635.00
<b>Lao PDR</b>			
	Construction	Sayabouly Construction	65,244.80
	Construction	Houamphattana Construction	51,215.62
<b>Lebanon</b>			
	Consultant	Akram Najjar	60,000.00
	Consultant	Consultation And Research Institute	49,000.00
<b>Macadonia</b>			
	Water Supply System	Kruna Dril	356,836.50
	Design And Preparation Of The Awareness Campaign	Zip Zap	53,011.95
	Proevce-kumanovo Procurement Of Software & Hardware	Semos	34,790.00
<b>Malaysia</b>			
	Identification Of The Information Needs Of Government Agencies,	World Wide Fund For Nature Malaysia	300,571.33
<b>Mauritius</b>			
	Cd Rom On Zimbabwe	Savy Select	47,824.00
<b>Mexico</b>			
	Consultant	Alicia Elena Perez Duarte	99,998.00
	Enviromental Culture	Valora, S.c.	91,986.00
	Five Courses	Sociedad Mexicana Pro Derechos De La Mujer Ac	90,710.00
	National Consultant	Grupo De Educacion Con Mujeres Ac	89,900.00
	Design Of Refrigerator Prototype	Venus Associate	74,232.00
	Env. Govt. Policy	Centro Geo A.c.	69,000.00
	National Consultant	Fundar A.c.	67,200.00
	Consultant	Marcela Briceño	57,000.00
	Brochure	Sinergia Productiva Sc	56,604.00
	Consultant	Grupo Interdisciplinario Sobre Mujer Trbajo Y Pobreza Ac	56,025.00
	Reforestation Study	Grupo Mesofilo Ac	55,000.00
	Agrioiind. Diagnosis	Benito Roitman Shutz	53,130.00
	Institutional Capacity	Afan, S.c.	52,876.00
	Social Management	Centro De Investigacion En Alimentos Y Desarrollo, A.c.	49,600.00
	Consultant	Ceballos Hector	48,000.00
	National Consultant	Asociacion Mexicana Contra La Violencia A Las Mujeres Ac	47,000.00
	National Consultant	Arturo V Arreola	43,237.00
	Descertification Study	Colegio De Posgraduadeo Ac	42,000.00
	Brochure	Bravo Mireles Publicidad, S.a. De C.v.	38,000.00
	Policy & Proc. Manual	One Digit	34,500.00
	Brochure	Formex Impresores S.a.	33,405.00
	National Consultant	Centro Regional Universitario Del Noroeste Ac	30,245.00

**National Execution: Major Contracts for services placed during 2002**  
(Individual Contracts of USD 30,000 or more)

Country	Description of services	Name of subcontractor	Cost of contract US dollars
<b>Mongolia</b>			
	Mongolia Human Development Report 2003: Preparation & Advocacy	Mongolian Population Development Association	42,480.38
<b>Mozambique</b>			
		Vourious	693,229.00
		Mma, Lda	148,627.00
		Gta	118,395.20
		Kpmg	46,800.00
		Misau	40,000.00
<b>Morocco</b>			
	Etude Sur Le Système De La Etablissement Du Schéma Directeur	Badr-etude Cap.info	104,961.00 40,000.00
<b>Nepal</b>			
	Support Ot Ltfb	Local Trust Fund Board	149,385.00
<b>Netherlands</b>			
	Cadstral Registration	Kamsax	2,466,731.80
	Cadstral Registration	Toponort	1,786,223.03
		Itc	65,000.00
<b>Nicaragua</b>			
	Rehabilitación Caminos Rurales	Instituto De Desarrollo Rural	135,974.00
	Paquetes Escolares	Ministerio De Educación	62,415.00
	Atención Médica Y Nutrición	Ministerio De Salud (Minsa)	50,795.00
	Civil Works	Lucy Salas & Asociados	37,057.20
	Centros Infantiles Comunitario	Ministerio De La Familia (Mif)	33,302.00
<b>Niger</b>			
	Sous Traitance Association Entreprendre	Entreprendre Au Niger	119,358.35
<b>Nigeria</b>			
	Hiv/Aids Socio-cultural Study	Professor Pauline Ngozi Otti	51,000.00
<b>Norway</b>			
	Feasibility Studies	Norges Landbrukshogskole	168,456.00
<b>Pakistan</b>			
	Training Activities	M/S Human Resources Development Institute (Hrdi)	286,549.00
	Training Activities	M/S Ibadat Foundation	286,227.00
	Training Activities	M/S Kzr	268,669.00
	Training Activities	M/S Integrated Rural Development Organization (Irdo)	227,741.00
	Training Activities	M/S Smec	207,866.00
	Contract With Ngo For Strenghtening Of Electoral Process	M/S Development Research Institute Of Pakistan	133,659.00
	Contract With Ngo For Strenghtening Of Electoral Process	M/S Institute For	98,954.00
	Contract With Ngo For Strenghtening Of Electoral Process	Development Studites & Practices (Idsp)	79,973.00
	Development Of Software	M/S Citizen Commission For	67,602.00
	Development, Designing Field Testing	Human Development (Cchd)	66,766.00
	Contract With Ngo For Strenghtening Of Electoral Process	M/S Future Technologies Karachi	64,792.00
	Contract With Ngo For Strenghtening Of Electoral Process	M/S Lmk Resources	62,689.00
	Conduct Of Feasibility Study For Devolution Trust	M/S Award	62,116.00
	Contract With Ngo For Strenghtening Of Electoral Process	M/S Strenghtening	56,816.00
	Supply Install & Testing Of Different Diameter Valves	Participatory Organization	47,095.00
	Contract With Ngo For Strenghtening Of Electoral Process	M/S Anjum Asim Shahid Associates Consulting	46,078.00
	Contract With Ngo For Strenghtening Of Electoral Process	M/S Anjum Asim Shahid Associates Consulting	41,805.00
<b>Panama</b>			
	Maintenance Roads	Constructora Urbana, S.a.	9,219,100.00
	Bancking Cost	Banco Continental	8,157,735.59
	Bridge	Constructora Urbana, S.a.	5,814,000.00
	Construction Roads	Constructora Del Istmo, S.a.	3,943,700.00
	Nutrition Programme	Derivados Del Maíz, S.a.	3,912,552.00
	Maintenance Roads	Bagatrac, S.a.	3,481,043.50
	Nutrition Programme	Industrias Lácteas, S.a.	3,258,289.28
	Maintenance Roads	Ingeniería Balboa, S.a.	3,184,328.00
	Nutrition Programme	Refrescos Nacionales, S.a.	1,895,826.98
	Maintenance Roads	Productos Maribel / Almacenadora Nacional, S.a.	1,892,868.50
	Nutrition Programme	Productos Alimenticios Pascual, S.a.	1,447,750.32
	Nutrition Programme	Refrescos Nacionales, S.a.	1,398,704.89
	Maintenance Roads	Bagatrac, S.a.	1,366,080.25
	School Repairs	Servicios Jamarva, S.a	1,198,700.00
	Maintenance Roads	Ingeniería Estructural Y Geotécnica	1,175,000.00
	Maintenance Roads	Proyectos Generales Y De Vivienda, S.a.	1,169,092.50
	Maintenance Roads	Proyectos Generales Y De Vivienda, S.a.	1,141,781.00
	Maintenance Roads	Concor, S.a.	1,041,518.00
	Consultant	The Louis Berger Group, Inc	999,993.04



**National Execution: Major Contracts for services placed during 2002**  
(Individual Contracts of USD 30,000 or more)

Country	Description of services	Name of subcontractor	Cost of contract US dollars
<b>Panama (cont.)</b>			
	Nutrition Programme	Zuellen, S.a.	965,070.26
	Study	Tnm Technology Management	944,940.00
	School Repairs	Estudio, Diseños Y Construcciones, S.a.	898,255.81
	Nutrition Programme	Sociedad De Alimentos De Primera, S.a.	830,370.81
	Insurances	Rimac Internacional Cia. De Insurances Y Reinsurances	792,908.46
	Maintenance Roads	Soca De Panamá, S.a.	725,852.20
	Nutrition Programme	Productos Alimenticios Pascual, S.a.	716,616.48
	Maintenance Roads	Grupo Fenix, S.a.	697,319.25
	Maintenance Roads	Concor, S.a.	677,395.00
	Office Equipment	Tayco De Panamá	619,909.40
	Bridge	Geo Consult, S.a.	608,695.53
	Draining Of Water	Constructora Rigaservices, S.a.	582,109.75
	School Repairs	Ing. Victor Ortíz, S.a.	573,187.55
	Maintenance Roads	Asfaltos Panameños, S.a.	524,048.90
	Minor Construction	Estudio, Diseños Y Construcciones, S.a.	519,768.96
	Draining Of Water	Servicios Jamarva, S.a	465,849.60
	Advertising	Inhouse Advertising	450,000.00
	Study	Consortio Ots Corp., S.a. / C&H Ltda. / Ingerlux Ltda.	429,778.62
	Maintenance Roads	Consortio Soca De Panamá, S.a.	416,825.00
	Nutrition Programme	Productos Lácteos San Antonio	414,027.21
	Maintenance Roads	Consultores Profesionales De Ingeniería	409,452.50
	Maintenance Roads	Cbh Contrucciones	403,525.00
	Nutrition Programme	Productos Lácteos San Antonio	392,674.20
	Study	Tractebel Development Engineering / Servicios Ambientales	386,962.00
	Maintenance Roads	Construcciones Y Administración, S.a.	385,900.00
	Draining Of Water	Servicios Jamarva, S.a	379,370.00
	Insurances	Essalud	379,024.73
	Maintenance Roads	Cantera El Puente, S.a.	373,037.50
	Bridge	Yinh Y Asociados	365,580.50
	Maintenance Roads	Delca Consultores	362,233.20
	Maintenance Roads	Asfaltos Panameños, S.a.	361,310.00
	Maintenance Roads	Transeq, S.a.	358,157.50
	School Repairs	Representaciones Y Servicios Aro, S.a.	354,460.00
	Inspection Roads	Consortio Plades/Delca	324,000.00
	Consultant	Est.benites,Mercado Y Ugaz S.c.r.l.	320,000.00
	Consultant	Currie & Brown Consulting Ltd.	318,356.00
	Maintenance Roads	Bagatrac, S.a.	315,270.00
	Maintenance Roads	Bagatrac, S.a.	311,309.50
	Maintenance Roads	Constructora Urbana, S.a.	308,200.00
	Maintenance Roads	Compañía Cedi, S.a.	305,887.90
	Nutrition Programme	Programa De Promoción Y Desarrollo Social	305,599.43
	Consultant	Consortio Vial Del Peru	299,720.00
	I. T. System	Indra Ssi, S.a.	297,829.10
	Inspection Roads	Construcciones, Remodelaciones Y Consultorías, S.a.	296,900.00
	Remodeling	D-z Ingenieros, S.a.	289,345.05
	Consultant	Properu Publishing S.a	286,813.14
	Consultant	Instituto Nacional De Investigacion Agraria	280,958.00
	Vigilance And Security	Cia.de Seguridad Prosegur S.a	266,925.40
	Construction	Ingeniería Santiago, S.a.	259,450.00
	Bancking Cost	Sunat/Banco De La Nacion	254,488.01
	Maintenance Roads	Grupo Corporativo Gs, S.a.	247,482.00
	Rural Aqueduct	Mak Construcciones, S.a.	247,310.10
	Vigilance And Security	Proseguridad S.a.	245,005.70
	Bridge	Construcciones Electromecánicas, S.a.	240,177.73
	Consultant	Pratec	238,665.00
	Publishing	Mccann-erickson Corp.publ.s.a.	228,428.00
	Rural Aqueduct	Mak Construcciones, S.a.	225,987.75
	Bridge	Construcciones Electromecánicas, S.a.	217,533.91
	Consultant	Coordinadora De Ciencia Y Tecnologia En Los Andes - Ccta	216,012.00
	Remodel	Ing.proy.asesoramiento Y Serv. S.a.c.	209,854.58
	Bridge	Servicios Jamarva, S.a	209,089.99
	Bridge	Servicios Jamarva, S.a	200,672.00
	Nutrition Programme	Instituto Para El Desarrollo Económico Autosostenible	197,708.05
	Training	Universidad De Panamá	197,350.00
	Office Equipment	Centro De Ingeniería En Acondicionamientos De Aire, S.a.	194,291.06
	Rural Aqueduct	Contratistas Generales Y Eléctricos, S.a.	189,714.60
	Maintenance Roads	Ing. Pedro Illueca	189,174.63
	Constructions	Integrated Telecommunication Systems-intelsys	189,068.78
	Consultant	Interinvest S.a.	185,022.48
	Office Equipment	Editora Sibauste	184,680.25
	Rural Aqueduct	Ing. Bolivar Rivera, S.a.	184,639.54
	Remodel	Imecon S.a.	181,741.90
	Vehicles	Ricardo Pérez, S.a.	181,140.00
	Vigilance And Security	Security Zak S.a.	180,963.72
	Consultant	Benites,Mercado&Ugaz Scrl	180,119.02
	Rural Aqueduct	Contratistas Generales Y Eléctricos, S.a.	179,862.30

**National Execution: Major Contracts for services placed during 2002**  
(Individual Contracts of USD 30,000 or more)

Country	Description of services	Name of subcontractor	Cost of contract US dollars
<b>Panama (cont.)</b>			
	Office Equipment	Editora Sibauste	176,376.50
	Consultant	Kroll Associates Inc.	175,000.00
	Maintenance Roads	T Y C Asociados, S.a.	171,643.00
	Inspection Roads	Ingeniería, Diseños Y Estudios, S.a.	170,114.38
	Software	Eis Consulting Panama, S.a.	169,970.00
	Hospital Equipment	Gradient, S.a.	166,704.14
	Study	Consorcio Xareni - Aero Almacenes, S.a.	162,000.00
	Consultant	Carter Goble Associates, Inc.	161,144.81
	Economic And Social Development	Ctar Lima Lim021	160,209.51
	Maintenance Roads	Almacenadora Nacional, S.a.	159,607.00
	Hospital Equipment	Electrónica Médica, S.a.	154,539.00
	Consultant	Comis.formal.prop.inf.-cofopri	153,841.34
	Inspection Roads	E. Barranco Y Asociados	151,513.75
	Consultant	Apoyo Consultoria S.a.	148,140.00
	Study	Ots Corp., S.a.	147,000.00
	Building Construction	Proyectos Generales Y De Vivienda, S.a.	145,162.16
	Nutrition Programme	Cooperativa De Salud Central De Urgencias Médicas, R.I.	144,824.02
	Rural Aqueduct	Constructores Unidos, S.a.	139,619.70
	Study	Corporación De Desarrollo Ambiental	139,000.00
	Construction	Servicios Rojas, S.a.	138,870.22
	Rural Aqueduct	Constructores Unidos, S.a.	137,206.80
	Rural Aqueduct	Ing. Abilio Domínguez, S.a.	132,456.60
	Study	Arden & Price Consulting / Morgan Y Morgan / Sondear	129,829.00
	I. T. System	Cable & Wireless Panamá	127,902.00
	Computer Equipment	Sonitel, S.a.	127,676.60
	Construction	Valencia & Young, S.a.	126,789.20
	Rural Aqueduct	Ing. Abilio Domínguez, S.a.	124,994.70
	Rural Aqueduct	Ing. Bolivar Rivera, S.a.	123,988.50
	Publishing	Cia Peruana Radiodifusion S.a.	123,037.45
	Rural Aqueduct	Arysa Tom, S.a.	122,994.90
	Rural Aqueduct	Villasay, S.a.	122,277.78
	Information Equipment	Data Systems S.a.	122,047.00
	Office Equipment	Tayco, S.a.	120,620.18
	Remodeling	Servicios Rojas, S.a.	118,904.33
	Information Equipment	Parasoft S.r.l.	115,080.00
	Remodeling	P & C Asesores De Ingeniería E Inspecciones, S.a.	112,996.80
	Advertising	Campagnani/Bbdo	110,000.00
	Audit Services	Kpmg Peat Marwick	110,000.00
	Office Equipment	Editora Sibauste	109,998.00
	Hospital Equipment	Ultramed Corp.	109,900.00
	Draining Of Water	Servicios Jamarva, S.a	108,700.00
	Insurances	La Positiva, Cia.de Insurances	108,032.78
	Rural Aqueduct	Representaciones Y Servicios Aro, S.a.	107,587.71
	Consultant	Rtkl International	106,204.06
	Documentary	Estudio Atrium S.I.	104,063.21
	Rural Aqueduct	Abeher, S.a.	103,032.67
	Training Course	Univ.nac.educ.e.guzman Y Valle	102,834.49
	Publishing	Panamericana Television S.a.	100,752.33
	Advertising	Fundación Pro Biblioteca Nacional	100,000.00
	Consultant	Inei-inst.nac.estadis.e Inform	99,964.00
	Electricity Study	Consave, S.a.	99,649.74
	Construction	Servicios Rojas, S.a.	99,611.44
	Hospital Equipment	Promociones Médicas, S.a.	98,333.59
	Training Course	Aconsur Asesoría Consultoría	97,633.46
	Computer Equipment	Power Link, S.a.	96,404.28
	Rural Aqueduct	Standard Services Corporation, S.a.	95,800.00
	Consultant	Macroinvest S.a.	95,800.00
	Rural Aqueduct	Constructora Sp, S.a.	95,312.48
	Remodeling	Cedeño, Cedeño Y Asociados	93,751.50
	Study	Asociación Nacional Para La Conservación De La Naturaleza	93,500.00
	Rural Aqueduct	Standard Services Corporation, S.a.	93,161.70
	Training Course	Matienzo Leon,Xenia	91,112.06
	Training Course	Inst.sup.cienc.inf.- Datatec	90,747.79
	Software And Hardware Consulting	Macrostudio S.a.	90,020.61
	Study	Bussiness Transformation	90,000.00
	Office Equipment	Parquet Y Muebles, S.a.	89,999.75
	Construction	Servicios Rojas, S.a.	88,813.75
	Hospital Equipment	Corporación Panameña De Franquicias, S.a.	87,749.75
	Study	Ingeniería Caura, S.a. / Ecoambiente, S.a.	87,209.00
	Training Course	Senati	87,154.02
	Maintenance Roads	Derivados Del Petróleo, S.a.	86,009.50
	Publishing	Cia.latinameric.de Radiodif.	84,725.97
	Bridge	Servicios Jamarva, S.a	83,837.00
	Economic And Social Development	Medina Cruces Arnulfo Y/O,Salazar Soto Juan Lim0211500	83,803.38
	Documentary	A&D Asociados S.a.	83,185.46
	Physical And Law Security	A&D Asociados S.a.	83,185.46

**National Execution: Major Contracts for services placed during 2002**  
(Individual Contracts of USD 30,000 or more)

Country	Description of services	Name of subcontractor	Cost of contract US dollars
<b>Panama (cont.)</b>			
	Nutrition Programme	Fundación Pro Niños De Darién	81,868.50
	Study	Tecnoproceso, S.a.	80,000.00
	Maintenance Roads	Almacenadora Nacional, S.a.	79,243.40
	Valuations	Macroinvest S.a.	78,960.00
	Hospital Equipment	Servi Medic Panamá	78,927.35
	Remodeling	Rodeiba, S.a.	78,880.00
	Fishery Development	Iip Qollasuyo	78,572.79
	Rural Aqueduct	Ing. Agapito Sanjur, S.a.	78,400.00
	Office Equipment	Industria Madecor	77,930.00
	Edition Services	Latin Finance	77,500.00
	Office Equipment	Airmax Contractors	76,600.70
	Study	Aguilar Y Asociados	75,000.00
	Service De Measure	Herman Dieter Gehre	74,587.00
	Training	Analistas De Sistemas Gerenciales, S.a.	73,250.00
	Documentary	Asociacion De Comunicadores Soc. Calandria	73,187.55
	Economic And Social Development	Munic.villa Salvador	72,708.10
	Training Course	Dinamica Profesional Cons.s.a.	72,487.40
	Publishing	Corp.radial Del Peru S.a.c.	71,679.97
	Constructions	Constructora Y Promotora Cordillera Negra S.a.	70,898.14
	Bancking Cost	Banque Paribas	70,440.00
	Computer Equipment	Multitek Pacifico, S.a.	69,666.45
	Consultant	Inst.invest.amazonia Peruana	67,373.00
	Study	Urs - Dames & Moore, Inc.	66,286.00
	Desing And Architecture	Imagenes De Precision S.a.	65,490.00
	Consultant	Orion Energy Corporation	65,000.00
	Organic Evaluation Of The National Park	Guyra Paraguay	64,920.00
	Organic Evaluation Of The National Park	Fundacion Moises Bertoni	64,500.00
	Publishing	Andina De Radiodifusion S.a.	64,007.13
	Training Course	C.e.o.p. Epoca Virtual E.i.r.l.	63,759.84
	Consultant	Sase Seg.analisis Y Eval.p/Des	62,822.00
	Advertising	Comercializadora Del Canal, S.a.	62,055.00
	Training Course	Ceop Escuela Chio Lecca Fashion	61,840.85
	Furniture In Hire	Camet Piccone,Fernando	61,268.39
	Hospital Equipment	Ultramed Corp.	60,637.50
	Softwares	Power System Research	60,500.00
	Rural Aqueduct	Constructores Unidos, S.a.	60,000.00
	Audits	Noles Monteblanco & Asoc. S.c.	59,881.02
	Economic And Social Development	Munic.villa Maria Triunfo	59,714.88
	Professional Services	Vila Naranjo & Asociados	57,820.00
	Consultant	Dongo-soria Gaveglgio Y Asoc. S.c.	57,820.00
	Advertising	Televisora Nacional	57,000.00
	Training Course	Inst.des. Reg.cesar Vallejo	56,536.27
	Rural Aqueduct	Dimaro, S.a.	55,540.00
	Training	Analistas De Sistemas Gerenciales, S.a.	55,382.82
	School Repairs	Latin American General Constractor	54,481.25
	Hospital Equipment	Agencias Panamá Internacional	54,379.50
	Rural Aqueduct	Candanedo Y Baldor, S.a.	53,891.10
	Economic And Social Development	Saipe -serv.agrop.para La Invest. Y Prom.econ.	53,275.46
	Nutrition Programme	Zuellen, S.a.	53,241.40
	Consultant	Apoyo Opinion Y Mercado Sa	52,800.00
	Lawyer	Benites,Mercado&Ugaz Scrl	52,682.91
	Training Course	Inpet	51,913.08
	Consultant	Inei-inst.nac.estadis.e Inform	51,878.00
	Professional Services	Convenio Hipolito Unanue	50,850.00
	Organic Evaluation Of The National Park	Altervida	50,200.00
	Advertising	Instituto Nacional De Cultura	50,000.00
	Control Of The Organic Evaluation Of All Parks	Tecnoplan S.r.l.	49,795.00
	Economic And Social Development	Castillo Alfaro Felipe Y/O,Trujillo Toledo Walter Lim0212100	49,333.04
	Training Course	Univ.nac.federico Villareal	49,122.45
	Remodeling	Cedeño, Cedeño Y Asociados	48,331.95
	Remodelling of Offices	Tecinci S.r.l.	47,975.70
	Rural Aqueduct	Diseños Y Construcciones Electromecánicas, S.a.	47,250.00
	Lawyer	Balbi Consultores Asoc.s.a.	46,844.82
	Meeting Organization	Congrexpo	46,693.34
	Study	Corporación De Desarrollo Ambiental	45,500.00
	Remodeling	Representaciones Y Servicios Aro, S.a.	45,019.00
	Training Course	Samanamud Vargas,Myriam	45,014.00
	Consultant	Centr.des.fomento Autoayuda Cedefoa	45,000.00
	Vigilance And Security	Proseguridad S.a.	44,208.72
	Documentary	Antena 3 Producciones S.a.	42,369.96
	Telecommunications	Telefonica Del Peru S.a.a.	42,159.33
	Training Course	Cent.de Cap.invest. Emp. Ccide	41,728.79
	Publishing	Laos & Asociados S.r.l.	41,691.38
	Service De Diagnostic Rural Participation	Ceri/ Centro De Estudios Rurales	40,000.00
	Consultant	Tironi & De La Flor S.a.	39,530.00
	Consultant	Intern.bank Reconstruc.& Devel	39,020.00

**National Execution: Major Contracts for services placed during 2002**  
(Individual Contracts of USD 30,000 or more)

Country	Description of services	Name of subcontractor	Cost of contract US dollars
<b>Panama (cont.)</b>			
	Training Course	C.e.o.egotec E.i.r.l.	38,207.65
	Publishing	East West Adv.-the Washington Post	37,687.00
	Lawyer	Proyecto Especial Chavimochic	37,567.66
	Print And Copy Services	T-copia S.a.c.	37,486.83
	Consultant	Consortio De Investigacion Economica Y Social - Cies	37,329.50
	Remodeling	Constructora Laxmi, S.a.	35,000.00
	Vigilance And Security	Hermes Transp.blindados S.a.	34,446.11
	Consultant	Expertise Consultores S.a.	33,838.67
	Consultant	Asociacion Arariwa	33,770.00
	Training Course	I.s.t.p. Enrique Lopez Albuja	33,090.48
	Former Royal Tax	Macroconsult S.a.	33,000.00
	Rent	Ofiservices Panama	32,400.00
	Consultant	Unops	32,000.00
	Publishing	Financial Times	31,580.00
	Training Course	Asoc.civil Americana Cusco	31,168.04
	Training Course	Instituto De Gestion Publica	31,118.66
	Publishing	Radioprogramas Del Peru S.a.	30,868.45
	Audits	Portal Brown & Asociados S.c.	30,346.82
	Consultant	Tironi & De La Flor S.a.	30,275.37
	Lawyer	Balbi Consultores Asoc.s.a.	30,166.17
	Audit Services	A. Vergara & Co., S.a.	30,000.00
	Advertising	Instituto Panameño De Arte	30,000.00
<b>Philippines</b>			
	Biological Resources Assessment	Seameo Regional Center For Graduate Study & Research in Agricult	67,397.76
	Palawan New and Renewable Energy and Livelihood Support Projec	Constructing an Efficient and Renewable Future/ Int'l	63,185.00
	Philippine Efficient Lighting Market Transformation	Geosphere Technologies, Inc.	60,000.00
	Satellite Imagery & GIS Establishment	Geo-Surveys & Mappig, Inc.	49,334.92
	Documentation & Popularization of Innovative	Local Government Academy	30,000.00
<b>Romania</b>			
		Romanian Academic Society	114,993.00
<b>Saudi Arabia</b>			
	Conduct Economic Studies For Saudi Arabia	Al-taweel	66,667.00
	Wildlife Conference In Sudan, Djibouti And Yemen	Marin Protected Aeries	54,294.00
<b>Singapore</b>			
	Consultancy Service, Equip. Supp., Tech. Service, Org. Of Study Tot	Sindok Trading Pte Ltd	229,997.00
<b>Spain</b>			
	Definition Of A System Of Costs Expenses	Consorci Hospitalari De Catalunya	586,216.90
	Studies	Interdin & Ahead Advisory Group	540,000.00
	Dissent Implantation Of A System Of Medicine & Evaluation	Consorci Hospitalari De Catalunya	267,998.80
	Studies	Gesaworld	149,650.00
	Dissent Implantation Of A System Of Medicine & Evaluation	Consorci Hospitalari De Catalunya	132,552.00
	Training	Chc Consultoria I Gestio, S.a.	95,000.00
	Study	Luis F. Coronado Y Asociados Llc	90,000.00
<b>Sweden</b>			
	Consulting Services	Vanttenfall Elnat Services Ab	399,984.00
	Provide Training Support	Hifab	285,981.00
	Household Socio-economic Survey	Statistics Sweden	246,000.00
<b>Switzerland</b>			
	Competitiveness Study For Saudi Arabia	International Management Development	100,000.00
<b>Tajikistan</b>			
	Rehabilitation Of Nizhny Pyandj Road	Khatlonrokh	39,715.00
<b>Tanzania</b>			
	Economic Social Research Fund	United Republic Of Tanzania	222,055.00
	Economic Social Research Fund	United Republic Of Tanzania	100,000.00
	Data Vision International (T) Limited	United Republic Of Tanzania	59,200.00
	Price Waterhouse Coopers	United Republic Of Tanzania	50,000.00
	Economic Social Research Fund	United Republic Of Tanzania	41,203.00
	Research On Poverty Alleviation	United Republic Of Tanzania	37,312.00
	Vocational Teachers Training College Morogoro	United Republic Of Tanzania	32,649.24
<b>Thailand</b>			
	Joint Study	Unescap	80,000.00
<b>Trinidad &amp; Tobago</b>			
	National & Sub-regional Response To Hiv/Aids	Health Economic Unit, University of the West Indies	125,000.00
	Part Of A Team For The Production 2003 Nhdr	Cornerstone Press Limited	73,334.00
	Design Of System	KAIRI Consultants	40,800.00

**National Execution: Major Contracts for services placed during 2002**  
(Individual Contracts of USD 30,000 or more)

Country	Description of services	Name of subcontractor	Cost of contract US dollars
<b>Tunisia</b>			
	Subvention Of Encouragement Of The Small Agriculteurs	Commissariat Régional De Développement Agricole De Nabeul	97,212.59
	Elaboration Of Programme Of Formation & Rappports Formation	Consulting En Dévelop. Comm. Et En Gestion Des Entrep.	82,554.28
	International Coordination Expertise	Agro Marchés Internationaux	36,761.28
<b>Turkey</b>			
	Printing Of Brochures For The Ministry Of Nature Protection	Mega Basim A.s.	49,750.00
	Ministry Of Nature Protection		
<b>United Kingdom</b>			
	Consultancy, Advocacy And Training	Liverpool School Of Tropical Medicine	234,842.00
	Burston Marsteller	Uk	145,337.28
	Consultancy, Advocacy And Training	Liverpool School Of Tropical Medicine	56,472.00
	Prsp & Round Table	Oxford Policy Management	36,000.00
<b>Ukraine</b>			
	Computer Software "Census 2000", Trainings And Licence	"Eci Online" Ltd	159,331.00
<b>USA</b>			
	Acquisition Of Edp (Integrated Solution) And Services	Unisys Brasil Ltda.	2,125,586.07
	Software Acquisition	Cpm	878,503.68
	Rural Extension And Incentives	Abt Associates Incorporated	844,467.04
	Acquisition Of Edp	Sun Microsystems	748,000.00
	Study	Arden & Price Consulting / University Of Miami	538,050.00
	Consultancy On Currency Circulation Func	Psi-productivity Systems International	520,305.00
	Acquisition Of Edp And Training	Damovo Do Brasil S/A	487,603.49
	Rural Promotion And Organization	Abt Associates Incorporated	160,881.74
	Appui A L'assemblee Nationale	National Democratic Institute	87,800.00
	Software	Tds Consulting Inc.	86,979.00
	Study On Possibilities To Finance Urban Development Projects	Dexia Crédit Local - New York Agency	84,000.00
	Microfinance Technical Assistance	Freedom From Hunger	77,872.00
	Computer System Development	Island Soft Works	75,593.00
	Training	Maxwell University	53,187.00
	Subscription Renewal	Ecri	37,309.75
<b>Venezuela</b>			
	Managerial Platform & Collaboration Digital	Intesa, Informática, Negocios Y Tecnología, S.a.	304,518.47
	Studies	Fundacredesa	260,002.41
	Computation System For Automatic Ambulatory	Sistemas Multiplexor, S.a.	241,000.00
	Computation System For Automatic Ambulatory	Sistemas Multiplexor, S.a.	217,200.00
	Majors Compression	Inversiones Lago, C.a.	215,936.19
	Portal Information Elaboration	Unisys De Venezuela, Ca	196,413.00
	Implantation Of Automatic System	Ckf Consultores, C.a.	153,991.23
	Creation Of Center Agric.	Centro De Instrucción Agropecuaria Civico Militar Guarumito	101,035.64
	Implication Electrical	Oficina Tecnica Vicseg, C.a.	95,983.62
	Evaluation Ecological Of Fauna Aquatic In Biosphere Reserve	Funindes U.s.b.	83,848.00
	Creation Of Acicular Centro	Centro De Instrucción Agropecuaria Civico Militar Guarumito	74,682.18
	Ecological Evaluation Of Vegetation In Biosphere Reserve	Ambioconsult, C.a.	70,341.10
	Ecological Evaluation Of Vertebrates Terrestrial	Ecology And Enviroment, S.a	64,176.64
	Characterization Sociocultural In Biosphere Reserve	Hidromet, S.a.	63,945.48
	Capacitacion Plan	Oracle De Venezuela, C.a.	45,326.50
	Evaluation Studies	Ingeomín	38,731.83
	Administrators Course	Ibm De Venezuela, S.a.	37,841.00
	Auditoria Projectors	Porta, Cachafeiro, Laria Y Asociados	35,000.00
<b>Vietnam</b>			
	Creation Of Data Base For	National Institute Of Hygiene & Epidemiology (President: D.i Trach)	65,131.00
<b>Zimbabwe</b>			
	Brain Drain Study	Scientific & Industrial Research Development	75,963.70
	Baseline Study	University Of Zimbabwe	35,768.60

**Direct Execution: Major equipment ordered during 2002  
(Individual Orders of USD 30,000 or more)**

<b>Country of Procurement</b>	<b>Name of supplier</b>	<b>Description of goods (equipment)</b>	<b>Cost of order US dollars (1)</b>
<b>Albania</b>			
	Srns	Communication Equipment	42,453.00
<b>Australia</b>			
	Coleman Printing	Printing 100000 Constitution Booklet	35,430.11
<b>Azerbaijan</b>			
	Bestcomp	Computer Equipment	63,676.00
<b>Bosnia &amp; Herzegovina</b>			
	Bh Legno, Gracanica	Construction Material For Reconstruction Of Dwellings	86,927.95
	Askokomerc, Zenica	Construction Material For Reconstruction Of Dwellings	84,307.78
	Boskomm Exp-imp, Odzak	Construction Material For Reconstruction Of Dwellings	71,474.38
	Roberts International, Sarajevo	Audio-visual Equipment	64,458.21
	Univerzal Doo, Gornji Vakuf	Construction Material For Reconstruction Of Dwellings	52,493.73
	Askopromet, Zenica	Construction Material For Reconstruction Of Dwellings	47,506.20
	Bh Legno, Gracanica	Construction Material For Reconstruction Of Dwellings	46,358.83
	Jafa-jase 4, Srebrenik	Construction Material For Reconstruction Of Dwellings	44,893.42
	Metal Banja Luka	Construction Material For Reconstruction Of Dwellings	42,331.52
	Metalotehna, Tuzla	Construction Material For Reconstruction Of Dwellings	39,731.08
	Most, Zenica	Construction Material For Reconstruction Of Dwellings	39,497.34
	Univerzal Doo, Gornji Vakuf	Construction Material For Reconstruction Of Dwellings	35,733.07
	Bh Legno, Gracanica	Construction Material For Reconstruction Of Dwellings	34,202.69
	Economic Dd Vitez	Construction Material For Reconstruction Of Dwellings	34,148.72
	Jafa-jase 4, Srebrenik	Construction Material For Reconstruction Of Dwellings	33,718.00
	Pero Doo Zenica	Construction Material For Reconstruction Of Dwellings	33,365.13
	Pero Doo Zenica	Construction Material For Reconstruction Of Dwellings	30,382.83
<b>Canada</b>			
	Radio Equipment	Code Incorporated Canada	216,303.00
	Communication	Of Asia-pacific	80,000.00
	Orbicom (Unesco Chairs In	Collaborative Effort To Produce The Digital Review	
<b>Costa Rica</b>			
	Durman Esquivel	Construction materials	38,271.20
	Servicios Laborales Orotina	Routers, Computers, Switches	30,042.00
<b>Denmark</b>			
	Bukkehave, Denmark	Mitsubishi flatbed trucks with options and spares	1,642,534.33
	Kuhne & Nagel A/s, Denmark	Transportation of (Cable drums)	455,000.00
	lapso	Toyota – 4wd Land Cruiser	448,919.61
	lapso	Media Equipment For Assistance To Alternative Tv	300,000.00
	lapso	11 Unit Landrover	221,724.00
	lapso	Toyota Vehicles	178,254.09
	Compaq Computers A/S , Denmark	Microsoft Software	141,678.00
	Tim Tehnologije	It Equipment	140,707.15
	Matériels Et Fournitures Électoraux	Enveloppes, Cartes Électorales, Urnes Et Fournitures De Vote	140,633.00
	Autotrading	Vehicles	133,091.00
	lapso	Training Kit	106,664.32
	Kuhne & Nagel A/s, Denmark	Transportation of (Cable drums)	90,270.00
	lapso	Toshiba Satellite Pro 6000	88,956.60
	lapso	Thuraya Equipment	85,747.54
	lapso	Communication Equipment	84,757.24
	lapso	Three Toyota Lancruiser Vehicles	82,848.00
	Danoffice	Office Equipment	66,812.00
	lapso	Vehicles	64,147.20
	lapso	Computers	60,801.61
	Eton International	It Equipment	60,540.00
	lapso	Computer Equipment	59,981.64
	lapso	Computer Equip.	53,068.24
	Matériels De Recensement Électoral	Appareil Photo, Piles Alkaline Et Films Couleur	52,637.00
	lapso	Water Tank Pump Etc.	52,630.10
	Bukehave Ltd	Three Vehicles	51,525.00
	lapso	Furniture	48,349.90
	Verano Motors	Peugeot 406	46,404.11
	lapso	Thuraya Equipment	46,390.93
	Bukkehave	Vehicles	42,489.00
	Lext	It Equipment	40,360.93
	Kjaer&Kjaer	Nissan Terrano li	36,758.00
	Kjaer & Kjaer	Nissan - 4 Wd Patrol Std Station Wag	32,608.00
<b>Dubai</b>			
	Mgt Group	Toyota – 4wd Land Cruiser	148,640.00
	Jacky's Electronics	Sony Radio Equipment	47,210.00

**Direct Execution: Major equipment ordered during 2002  
(Individual Orders of USD 30,000 or more)**

<b>Country of Procurement</b>	<b>Name of supplier</b>	<b>Description of goods (equipment)</b>	<b>Cost of order US dollars (1)</b>
<b>Eritrea</b>			
	Tewolde Asgedom	Eucalptus Tree (Rafters)	65,092.00
	Sembel Metal And Wood Workshop	Tents And Furnitures	47,962.00
<b>France</b>			
	Sicamex, France	Overhead Line Connectors & Crimping Tools	456,976.92
	Sicamex, France	Accessories for LV Cables & Conductors	375,300.75
	Sicamex, France	Accessories for LV Cables & Conductors	259,017.43
	Sicamex, France	Accessories for Aerial Bundle Cables	111,108.92
	Sdmo,France	Spare parts for Mitsubishi engines	54,026.79
	Sicamex, France	Accessories for Aerial Twisted Cables	48,014.35
	Sicamex, France	Connectors	36,082.65
<b>Germany</b>			
	Jos Hansen	Hydrological Instruments	195,447.00
	Vallon Gmgh	Metal Detectors	66,357.00
	Ccc Machinery,Germany	Safety Boots	70,000.00
<b>Gibraltar</b>			
	Gibraltar Stock Holding	Toyota Hilux Double Cabins	105,000.00
<b>Greece</b>			
	Nexans Hellas i.s.a, Greece	Power Cables 11kV	2,924,900.00
<b>Haiti</b>			
	Universal Motors	Vehicle	30,000.00
<b>Honduras</b>			
	Cosem (Cia.de Serv. Multiples)	It Equipment	33,700.00
<b>Italy</b>			
	Work Italia, Italy	Portable Earths & Operating Rods	220,170.40
	Pirelli, Italy	Pilot Cable	143,000.00
	Pirelli, Italy	Pilot Cable & Crimping tools	64,900.00
	Nexans Italia S.P.A	Heat shrink type Joints&Terminations for Power Cables	60,817.00
	Nexans, Italy	Heat shrink type joints & terminations for power cables	50,008.00
	Pirelli, Italy	Pilot Cable	39,000.00
	Pirelli, Italy	Pilot Cable	32,500.00
	Bruno, Italy	Accessories for DG Sets	31,272.00
<b>India</b>			
	Jaya Shree Insulators, India	Insulators and accs.	781,725.00
	WS Industries, India	Insulators and accs.	734,890.50
	Jaya Shree Insulators, India	33kV Pin Insulatores & 33kV Tension Insulators	90,275.00
	Prime Path Communications	Xd-100 Photocopier	65,500.00
	Mohatta & Heckel Ltd, India	Galvanized Steel Stay Wires 7/3.25mm	65,025.00
<b>Israel</b>			
	Anoud General Trading	Emergency Equipment	106,571.00
	Automotive Equipment	Cheerokee Liberty Jeeps	63,734.00
	Sarel	Drugs	37,776.00
<b>Japan</b>			
	Toyota Motor Corporation , Japan	ISUZU Flat bed trucks and spares	600,868.42
	Iapso	Toyota Vehicles	384,431.00
	Toyota Motor Corporation , Japan	Toyota Double Cap Pickup	304,021.65
	Toyota Motor Corporation , Japan	Toyota Double Cap Pickup	234,950.55
	Toyota Motor Corporation , Japan	Toyota Double Cap Pickup	165,879.45
	Iapso	Suzuki Atv And Helmet	43,703.00
<b>Jordan</b>			
	SETI, Jordan	Spare parts for Cummins engines	228,550.00
	SETI, Jordan	Spare parts for Cummins engines	174,231.25
	Jordan Tractors & Equipment Co. Ltd	Spare parts for John Deere engines	169,576.74
	Orient House Electromechanical Co	Earthing rods & accessories	98,849.70
	The Modern Air Con. Est., Jordan	Air Conditioning/heating units	91,000.00
	Jordan Tractors & Equipment Co. Ltd	Spare parts for John Deere engines	82,074.72
	Orient House Electromechanical Co	Earthing rods & accessories	77,102.20
	SETI, Jordan	Spare parts for Cummins engines	72,637.66
	S.E.T.I., Jordan	FleetGuard Filters	52,094.70
	Btech, Jordan	DELL Servers	51,750.00
	Al Ghanem, Jordan	Insulation oil for transformers & sillicagel blue	32,037.60

**Direct Execution: Major equipment ordered during 2002  
(Individual Orders of USD 30,000 or more)**

Country of Procurement	Name of supplier	Description of goods (equipment)	Cost of order US dollars (1)
<b>Kenya</b>			
	Win - Nairobi	Repeater Stations	35,104.12
	Win-nairobi	Communication Equipment	31,540.12
<b>Netherlands</b>			
	Kemper, Holland	Spare parts for Perkins engines	244,807.52
	Kemper, Holland	Spare parts for Perkins engines	154,254.08
	Kemper, Holland	Spare parts for Perkins engines	63,090.06
	Kemper, Holland	Batteries	56,290.50
	Kemper, Holland	Spare parts for Perkins engines	31,148.46
<b>Palestine</b>			
	Palestine Resources	Renault Water Tankers	844,428.00
	Al Aqsa	Garbage Containaes	215,564.00
	Sanduka	Medical Equipment	141,266.00
	Zalmout Trading Co	Food	92,522.00
	Sittco	Medical Equipment	91,589.00
	Lemix	Medical Equipment	83,298.00
	Ccs	Pcs And Networking	55,233.00
	Alsabah Trading	Volvo Truck	52,032.00
	Kirresh International	Isuzu Vehicles	39,014.00
<b>Pakistan</b>			
	Csm - Isb	Computer Equipment	73,010.00
	Ats Advance Technical Services	Ducting For The Lab	60,100.00
	Asia Pvt. Limited	Computer Equip.	46,550.00
<b>Phillippines</b>			
		Information Technology	57,750.00
<b>Rwanda</b>			
	Secam Sarl	Computer Equipment	38,396.09
<b>Sao Tome</b>			
	Cofotur	Camera And Films Polaroids	43,143.95
<b>Saudi Arabia</b>			
	Saudi Mod. Comp. for Metals, Cables & Plastics	Lv Twisted Cables	1,100,000.00
	Riyadh Cables & Metals, Saudi Arabia	Lv Cables and ABC Cables	543,693.81
	Riyadh Cables & Metals, Saudi Arabia	Lv Cables and ABC Cables	331,730.72
	Saudi Comp. for Metals, Cables & Plastics	Lv Cu Cable 1x5mm2	59,612.50
<b>Sierra Leone</b>			
	Several	Building Materials	405,000.00
<b>Singapore</b>			
	Asian Media Information And Communication Centre (Amic)	Implement Pan-asia R&D Ict Grants Programme For Asia-pacific, In Collaboration With Idrc And Apnic	100,000.00
<b>South Africa</b>			
	South Africa	Toyota Gibraltar Stock Holdings , Gibraltar	98,579.00
<b>Spain</b>			
	Gauscor	BIO-GAS ENGINE-ALTERNATOR(500 KW)	261,937.50
	Gonzales Ramirez	Construction materials	92,468.10
<b>Sri Lanka</b>			
	Lanka Transformers, Sri Lanka	Distribution transformer & spares	1,211,790.00
<b>Sweden</b>			
	AB Volvo Penta Inte'l	Spare Parts For Volvo Engines	194,487.70
	AB Volvo Penta Inte'l	Spare Parts For Volvo Engines	150,710.00
	AB Volvo Penta Inte'l	Spare Parts For Volvo Engines	128,866.00
<b>Timor-Leste</b>			
	Auto Timor Toyota	Toyota Pick-up Truck	49,400.00
<b>Turkey</b>			
	EMTAMitas, Turkey	Steel Poles & Accs.	4,542,000.00
	Ozdil, Turkey	Steel Poles & Accs.	2,785,150.00
	Ozdil, Turkey	Conductors And Binding Wire	2,377,690.20



**Direct Execution: Major equipment ordered during 2002  
(Individual Orders of USD 30,000 or more)**

<b>Country of Procurement</b>	<b>Name of supplier</b>	<b>Description of goods (equipment)</b>	<b>Cost of order US dollars (1)</b>
<b>Turkey (cont.)</b>			
	Ozdil, Turkey	Lv Cu Cables	2,121,600.00
	Ozdil, Turkey	Lv Cu Cables	1,305,600.00
	Sa-Ra, Turkey	Stay Assembly Complete	459,000.00
	Sa-Ra, Turkey	Stay Assembly Complete	362,500.00
	Ramko, Foreign Trade, Turkey	Galvanized Shackle Straps	179,900.00
	Sa-Ra, Turkey	Structural Steel	162,830.00
	Sa-Ra, Turkey	Gs Channels	76,505.00
	Pentrade Dis Ticaret As , Turkey	Control Panel Accs.	50,979.70
<b>U.A.E</b>			
	Arempa Ltd	Rapiscan Mobile X-tray Machine On Mercedes,	211,250.00
	Total Elf, UAE	Lubricating Oil	52,992.00
<b>United Kingdom</b>			
	King Trailers Ltd. ,UK	4x2 truck mounted sky lifters with aerial baskets	797,944.08
	F.G. Wilson, UK	Diesel generator & spares	221,172.00
	Floatdene Power, U.K.	Fuse cutouts and fuse links	168,601.70
	F.G. Wilson, UK	Diesel generator & spares	157,980.00
	Floatdene, UK	Lighting arrestors	102,818.60
	CBS Products, U.K	Overalls & leather work gloves	93,451.20
	Westac Power, UK	Diesel generator & spares	66,185.00
	Eton International	IT Equipment	60,540.00
	F.G. Wilson, UK	Accessories for Dg Sets	52,849.72
	CBS Products, U.K	Safety Belts	48,576.15
	Personne Gears And Camp Stores	Tri-Med Ltd	47,904.00
<b>U.S.A.</b>			
	Ropa Group Corporations, USA	4x2 Vans for cable fault location mobile test units	49,561.08
	Ropa Group Corporations, USA	4x2 Vans for cable fault location mobile test units	37,295.81
<b>Yemen</b>			
	Shaher Trading (Xerox Deller)	Laser Printers	71,700.00
	Computer Engineering World (Dell Deller)	PCs	54,208.00
<b>Zimbabwe</b>			
	Toyota Zimbabwe	Toyota Prado Station Wagon	58,952.46

**Direct Execution: Major Contracts for services placed during 2002**  
**(Individual Contracts of USD 30,000 or more)**

Country	Description of services	Name of subcontractor	Cost of contract US dollars
<b>Afganistan</b>			
	Construction Of Shelters In Nahrin - Post Earthquake Shelter Project	Kunduz Rehabilitation Agency	303,168.00
	Creation Of Green Park - Now Abad District 3	Maihan Construction Company	40,819.00
	Road Repair - Istalif - kabul	Ministry Of Rural Development	34,630.00
	Road Repair And Construction Of Culverts - Farza-kabul	Central Afghanistan Welfare Committee	33,276.00
<b>Albania</b>			
	Construction Work	Parllaku	87,049.00
	Construction Work	Derveni	52,000.00
	Construction Work	Gjoka Konstruksion	51,000.00
	Construction Work	Spartaku	51,000.00
	Construction Work	Geri	48,541.00
	Construction Work	Project 2000	44,637.00
	Construction Work	Kristian	44,000.00
<b>Austria</b>			
	Project Management Services	"Navreme Knowledge Development"	88,060.00
<b>Bosnia &amp; Herzegovina</b>			
	Micro Finance Institution For Grants Disbursement	Mko Eki, Brcko	767,163.77
	Erbil & Dohuk Substions Stage	Energoinvest Dd Sarajevo	181,981.00
	Reconstruction Of Electrical Supply System	Stanex Djl, Zenica	170,887.03
	Dohuk Substations Stage 1	Energoinvest Dd Sarajevo	84,273.00
	Construction Works / Reconstruction Of Dwellings	Grmec Gradnja Odgp, Derventa	73,724.20
	Construction Works / Reconstruction Of Dwellings	Milan Pp, Vukosavlje	69,705.20
	Survey Research	Prism Research, Sarajevo	65,718.29
	Construction Works / Reconstruction Of Dwellings	Monting, Derventa	59,061.12
	Public Works	Government Of Brcko District	50,303.54
	Construction Works / Reconstruction Of Dwellings	Gradis, Vitez	48,918.16
	Reconstruction Of Electrical Supply System	Malcom Doo, Sarajevo	48,421.78
	Rehabilitation Of Water Supply	Vrac, Srpski Brod	46,530.48
	Construction Works / Reconstruction Of Social Infrastructure	Gradnja Invest 2, Odzak	36,960.87
	Printing Of Broshures	Grafika Saran, Sarajevo	35,238.39
	Construction Works / Reconstruction Of Dwellings	Gromex, Srebrenik	31,777.05
	Construction Works / Reconstruction Of Dwellings	Ds Union Gradnja, Travnik	31,662.93
<b>Canada</b>			
	Contrato Bdo	Bdo Consulting Group	199,700.00
	Manage The Production And Dissemination Of Publication: The Digital Review Of Asia Pacific, Made Up Of 28 Country Cha.	Orbicom (Unesco Chairs In Communication) Orbicom ( In French)	80,000.00
<b>China</b>			
	Borehole Drilling (9)	Complant	65,415.00
<b>Congo, Rep</b>			
	Rehabilitation Of Infrastructure	Bâtisseurs Sans Frontières	42,857.00
	Marketgargening/Farming Activities	Action De Secours D'urgence	39,355.00
	Rubbish Management	Habitats Et Villes	33,928.00
	Marketgargening/Farming Activities	Association Pour Le Développement Des Communautés Rurales	30,962.00
<b>Costa Rica</b>			
	Electrical Services	Playstream L.I.c.	59,100.00
<b>Denmark</b>			
	3x30 Mw Diesel Power Plants	Burmeister & Wain Scandinavian A/s	7,446,426.00
<b>El Salvador</b>			
	Juvenile Violence	Unicef	270,000.00
	Construction Works	Comité De No Videntes	111,196.81
	Research Development	Universidad Jose Simeon Cañas	47,851.15
	Housing	Codecosta	32,630.71
	Survey Design	Fusai	30,000.00
<b>Eritea</b>			
	Borehole Drilling (3)	Thechnodrill	59,327.00
<b>France</b>			
	Erbil & Dohuk Substtions Stage 2	Alstom T&d Sa	735,000.00
	Rehabilitation Of East Dohuk Substation	Alstom T&d Sa	514,112.00
	Rehabilitation Of Infrastructure	Agency For Technical Co-operation And Development	34,286.00
<b>Germany</b>			
	Supporting The Emergency Loya Jirga In Kabul, Afghanistan	Gtz	7,300,000.00
	Consulting Services For Dieel Power Plans	Conortium Bea Consulting Gbr & Ozen	70,000.00
	Support To Serbian Privatization Agency	"Indecon Consulting GmbH"	52,208.00
<b>Guatemala</b>			
	Agreement 003/02	Fundacion Myrna Mack	88,607.59
	Agreement 005/02	Adegmaya	87,286.26

**Direct Execution: Major Contracts for services placed during 2002**  
(Individual Contracts of USD 30,000 or more)

Country	Description of services	Name of subcontractor	Cost of contract US dollars
<b>Guatemala (cont)</b>			
	Agreement 009/02	Asorech	57,702.18
	Contract 013/02	Democracia Y Desarrollo, Consultores, S. A.	54,879.95
	Agreement 011/02	Asem Defensoria	51,309.37
	Agreement 010/02	Adima	47,432.61
	Agreement 017/02	Sedem	40,000.00
	Contract 001/02	Democracia Y Desarrollo, Consultores, S. A.	31,922.09
<b>Haiti</b>			
	Rent Of Cvil Engineering Equipment	Haiti Rental	64,334.00
<b>India</b>			
	New & Rehab. Of Transmission Lines	Kec International Ltd	1,222,558.00
	New & Rehab. Of Transmission Lines in Erbil	Kec International Ltd	728,123.00
	Turkey Contract	Mailhem Engineers Pvt Ltd Pune	640,595.00
	Turkey Contract	Chemtrol Engineering Ltd Mumbai	505,228.00
	New & Rehab. Of Transmission Lines in Dohuk	Kec International Ltd	419,076.00
<b>Indonesia</b>			
	Assistance To Government Housing Programme	Government Of Indonesia	471,591.00
	Rehabilitation Of Electric Lines In Tobelo And Galela Sub-districts	Gaya Tehnik	224,473.00
	Conflict Analysis And Local Capacity Assessment For Developing A R	Institute For Social Transformation	61,125.00
	Construction Of Traditional Market	Semesta	31,137.00
	Comprehensive Sanitation For North Maluku	Government Of Indonesia	30,970.00
<b>Israel</b>			
	For Rehabilitation And Recovery Of Damaged Homes In Bethlehem	Ministry Of Public Works	1,080,000.00
	For Repair Of Damaged Homes In The Bethlehem District	Ministry Of Public Works	600,000.00
	Development Activities	Ramallah Municipality	588,812.00
	For Rehabilitation Of Old City Homes In The City Of Nablus	Municipality Of Nablus	555,555.00
	Development Activities	Pan Arabian Contracting Company	533,698.00
	Development Activities	Abu Safiya For Contracting	524,000.00
	Development Activities	Job Creation Programme - Jcp	462,963.00
	For Old City Homes Rehabilitation	Hebron Rehabilitation Committee	439,039.00
	Development Activities	Al Khaseeb Contracting Co.	339,210.00
	For Construction Works In The The Aida, Azza, And Dheisheh	Public Services Committees	324,000.00
	Development Activities	Saqqa And Khoudary Co. Ltd.	306,348.00
	Providing Machinery And Building Garage, Ip-ii	The Micro-regional Planning Committee Of Tqou' Cluster \ B2	306,000.00
	Bulldozer, Loading Truck, Sewage Vaccum Tanker, Garage	The Micro-regional Planning Committee Of Tqou' Cluster \ B2	306,000.00
	Development Activities	Ministry Of Health - Ramallah	280,000.00
	Development Activities	Ministry Of Health	277,778.00
	Development Activities	Municipalityof Sebastya	250,000.00
	Development Activities	Bethlehem Municipality	224,100.00
	Development Activities	Palestinian Agricultrual And Relief Committee	210,436.00
	Development Activities	Ministry Of Health - Gaza	200,000.00
	For Sidewalk Construction	El Bireh Municipality - Kfw	200,000.00
	Development Activities	Municipality Of Gaza	200,000.00
	Development Activities	Municipality Of Nablus	200,000.00
	For Constnuction - Kindergarten Project	Al Amarah Company	198,000.00
	Rehabilitation Of Ramallah Sewage Treatment Plant	Ramallah Municipality	196,271.00
	Development Activities	Union Of Agricultural Working Committees (Uwac)	195,405.00
	Upgrading Of The Beit Fajjar Connection Road	Ministry Of Public Works	189,000.00
	Construction Sheikha Fatima Center	M/S Pan Arabian Contracting	185,000.00
	Development Activities	Palestinian Hyrology Group (Phg)	180,373.00
	Development Activities	Central Election Commission	180,000.00
	Al Karameh Crossing	Abu Safia For Contracting	180,000.00
	Development Activities	Land Research Center	165,342.00
	Development Activities	Amm El-naser Village Council	150,000.00
	Development Activities	Palestinian Counseling Center	150,000.00
	Development Activities	Central Election Commission	150,000.00
	Establishment Of Prince Talal Bin Abdul Aziz Advance Emergency	Ministry Of Health	149,900.00
	Development Activities	Bethlehem Municipality	149,400.00
	Rehabilitation Of Infrastructure	Atallah Contracting Company	147,970.00
	Construct, Of Kindergartens, Sports Yards, Comm. Service Centers	The Union Of Palestinian Medical Relief Committee	146,400.00
	Contract: C-02-0108 Health Center Joint Project, Ip-ii	The Micro-regional Planning Committee Of Tqou' Cluster\B2	140,000.00
	For Constructing And Equipping A Health Clinic In Dar Salah.	The Micro-regional Planning Committee Of Tqou' Cluster\B2	140,000.00
	Development Activities	Sustainable Development And Environmental Society	135,000.00
	Development Activities	Palestinian Hydrology Group	135,000.00
	Development Activities	Ministry Of Labor	135,000.00
	Development Activities	Al Rabitta, El Bureij Mun. Building	134,448.00
	Development Activities	Khan Younis Municipality	131,400.00
	For The Rehabilitation Of Internal Roads. Phase Ii.	Hindaza And Breid'ah Village Council	126,000.00
	For Constructing A Mixed Primary School.	The Village Council Of Al-shawawreh	126,000.00
	For The Rehabilitation Of Internal Roads. Phase Ii.	The Municipality Of Tqou'	126,000.00
	For The Extension Of Abu Nijem School In Abu Nijem Area. Phase Ii.	Janata Village Council	126,000.00
	Development Activities	Ministry Of Public Works	126,000.00
	To Support At Least 50 Houshold Economy Projects	Csed Household Economy Projects	125,500.00
	Remainder Of Contract Amount	M/S Amara Construction, Deir Al Ghusun	124,148.00
	Beit Hanoon Municipality, Construction Of 1st Floor.	Babil Co. For Trading & General Contracting	120,000.00

**Direct Execution: Major Contracts for services placed during 2002**  
**(Individual Contracts of USD 30,000 or more)**

Country	Description of services	Name of subcontractor	Cost of contract US dollars
<b>Israel (cont.)</b>			
	Development Activities	Ministry Of Public Works	120,000.00
	Water Cisterns Beit Dajan And Beit Fourik	Palestinian Agricultural Relief Committee (Parc)	120,000.00
	Development Activities	Municipality Of Abasan Al-kabira	120,000.00
	Development Activities	Khan Younis Municipality	120,000.00
	Development Activities	Beit Hanoun Municipality	120,000.00
	Development Activities	Committee For The Construction Of Mohammad Al-dura Stadium	120,000.00
	Development Activities	Jericho Municipality	120,000.00
	Development Activities	Palestinian Red Crescent Society - Tubas	120,000.00
	Development Activities	Palestinian Red Crescent Society - Qabatya	120,000.00
	For Providing Electric Generators Phase Ii.	Al-rashaydeh Village Council	117,000.00
	Electric Generator, Ip-ii	Al-rashaydeh Village Council	117,000.00
	Dura Al Qare' Co-educational School	Al Khaseeb For Contracting	110,000.00
	For The Upgrade And Extension Of Dar Salah Boys' School.	The Village Council Of Dar Salah	108,000.00
	Development Activities	The Health Work Committee	108,000.00
	Development Activities	Popular Art Center	105,155.00
	Bazzaria Water Tank.	M/S Qertaja Contracting Ltd	101,637.00
	Economic Development Activities	Pita	100,000.00
	For The Construction Of A Youth Center. Phase Ii.	Za'tara Village Council	100,000.00
	Development Activities	Jerusalem District Electricity Co.	100,000.00
	Development Activities	Union Of Health Work Committees	100,000.00
	Development Activities	Ministry Of Public Works	100,000.00
	Emergency Assistance To The Ministry Of Planning And International	Min. Of Planning	100,000.00
	Mou Between Undp And Aman	Aman (Ngo)	100,000.00
	Development Activities	Zbeidat Village Council	100,000.00
	Construction Of Sidewalks	Birzeit Municipality	100,000.00
	Development Activities	Saqqa And Khodary Company	100,000.00
	Development Activities	Local Projects Committeel Of Khalayel Allouz	100,000.00
	For The Rehabilitation And Extension Of Al-faruq School. Phase Ii.	Beit Ta'mar Village Council	99,000.00
	For The Extension Of Khaled Bin Al-waleed Primary School In Breid'ah	Hindaza And Breid'ah Village Council	99,000.00
	Construction Of Three Kindergartens, Sport Yards And Community	The Union Of Palestinian Medical Relief Committee	97,600.00
	Development Activities	Village Councils Of Baqeh Sharqieh And Nazlet Abu Nar	97,500.00
	Development Activities	Balata Refugee Camp (Kfw)	96,000.00
	For The Rehabilitation Of Internal Connecting Roads. Phase Ii.	Al-khas And Nu'man Village Council	94,500.00
	For Works In The Latin Schools In Beit Jala And Beit Sahour,	Latin Patriarchate	94,500.00
	Development Activities	Joint Council For The Western Area	93,600.00
	Development Activities	Arrabeh Municipality	92,593.00
	Development Activities	Municipality Of Jericho	92,593.00
	Development Activities	Parliamentary Research Unit	92,593.00
	Development Activities	Palestinian Red Crescent Society /Gaza	92,500.00
	Development Activities	Bethlehem Governorate	90,000.00
	Constructing Retaining Walls	The Municipality Of Zeita	90,000.00
	Completion Works Of A Multi-purpose Services Building	Municipality Of Biddya	90,000.00
	Construction Of A Community Services Building	Village Council Of Saneria	90,000.00
	For Construction Of A Community Services Building	Village Council Of Yassouf	90,000.00
	For Construction Of A Community Services Building	Village Council Of Al Zawyeh	90,000.00
	Development Activities	Palestinian Center For Helping Resolving Community Disputes	90,000.00
	Development Activities	Maghazi Community Rehabilitation Society	90,000.00
	Construction Of New Building Housing The Council And Local	The Local Council Of Beit Duku	90,000.00
	Development Activities	Palestinian Hydrology Group	90,000.00
	Development Activities	Ministry Of Labor	90,000.00
	Development Activities	Khan Younis Municipality	87,600.00
	For The Extension Of Farhat Girls' School In Rafidia Area. Phase Ii.	Janata Municipality	83,700.00
	Development Activities	Department For Refugee Affairs	82,000.00
	Development Activities	Alankawi Firas For Contracting	81,700.00
	Development Activities	The Palestinian Association For Rehabilitation Of Disabled	81,000.00
	Water Harvesting In Beit Fourik And Beit Dagan	Palestinian Agricultural Relief Committees	80,000.00
	For Retaining Walls	Village Council Of Sarta	80,000.00
	Development Activities	Committe For The Construction Of Mohammad Al Dura Stadium	80,000.00
	Development Activities	Jericho Municipality	80,000.00
	Constructing Retaining Walls And Sidewalks	The Municipality Of Zababdeh	80,000.00
	Constructing A New Building To House The Tubas Branch	Palestinian Red Crescent Society- Tubas	80,000.00
	Development Activities	Palestinian Red Crescent Society- Qabatya	80,000.00
	Development Activities	Municipality Of Rafah	78,000.00
	Development Activities	Rafah Municipality	78,000.00
	Development Activities	Jenin Municipality	75,000.00
	Development Activities	Nablus Municipality	75,000.00
	Development Activities	Municipality Of Khan Younis	75,000.00
	Development Activities	Ministry Of Public Works	75,000.00
	Development Activities	The Palestinian Hydrology Group	73,895.00
	Usaid-funded Program = We Get The Funds Monthly	Village Council Of Hindaza And Breid'ah	72,203.00
	Construction Of A Health Medical Center	The Health Work Committee	72,000.00
	Construction Of A Community Services Building	Village Council Of Masha	72,000.00
	Construction Of New Building Housing Kindergarten	The Local Council Of Beit Liqia	72,000.00
	Development Activities	Camp Committee Of Al-fara'ah	72,000.00
	Development Activities	Municipality Of Al-khader	72,000.00
	Development Activities	Municipality Of Doha	72,000.00
	Construction	Zatara Municipality	71,359.00
	Development Activities	Palestinian Red Crescent Society	70,000.00

**Direct Execution: Major Contracts for services placed during 2002**  
**(Individual Contracts of USD 30,000 or more)**

Country	Description of services	Name of subcontractor	Cost of contract US dollars
<b>Israel (cont.)</b>			
	Electrical Repairs	Gaza Electricity Distribution Corporation	70,000.00
	Rehabilitation Of Inernal And Connecting Roads-ph.ii	Al-shawawreh Village Council	68,238.00
	Development Activities	Institute For Community Partnership	67,500.00
	Finishing Works For The Community Center's Buiding	The Local Council Of Beit Annan	67,500.00
	Development Activities	Al Manara Village Council	67,500.00
	Development Activities	Gizan Al Najaar Village Community Council	67,500.00
	Development Activities	Khirbet Aladas Village Council	67,500.00
	Development Activities	Maa'n Village Council	67,500.00
	Development Activities	Kaa Alkrien Village Council	67,500.00
	Development Activities	Mashrou' Amer Village Community Council	67,500.00
	Development Activities	Saida Village Council	67,500.00
	Development Activities	The Village Council Of Zeita	67,500.00
	Development Activities	Municipality Of Beit Hanoun	67,500.00
	Development Activities	Municipality Of Jabalia	67,500.00
	Development Activities	Municipality Of Beit Lahia	67,500.00
	Development Activities	Tubas Villge Community Council	67,500.00
	Development Activities	Tammun Municipal Council	67,500.00
	Development Activities	Naslet Issa Village Council	67,500.00
	Development Activities	Village Council Of Johr Ed-dik	66,500.00
	Development Activities	Tyassir Village Council	65,775.00
	Development Activities	Miftah	65,000.00
	Development Activities	Babil Trading	64,647.00
	Development Activities	Waddi Al Far'a Village Community Council	64,237.00
	Development Activities	Balata Refugee Camp	64,000.00
	Development Activities	Contemporary Trading & Contracting Co.	63,670.00
	For The Rehabilitation Of Internal Roads In Ras Al-wad.	The Village Council Of Al-shawawreh	63,000.00
	Development Activities	Al-qarara Municipality	63,000.00
	Development Activities	Civil Defense Department Bethlehem	62,000.00
	Upgrading Abu Njeim's School, Ip-ii	Janata Municipality	61,510.00
	Development Activities	N.a. Contracting Company	61,029.00
	Development Activities	Parc	61,000.00
	Development Activities	Aman	60,000.00
	Construction Of A Community Services Center	Village Council Of Saneria	60,000.00
	Road Tiling In Aslan Area	Municipality Of Beit Lahia	60,000.00
	Development Activities	Maghazi Community Rehabilitation Society	60,000.00
	Development Activities	Khan Younis Municipality	60,000.00
	Development Activities	Ghassan Kanafani Development Association	60,000.00
	Development Activities	The Local Council Of Beit Duku	60,000.00
	Development Activities	Cultural Society For Heritage Protection	60,000.00
	Development Activities	Municipality Of Jabalia	60,000.00
	Development Activities	The Job Creation Programme (Jcp)	60,000.00
	Development Activities	Deir El Balah Municipality	60,000.00
	Development Activities	Department For Refugee Affairs	56,250.00
	Development Activities	Society Of In'ash El-usrah	55,000.00
	Development Activities	The Public Service Committee In Jalazoun Camp	54,000.00
	Development Activities	The Palestinian Association For Rehabilitation Of Disabled	54,000.00
	Development Activities	The Local Council Of Jalaboun	54,000.00
	Development Activities	The Local Council Of Araneh	54,000.00
	Development Activities	Shate Services Center	54,000.00
	Upgrading Farahat School , Ip-ii	Janata Municipality	52,993.00
	Development Activities	Applied Research Institute-jerusalem (Arij)	52,875.00
	Development Activities	Qiffin Village Council	52,500.00
	Development Activities	M/S Rakaes Contracting, Jinsafout	52,480.25
	Development Activities	Alankawi Firas Contracting	51,683.00
	Development Activities	Municipality Of Rafah	51,000.00
	The Project Budget Is To Be Used For Adding A New Floor At The	Ayyad Company For Contracting	50,925.00
	For Kindergarten	Al Amara Company For Contracting	50,000.00
	Development Activities	Ministry Of Ngos Affairs	50,000.00
	For The Construction Of A Kindergarten Phase Ii.	The Municipality Janata	50,000.00
	Development Activities	Gaza Community Mental Health Programme	50,000.00
	Development Activities	Ramallah Municipality	50,000.00
	Development Activities	Al-bireh Municipality	50,000.00
	Development Activities	The Custody Of The Holy Land	50,000.00
	Development Activities	Jerusalem Clubs Federation	50,000.00
	Development Activities	Jerusalem Clubs Federation	50,000.00
	Development Activities	Ministry Of Health	50,000.00
	For Retaining Walls	Municipality Of Assira Shamiliya (Kfw)	50,000.00
	Water Tank And Mainline In Deir Al Ghousoun	M/S Amara Construction, Deir Al Ghousoun Project	50,000.00
	Development Activities	Palestinian Counseling Center (Pcc)	50,000.00
	Development Activities	Department For Refugee Affairs	49,200.00
	Development Activities	The Local Council Of Faroun	48,000.00
	Development Activities	The Local Council Of Beit Liqia	48,000.00
	Development Activities	Rantis Village Council	48,000.00
	Constructing A New Committee Building	Camp Committee Of Al Fara'ah	48,000.00
	Development Activities	Village Council Of Hares	48,000.00
	Development Activities	Municipality Of Bruqeen	48,000.00
	Development Activities	A'qqaba Municipality	48,000.00
	Cida Employment Generation Project	Baqa Al-sharqiyya Municipality	48,000.00

**Direct Execution: Major Contracts for services placed during 2002**  
**(Individual Contracts of USD 30,000 or more)**

Country	Description of services	Name of subcontractor	Cost of contract US dollars
<b>Israel (cont.)</b>			
	Development Activities	Deir Ghazaleh Village Council	48,000.00
	Development Activities	Municipality Of Al-doha	48,000.00
	Development Activities	Ymca- Gaza	48,000.00
	Development Activities	Municipality Of Az'aiem	48,000.00
	Development Activities	Hindaza & Breida'h Village Council	47,089.00
	Development Activities	Nazleh Sharqeyeh Village Council	46,125.00
	Development Activities	Parc	45,800.00
	Development Activities	Union Of Agricultural Workers Committee	45,800.00
	Development Activities	Land Research Center	45,800.00
	Rehabilitation Of Water Supply And Dist. Systems In Six Towns Of	Palestinian Water Authority	45,341.00
	Road Tiling In Jabalia	Municipality Of Jabalia	45,000.00
	Development Activities	Al Nussirat Municipality	45,000.00
	Development Activities	Al Maghazi Municipality	45,000.00
	Development Activities	Al Bureij Municipality	45,000.00
	Vehicls Insurance	Casuto Insurance	44,274.00
	Development Activities	Aqbet Jaber Camp Community	43,000.00
	Development Activities	Al-qarara Municipality	42,000.00
	Development Activities	The Local Council Of Wadi Al-fara'ah	42,000.00
	Development Activities	Ras Atira Village Council	42,000.00
	Employment Generation Project	Nazleh Sharqqiyeh Vc	41,000.00
	Development Activities	Royal Science Society	40,800.00
	Development Activities	The Local Council Of Al Khas And Numan	40,500.00
	Development Activities	Aqqaba Municipal Council	40,500.00
	Development Activities	Tulkarem Municipality	40,000.00
	Development Activities	Palestinian Water Authority	40,000.00
	Development Activities	Qalqilya Municipality	40,000.00
	Development Activities	Salfeet Municipality	40,000.00
	Development Activities	Municipality Of Beit Lahia	40,000.00
	Development Activities	Department For Refugee Affairs	40,000.00
	Development Activities	Union Of Agricultural Work Committees	40,000.00
	Finishing Works For Classrooms	Village Council Of Jayyous	40,000.00
	Development Activities	Akkaba Village Council	40,000.00
	Development Activities	Local Projects Committee Of Khalayel Allouz	40,000.00
	Development Activities	Village Council Of Talfeet	40,000.00
	Development Activities	Deir El Balah Municipality	40,000.00
	Development Activities	Palestinian Agricultural Relief Committee (Parc)	40,000.00
	Development Activities	Union Of Agricultural Work Committees (Uawc)	40,000.00
	Development Activities	Land Research Center	40,000.00
	Additional Floor For Rosary Sisters School (Year 2002 Mod # 02-91-	Ayyad Contracting Company	39,636.00
	Construction Of A Health Clinic, Phase Ii	The Municipality Of Tqou'	38,000.00
	Development Activities	Ministry Of Environmental Affairs	38,000.00
	Development Activities	Village Council Of Nassarieh	37,950.00
	Development Activities	Palestinian Centre For Policy & Survey Research	37,593.00
	Development Activities	The Palestinian Happy Child Centre	37,500.00
	Development Activities	Department For Refugee Affairs	37,500.00
	Development Activities	Joint Services Council For The Western Area	37,440.00
	Development Activities	The Municipality Of Bani Zaid El Gharbeyyah	37,037.00
	Development Activities	Izbeidat	36,300.00
	Development Activities	Public Services Committees	36,000.00
	Constructing A New Hall For Social And Youth Activities	Nur Al Shams Social Youth Center	36,000.00
	Development Activities	Nur Shams Social Youth Center	36,000.00
	Rehabilitation Of The Youth Center And Construction Of Storage	The Public Services Committee In Jalazoon Camp	36,000.00
	Constructing A New Building To House The Council And Local	The Local Council Of Jalaboun	36,000.00
	Constructing A New Building To House The Council And Local	The Local Council Of Araneh	36,000.00
	Development Activities	Co-operative Agricultural Association Of Beit Hanoun	36,000.00
	Development Activities	A Sawiya Village Council	36,000.00
	Development Activities	Village Council Of Talfeet	36,000.00
	Development Activities	Shate Service Center	36,000.00
	For Additional Classrooms	Assira Qibliya Village Council	36,000.00
	For Additional Classroom	Bureen Village Council	36,000.00
	Expansion Of Am'ari Youth Club	Public Services Committee For Am'ari Refugee Camp	36,000.00
	Development Activities	Popular Arab Center	35,051.00
	Development Activities	Palestine Red Crescent Society	35,000.00
	For Water Supply House Connections	Village Council Of Ras Atteyah	35,000.00
	Upgrading The Boys School, Ip-ii	Dar Salah Village Council	34,675.00
	Development Activities	Municipality Of Rafah	34,000.00
	Development Activities	Jiftlik Village Community Council	33,750.00
	Development Activities	Jiftlik Village Council	33,750.00
	Secretarial Services	Maha Hussary	33,600.00
	Development Activities	Village Council Of Beit Hassan	33,412.50
	Development Activities	Village Council Of Baqeh Sharqieh And Nazlet Abu Nar	32,500.00
	Development Activities	Frush Beit Dajan	32,475.00
	Development Activities	Bethlehem Governorate	32,200.00
	Constructing A New Building Housing The Council And Local	The Local Council Of Faroun	32,000.00
	Construction Of A New Community Service Center	Rantis Village Council	32,000.00
	Construction Of A Community And Services Center	Village Council Of Hares	32,000.00
	Construction Of A Community & Services Center	Municipality Of Bruqeen	32,000.00
	Development Activities	A'qqaba Muicipaloty	32,000.00

**Direct Execution: Major Contracts for services placed during 2002**  
**(Individual Contracts of USD 30,000 or more)**

Country	Description of services	Name of subcontractor	Cost of contract US dollars
<b>Israel (cont.)</b>			
	Development Activities	Baqa Al-sharqiyyeh Mun.	32,000.00
	Development Activities	Deir Ghazaleh Village Council	32,000.00
	Development Activities	Ymca- Gaza	32,000.00
	Sidewalks In Az-zai'em	Municipality Of Az-zai'em	32,000.00
	Sidewalks In Az-zai'em	One Year Contract Extension For Mahmoud Kusba	31,200.00
	Sidewalks In Az-zai'em	Gaza Community Mental Health Programme	30,918.00
	Secretarial Services	One Year Contract Extension For Asmahan Ilian	30,000.00
	Equipment Maintenance	Enlighten (Markaz At-tanwir) Maintenance & Expansion Programme	30,000.00
	Development Activities	Agricultural Development Association	30,000.00
	Psychological Services	Palestinian Union Of Social Workers & Psychologists	30,000.00
	Development Activities	Ministry Of Tourism And Antiquities	30,000.00
	Construction Of Retaining Walls	Local Council Of Hizmah	30,000.00
	Development Activities	Muthalath Al-shouhada Charitable Society	30,000.00
	Development Activities	Nazli Gharbieh Village Council	30,000.00
	Development Activities	Nazli Wusta Village Community Council	30,000.00
	Development Activities	Masqoufeh Village Council	30,000.00
	Development Activities	Marj Na'jeh Village Council	30,000.00
	Development Activities	Aqrabanieh Village Council	30,000.00
	Development Activities	Miftah	30,000.00
	Development Activities	E'in El-baida Village Council	30,000.00
	Development Activities	Municipality Of Beit Lahia	30,000.00
	Development Activities	Salhab Villge Community Council	30,000.00
	Development Activities	Qashda Village Community Council	30,000.00
	Development Activities	Ras Al Far'a Village Community Council	30,000.00
	Development Activities	Attuf Village Council	30,000.00
	Development Activities	Ein Beit El Ma Refugee Camp	30,000.00
	Development Activities	Village Council Of Mrah Ma'lla	30,000.00
	Development Activities	Al Nuseirat Municipality	30,000.00
	Development Activities	Al Maghazi Municipality	30,000.00
	Development Activities	Al Burieji Municipality	30,000.00
	Development Activities	Womens Committee Of Old Askar Camp	30,000.00
	Development Activities	Deir Ibzei Village Council	30,000.00
	Development Activities	Ministry Of Public Works	30,000.00
	Development Activities	Municipality Of Salfeet	30,000.00
	Development Activities	Local Council Of Kufr Nemeh	30,000.00
	Development Activities	M/S Qertaja Contracting Company	30,000.00
	Development Activities	Al Thughra Village Council	30,000.00
	Development Activities	Palestinian Energy Authority	30,000.00
	Development Activities	Palestinian Energy Authority	30,000.00
	Development Activities	Sabastya Municipality	30,000.00
	Development Activities	Sabastya Municipality	30,000.00
	Development Activities	Womens Committee Balata Camp	30,000.00
<b>Italy</b>			
	Reconstruction Earthquake	Ciss	147,776.32
	Reconstruction Earthquake	Movimondo	81,447.59
	Reconstruction Earthquake	Ccopi	52,108.65
	Reconstruction Earthquake	Re Te	41,709.05
	Reconstruction Earthquake	Cisp	38,899.52
	Reconstruction Earthquake	Aps	34,425.09
<b>Mexico</b>			
	Consultant	Henriquez Lysette	74286.74
<b>Nepal</b>			
	Capacity Building	Human Rights Organization Of Nepal (Huron)	45,900.00
	Awareness And Advocacy, Capacity Building And Research	South Asia Partnership (Sap) Nepal	40,573.00
	Action Research		37,730.00
	Awareness And Advocacy	Sarwanam	35,809.00
	Awareness And Advocacy	Sarwanam	34,103.00
	Awareness And Advocacy	Sarwanam	30,072.00
<b>Philippines</b>			
	Manage The Production And	E-asean Task Force	59,750.00
	Installation Of Radio Communication Network (In Compliance With	Multi-gain Communications	36,169.30
<b>Singapore</b>			
	Implement And Manage A Competitive Ict Research And Development Grants Programme For Asia Pacific	Asia Media Information And Communications Centre (Amic)	100,000.00
<b>Somalia</b>			
	Cadastral Surveys	John Drysdale	53,000.00
	Construction Of A Water	Hargeisa Water Agency	34,721.20
	Evaluation Of Cbg Prg	Social Impact Usa	34,320.00
	Income Generation Prg	Committee Of Concerned Somalis	29,756.00
	War Widows Sub Project		27,089.00

**Direct Execution: Major Contracts for services placed during 2002**  
**(Individual Contracts of USD 30,000 or more)**

Country	Description of services	Name of subcontractor	Cost of contract US dollars
<b>Sri Lanka</b>			
	Strength The Mpcs & Coop Regulatory Body. To Develop A Central Revolving Loan To Also Entrepreneurial Training To Beneficairies Facilitate Microfinance Activities	Multi-purpose Cooperate Sanasa Coop -credit & Thrift Society Society (Mpcs)	43,350.00 42,200.00
<b>Sudan</b>			
	Surveys/Studies/Training	Oxfam	88,319.00
	Recovery Partnership	National Development Organization	65,625.00
	Surveys/Studies/Training	Sos Sahel	48,700.00
	Surveys/Studies/Training	Acord	43,718.00
<b>Sweden</b>			
	Training In Local Development	Pricewaterhousecoopers	92,000.00
<b>Switzerland</b>			
	Promoting Community Recovery And Sustainable Returns Via Peace-I Support To The Field Movement Of The North Maluku Health Departr	International Catholic Migration Commission World Health Organization	204,310.00 40,650.00
<b>Turkey</b>			
	Construction Works	Akin Ozay	81,998.32
<b>UAE</b>			
	Construction Of Aims Office Complex	Golden Relief Resources L.I.c. Dubai	424,496.64
<b>USA</b>			
	Reconstruction, Repair And Rehabilitation Of Housing, Public Infrastru	Un Office For Project Services	3,310,358.00
	Landmine Impact Survey	Survey Action Center	640,000.00
	Restoring Functional Community Health Facilities In Tobelo And Galel	International Medical Corps	242,298.00
	Supporting Stability, Return And Economic Empowerment In Maluku	Mercy Corps International	203,538.00
	Donor Assistance Database Development, Maintenance & Support	Synergy International System Inc.	194,931.00
	Appui A L'assemblee Nationale	National Democratic Institute	171,679.00
	Medical And Reproductive Health Program For Communities In North	International Medical Corps	76,448.00
<b>Yemen</b>			
	Chive Technical Advisor	Antonio Spinalli	124,261.00
	Electoral Export	Ayman Ayoub	101,959.00
	Weekly Tv Prog. On Election	Yemen General Tv Radio Organization	48,000.00
	Rental Of Advertising Boxes (Mupis)	Marassi Advertising	47,552.00
<b>Yugoslavia</b>			
	Poverty Reduction Strategy Services	Ngo "Catholic Relief Services"	99,990.00
	Establishment Of Three Agricooperatives In Southern Serbia	Goal	97,340.00
	Renovation Of Judicial Training Center Premises	Group Granit	93,763.58
	Media Campaign	Pristop	93,227.88



# PROJECT PERSONNEL

UNPD Funding



## SUMMARY OF PROJECT PERSONNEL BY NATIONALITY : 2002

UNDP FUNDING COUNTRY	(USD Thousand)											
	Int'l. Experts			National Experts			UN Volunteers			Fellowships		
	Total	Female	Cost	Total	Female	Cost	Total	Female	Cost	Total	Female	Cost
AFGHANISTAN	6		97.00	53	6	58.50	14	2	121.53			
ALBANIA			32.08	76	45	154.36	8	1	18.06	2	1	1.67
ALGERIA	4	1	35.67	50	1	195.59	3		45.10	306	3	44.56
ANDORRA												
ANGOLA												
ANTIGUA & BARBUDA												
ARGENTINA	89	17	1,479.65	2,639	992	34,093.09				60	17	37.47
ARMENIA	1			137	42	319.96	2		39.69			
AUSTRALIA	54	10	814.18				38	19	678.04	52	18	264.01
AUSTRIA	12		289.91	2		20.03	3	1	28.12	11	5	49.09
AZERBAIJAN				108	14	310.51						
BAHAMAS												
BAHRAIN				4		32.40						
BANGLADESH	4	1	16.69	640	132	1,953.50	15	1	121.77	25	8	29.80
BARBADOS	2		18.00	4	3					2	2	4.78
BELARUS	6		19.21	398	140	367.33						
BELGIUM	17	2	391.99	3	2	39.65	21	8	470.94	6	1	9.76
BELIZE				1								
BENIN	8		193.77	52	7	167.85	43	8	444.34	4	1	21.69
BHUTAN				11	5	24.59				905	26	285.93
BOLIVIA	22	2	307.46	1,524	427	4,570.78				5	1	1.25
BOSNIA AND HERZEGOVINA				166	43	495.26						
BOTSWANA				28	12	237.19	17	5	98.70			
BRAZIL	29	6	444.71	7,372	3,544	68,492.44	15	8	187.41	24	10	45.92
BRUNEI DARUSSALAM												
BULGARIA	1		4.75	311	158	804.14	2		62.25			
BURKINA FASO	3		199.04	1	1		22	8	264.31	20	5	45.88
BURUNDI	1		39.14	12		2.00	48	14	585.42			
CAMBODIA				214	27	491.29	2		10.72	3	2	1.40
CAMEROON	4		82.04	37	11	192.05	16	2	152.13			
CANADA	76	8	2,415.93	2		32.75	28	12	443.31	61	12	172.31
CAPE VERDE	1	1	9.68	35	11	259.48	1	1	22.62			
CENTRAL AFRICAN REPUBLIC	2	1	182.76	40	6	37.58	24	8	123.81	2		7.68
CHAD				40	9	238.69	10	2	133.75	10	4	11.46
CHILE	36	10	525.97	499	227	2,498.22	1	1	0.01	16	2	49.31
CHINA	4		61.44	98	16	323.42	28	7	83.60	67	10	122.69
COLOMBIA	41	7	1,052.73	3,449	1,467	27,270.30	2	1	70.79	10	2	5.46
COMOROS							5		53.33			
CONGO	3			24	4	37.50	27	7	358.99			
CONGO, DEM. REP.				7	1	30.57	5	1	100.12	1		11.80
COSTA RICA	43	8	933.84	341	162	1,314.67	12	5	211.08	4		6.23
COTE D'IVOIRE	1			4			6	1	204.30	5		14.56
CROATIA	1		16.50				1	1	8.95			
CUBA	12	2	72.77	2		49.46	6	3	165.83	1	1	2.50
CYPRUS				17	8							
CZECH REPUBLIC	4		52.58				1	1	35.79	2	2	5.01
DENMARK	5		28.82				5	4	71.99	4	1	20.58
DJIBOUTI				8		2.20						
DOMINICA												
DOMINICAN REPUBLIC	3		5.25							3	1	4.73
DPR KOREA						6.00						
ECUADOR	20	1	527.90	228	95	296.31	31	6	340.74	14	7	11.20
EGYPT	17	2	380.98	1,059	358	7,587.74	6	3	108.82	156	21	283.48
EL SALVADOR	12	8	222.77	375	155	3,058.66	2		41.93	10		50.65
EQUATORIAL GUINEA												
ERITREA				10		61.43	1		15.54			
ESTONIA	9	6	30.86									
ETHIOPIA	4		84.00	81	5	116.06	4	1	119.03	3		7.09
FIJI	2		138.52				1		11.01			
FINLAND	12	3	161.05				5	5	35.82	2	1	6.06
FRANCE	101	10	1,416.02	7	3	165.35	10	3	122.85	54	12	176.06
GABON				1								
GAMBIA	2	1	52.50	20	4	23.79	7	1	124.07	15	7	16.00
GEORGIA	3		17.98	247	64	1,787.26				6	3	16.45
GERMANY	42	6	659.39	5	1	50.24	11	4	182.21	57	17	289.52
GHANA	16	8	317.49	34	12	208.04	15	2	430.92	9	1	39.66
GREECE	5	1	99.72				2		2.75			
GRENADA												
GUATEMALA	1,930	979	14,537.91	1,923	976	14,108.08	19	3	120.43	4	3	8.21
GUINEA	2			61	15	128.94	13		282.47			
GUINEA-BISSAU				3		3.93	2	1	29.50	2		8.00
GUYANA	6	4	372.98	18	5	142.57	2	2	3.28			
HAITI				34	11	371.54	17	10	83.52			
HONDURAS	5	4	34.95	1,012	846	5,820.14	29	15	108.96	4	1	5.86
HUNGARY	2		5.05				2		48.48	2	1	3.15
ICELAND												
INDIA	252	20	3,234.69	275	100	610.29	174	41	1,082.39	2,410	1,297	630.93
INDONESIA	2	1	3.00	121	35	862.45	56	15	240.30	18		27.58
IRAN (ISLAMIC REPUBLIC OF)	2		19.13	40	11	148.43				3	2	
IRAQ	6	1	48.04	4			1	1	23.40	2		0.65
IRELAND	13	1	199.28				8	4	77.17			
ISRAEL	3		49.00							5	1	18.67
ITALY	17	3	362.77	6	1	66.40	32	18	411.53	33	7	116.12
JAMAICA	4	2	58.61									
JAPAN	20	3	205.02	2		11.84	10	5	134.47	48	4	76.61

## SUMMARY OF PROJECT PERSONNEL BY NATIONALITY : 2002

UNDP FUNDING COUNTRY	(USD Thousand)											
	Int'l. Experts			National Experts			UN Volunteers			Fellowships		
	Total	Female	Cost	Total	Female	Cost	Total	Female	Cost	Total	Female	Cost
JORDAN	7	1	100.07	127	41	435.22	8	4	85.42	49	11	56.32
KAZAKHSTAN				176	86	551.02	2		58.79			
KENYA	6	2	153.40	25	8	396.43	462	146	1,576.83	22	6	114.13
KIRIBATI				1	1	18.00						
KUWAIT	31	1	991.82	5	2	654.99						
KYRGYZSTAN	4	3	17.53	54	24	226.72	51	28	196.99			
LAO P.D.R.				1,104	191	1,894.76	1		1.43			
LATVIA	2	1	9.83	114	90	662.56				5	2	4.60
LEBANON	2		13.50	142	61	3,255.43	21	16	146.03	13	1	24.18
LESOTHO				11	4	50.82	8	6	42.26	3	2	4.04
LIBERIA				7	4	10.12	3		77.16			
LIBYAN ARAB JAMAHIRIYA				93	18	18.83						
LIECHTENSTEIN												
LITHUANIA				27	26	131.49	1	1	35.79	6	2	7.03
LUXEMBOURG							1		1.38			
MACEDONIA (TFYR)				36	10	187.09						
MADAGASCAR				298	105	1,403.23	20	8	356.90			
MALAWI							6	3	55.61			
MALAYSIA	6	1	42.71	25	9	119.37	4	1	36.52	45	13	105.82
MALDIVES												
MALI	1		108.93	14	1		12		261.53	15		33.63
MALTA									13.57			
MARSHALL ISLANDS							1		25.10			
MAURITANIA	2			43	5	221.00	1		2.95	6		12.00
MAURITIUS				8	3	46.00	1					
MEXICO	12	5	97.56	337	171	11,874.01	5	3	89.25	32	10	48.15
MICRONESIA (FED. STATES OF)	4		102.93	1		29.70	1	1	17.46			
MOLDOVA (REPUBLIC OF)	1		11.85	437	199	375.42				2,671	1,731	91.85
MONACO												
MONGOLIA				77	38	220.56	75	51	456.07	4		
MOROCCO	2			92	10	306.99				17	6	21.82
MOZAMBIQUE				554	46	2,930.34	9	2	67.03	26	1	70.34
MYANMAR	1	1					13	3	284.56	3		
NAMIBIA				1								
NAURU												
NEPAL	9		182.50	173	23	1,157.17	34	5	690.27	17	2	37.33
NETHERLANDS	37		700.97	9	1	125.52	9	4	95.00	116	35	237.85
NEW ZEALAND	30	2	641.66				10	3	212.33	20	1	45.96
NICARAGUA	12	3	129.94	21	10	470.35	37	18	30.03	9		88.04
NIGER				204	28	1,080.26	16	5	307.27	40		276.22
NIGERIA	7	1	105.46	6	2	43.85	22	7	583.94	3		7.00
NORWAY	4		2.45									
OMAN										1		17.33
PALAU	1		35.68	7	4	72.37						
PAKISTAN	5		35.58	710	124	3,198.71	6		151.73			
PANAMA				1,474	614	4,055.65				4	1	5.18
PAPUA NEW GUINEA				12	3		1	1	35.79			
PARAGUAY	1		6.00	2		16.14				4	2	49.08
PERU	37	13	736.65	1,584	473	30,367.19	66	31	528.31	1,239	756	1,550.63
PHILIPPINES	17	3	269.28	83	52	205.60	64	32	740.47	138	26	294.64
POLAND	5		58.89	98	36	213.26	2	1	15.64			
PORTUGAL	10	4	285.22	7	3	34.47	15	9	181.33	8		48.00
QATAR	1		19.52									
REPUBLIC OF KOREA	2		4.50	34	5	302.99	1	1	11.77	5		
ROMANIA	30	12	195.23	157	64	228.65	1		1.18	33	16	35.73
RUSSIAN FEDERATION	8	1	57.99	5	1	20.05	13	3	259.04	2		3.44
RWANDA							12	4	232.81			
SAMOA	1		24.41				1	1	6.12			
SAN MARINO												
SAO TOME & PRINCIPE	1		10.00	12	6	92.55	1		0.69	1		37.00
SAUDI ARABIA				45	5	835.91				2		1.48
SENEGAL	7		207.03	40	9	340.40	78	12	576.04	10		45.69
SEYCHELLES				6	1	11.07						
SIERRA LEONE	3		243.68	31	6		11	3	261.53			
SINGAPORE	10	2	119.09				2		13.28	26	6	26.74
SLOVAKIA	3		33.51									
SLOVENIA							1		35.79			
SOLOMON ISLANDS				3		22.30	1		35.00			
SOMALIA	2		102.00	12		36.90	2		35.70			
SOUTH AFRICA	11	4	158.17	54	21		4		96.08	51	18	214.66
SPAIN	35	9	679.29	4	1	35.79	29	12	649.60	33	20	141.91
SRI LANKA	4	1	211.21	98	23	266.15	26	3	352.67	21	9	14.65
ST KITTS & NEVIS												
ST. LUCIA												
ST. VINCENT & THE GRENADINES							2	2	58.51			
SUDAN	3		114.16	60	3	539.16	13	3	364.43			
SURINAME	2		12.50	4		43.36						
SWAZILAND				15	7	55.00				20	15	13.44
SWEDEN	19		93.65				14	6	275.51	10	2	31.94
SWITZERLAND	29	4	481.39	1		11.88	2	1	22.73	16	4	35.74
SYRIAN ARAB REPUBLIC				42	5	236.14	16	2	140.66			
TAJIKISTAN				62	17	63.83	1	1	26.85	2		6.81
THAILAND	17	5	540.09	49	30	325.29	3		10.37	258	35	311.95
TIMOR-LESTE										1		2.85
TOGO	3	1	100.69	50	11	234.39	33	14	329.73	1		4.00

## SUMMARY OF PROJECT PERSONNEL BY NATIONALITY : 2002

UNDP FUNDING											(USD Thousand)		
COUNTRY	Int'l. Experts			National Experts			UN Volunteers			Fellowships			
	Total	Female	Cost	Total	Female	Cost	Total	Female	Cost	Total	Female	Cost	
TONGA				2	2	21.13							
TRINIDAD & TOBAGO	1		20.00	19	9	119.57	1	1					
TUNISIA	5		241.02	30	7	141.12	2		6.88	41	3	73.42	
TURKEY	3	1	12.51	58	26	289.90	2	1	19.85	5	1	13.34	
TURKMENISTAN				117	58								
TUVALU				1	1	10.00							
UNITED ARAB EMIRATES										1		1.77	
UGANDA	5	1	34.21	5	3		29	10	683.36	5		4.23	
UKRAINE	6	2	16.11				7	1	142.29	2	1	0.35	
UNITED KINGDOM	121	9	1,694.12	4	2	51.57	34	15	565.16	137	42	976.27	
UNITED REP. OF TANZANIA	2	1	9.65	81	23	0.54	34	9	925.60				
URUGUAY	115	11	668.40	757	321	8,700.30				2	1	1.54	
USA	125	24	2,215.14	12	2	177.90	16	9	345.23	211	39	857.42	
UZBEKISTAN	1		2.27	295	97	408.74	1	1	5.47				
VANUATU													
VENEZUELA	17	2	378.05	568	261	3,535.14				4	4	13.05	
VIET NAM	1		125.58	76	36	235.90	7	2	38.78	28	1		
YEMEN				64	9	22.50	1		7.30				
YUGOSLAVIA				16	1								
ZAMBIA							24	10	295.21	5	1	136.80	
ZIMBABWE	4		11.30	53	16	177.45	26	6	257.78	4	1	21.60	
<b>SUB-TOTAL</b>	<b>3,857</b>	<b>1,271</b>	<b>46,739.97</b>	<b>35,116</b>	<b>13,835</b>	<b>265,406.99</b>	<b>2,330</b>	<b>794</b>	<b>24,148.04</b>	<b>9,921</b>	<b>4,347</b>	<b>9,348.44</b>	
UNSPECIFIED COUNTRIES	3,533			1		5.28	12		87.03				
GLOBAL PROJECTS	40	15	0.90	79	21								
INTERREGIONAL PROJECTS	29	17		49	10								
ARAB COUNTRIES	9	2		19	4								
AFRICAN COUNTRIES	44	9		122	24								
ASIAN COUNTRIES	21	5		38	15								
EUROPEAN COUNTRIES	14	5		244	69		1						
LATIN AMERICA AND THE CARIB	3			40	11								
<b>GRAND-TOTAL</b>	<b>7,550</b>	<b>1,324</b>	<b>46,740.87</b>	<b>35,708</b>	<b>13,989</b>	<b>265,412.27</b>	<b>2,343</b>	<b>794</b>	<b>24,235.07</b>	<b>9,921</b>	<b>4,347</b>	<b>9,348.44</b>	
<b>INDUSTRIALIZED COUNTRIES:</b>	<b>795</b>	<b>100</b>	<b>13,945</b>	<b>69</b>	<b>17</b>	<b>843</b>	<b>316</b>	<b>145</b>	<b>5,266</b>	<b>886</b>	<b>222</b>	<b>3,577</b>	
Percentage	10.53%	7.55%	29.83%	0.19%	0.12%	0.32%	13.49%	18.26%	21.73%	8.93%	5.11%	38.27%	
<b>DEVELOPING COUNTRIES/ ECONOMIES IN TRANSITION:</b>	<b>3,153</b>	<b>1,224</b>	<b>32,796</b>	<b>35,638</b>	<b>13,972</b>	<b>264,564</b>	<b>2,015</b>	<b>649</b>	<b>18,882</b>	<b>9,035</b>	<b>4,125</b>	<b>5,771</b>	
Percentage	41.76%	92.45%	70.17%	99.80%	99.88%	99.68%	86.00%	81.74%	77.91%	91.07%	94.89%	61.73%	
<b>ARAB STATES</b>	<b>89</b>	<b>8</b>	<b>2,047</b>	<b>1,856</b>	<b>524</b>	<b>14,301</b>	<b>73</b>	<b>29</b>	<b>964</b>	<b>588</b>	<b>45</b>	<b>525</b>	
Percentage	1.18%	0.60%	4.38%	5.20%	3.75%	5.39%	3.12%	3.65%	3.98%	5.93%	1.04%	5.62%	
<b>AFRICAN COUNTRIES</b>	<b>143</b>	<b>30</b>	<b>2,303</b>	<b>2,130</b>	<b>431</b>	<b>8,839</b>	<b>1,078</b>	<b>307</b>	<b>10,559</b>	<b>283</b>	<b>62</b>	<b>1,179</b>	
Percentage	1.89%	2.27%	4.93%	5.97%	3.08%	3.33%	46.01%	38.66%	43.57%	2.85%	1.43%	12.61%	
<b>ASIA &amp; PACIFIC</b>	<b>371</b>	<b>40</b>	<b>5,264</b>	<b>3,945</b>	<b>888</b>	<b>12,568</b>	<b>531</b>	<b>167</b>	<b>4,567</b>	<b>3,976</b>	<b>1,437</b>	<b>1,889</b>	
Percentage	4.91%	3.02%	11.26%	11.05%	6.35%	4.74%	22.66%	21.03%	18.85%	40.08%	33.06%	20.21%	
<b>EUROPE &amp; CIS</b>	<b>96</b>	<b>30</b>	<b>537</b>	<b>3,351</b>	<b>1,317</b>	<b>7,577</b>	<b>86</b>	<b>37</b>	<b>752</b>	<b>2,736</b>	<b>1,760</b>	<b>186</b>	
Percentage	1.27%	2.27%	1.15%	9.38%	9.41%	2.85%	3.67%	4.66%	3.10%	27.58%	40.49%	1.99%	
<b>LATIN AMERICA &amp; THE CARIBB</b>	<b>2,454</b>	<b>1,084</b>	<b>22,645</b>	<b>24,227</b>	<b>10,780</b>	<b>221,268</b>	<b>247</b>	<b>109</b>	<b>2,040</b>	<b>1,451</b>	<b>821</b>	<b>1,989</b>	
Percentage	32.50%	81.87%	48.45%	67.85%	77.06%	83.37%	10.54%	13.73%	8.42%	14.63%	18.89%	21.28%	
<b>OTHERS</b>	<b>3,602</b>	<b>32</b>	<b>0.90</b>	<b>129</b>	<b>31</b>	<b>5.28</b>	<b>12</b>		<b>87.03</b>				
Percentage	47.71%	2.42%	0.00%	0.36%	0.22%	0.00%	0.51%		0.36%				

# **PROCUREMENT FROM DAC MEMBER COUNTRIES**

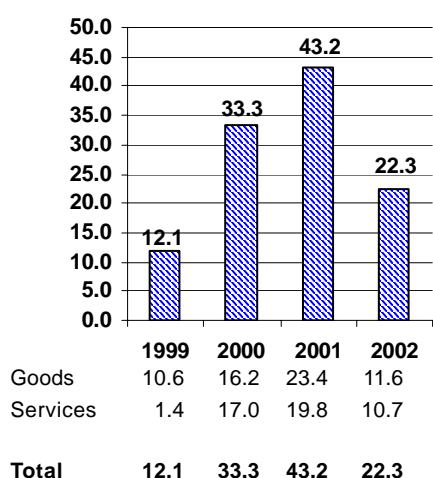


<b>Share of Total Procurement Value 2002</b>			
<b>Goods &amp; Services</b>			
UN SYSTEM	USD	22.3 mill.	0.49 %
UNDP	USD	0.6 mill.	0.07 %
<b>Contribution to UNDP Regular Resources 2002</b>			
	USD	3.7 mill.	

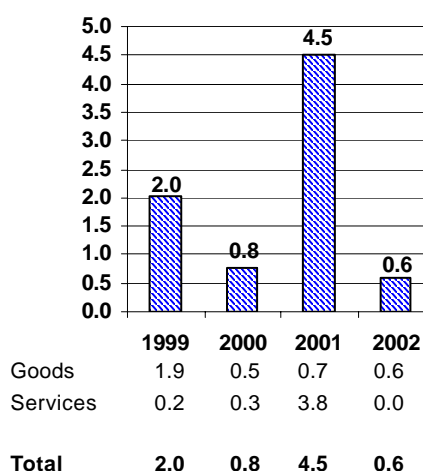
**1. Procurement Trend**

(USD Millions)

UN SYSTEM (All Sources of Funding)



UNDP Funding



**2. Procurement by Agency of Goods & Services**

(USD Millions)

UN/PD	14.5
UNOPS	2.3
WFP	2.1
UNICEF	1.2
DEX	0.5
IAEA	0.4
PAHO	0.4
UNFPA	0.3
UNRWA	0.2
UNOG	0.1
FAO	0.1
WIPO	0.1
WHO	0.1
<b>Total:</b>	<b>22.3</b>

**3. Commonly Procured Goods & Services**

**Goods**

- Telecommunications Equipment
- Medical Equipment
- Pharmaceuticals
- Scientific Instruments
- Refrigeration Systems
- Solar Panels

**Services**

- Feasibility Studies
- Energy Planning
- Power Transmission & Distribution

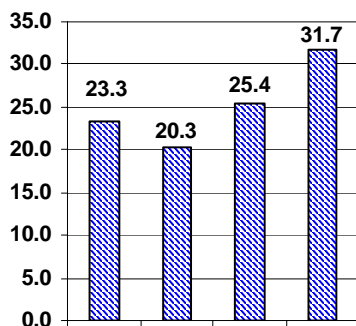


<b>Share of Total Procurement Value 2002</b>			
<b>Goods &amp; Services</b>			
UN SYSTEM	USD	31.7 mill.	0.70 %
UNDP	USD	0.4 mill.	0.04 %
<b>Contribution to UNDP Regular Resources 2002</b>			
	USD	4.2 mill.	

**1. Procurement Trend**

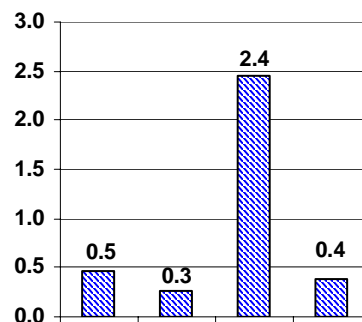
(USD Millions)

UN SYSTEM (All Sources of Funding)



	1999	2000	2001	2002
Goods	18.0	14.5	19.7	21.1
Services	6.3	5.8	5.7	10.6
<b>Total</b>	<b>23.3</b>	<b>20.3</b>	<b>25.4</b>	<b>31.7</b>

UNDP Funding



	1999	2000	2001	2002
Goods	0.5	0.2	2.4	0.4
Services	0.0	0.1	0.0	0.0
<b>Total</b>	<b>0.5</b>	<b>0.3</b>	<b>2.4</b>	<b>0.4</b>

**2. Procurement by Agency of Goods & Services**

(USD Millions)

IAEA	12.6
UNHCR	7.8
UNOV	3.1
UN/PD	2.5
UNOPS	2.3
UNIDO	1.4
UNICEF	0.9
WFP	0.3
IAPSO	0.2
UNRWA	0.1
ICAO	0.1
ECA	0.1
<b>Total:</b>	<b>31.7</b>

**3. Commonly Procured Goods & Services**

**Goods**

- Pharmaceuticals
- Water Metering System
- Office Supplies
- Medical Supplies

**Services**

- Agro Forestry
- Training & Transfer of Technology
- Engineering Designs

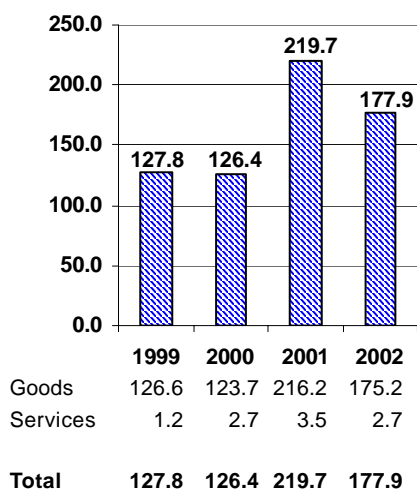


<b>Share of Total Procurement Value 2002</b>			
<b>Goods &amp; Services</b>			
UN SYSTEM	USD 177.9 mill.	3.90 %	
UNDP	USD 0.8 mill.	0.09 %	
<b>Contribution to UNDP Regular Resources 2002</b>			
	USD 10.7 mill.		

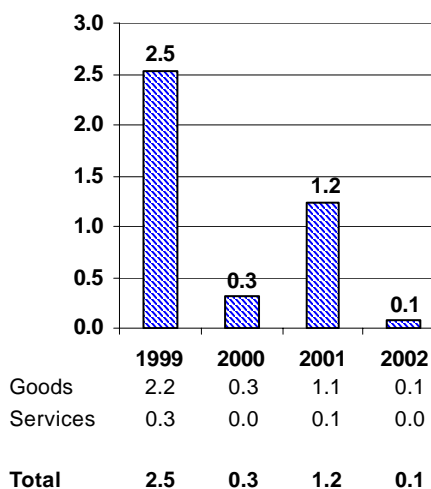
**1. Procurement Trend**

(USD Millions)

UN SYSTEM (All Sources of Funding)



UNDP Funding



**2. Procurement by Agency of Goods & Services**

(USD Millions)

UNICEF	100.9
PAHO	40.6
UNFPA	13.9
WFP	7.5
UNOPS	5.5
FAO	2.6
UNRWA	2.1
UN/PD	1.2
UNDP/HQ	0.7
IAEA	1.2
WHO	0.6
UNOG	0.5
UNHCR	0.2
UNIDO	0.1
UNV	0.1
UNON	0.1
<b>Total:</b>	<b>177.9</b>

**3. Commonly Procured Goods & Services**

**Goods**

- Communications Equipment
- Pharmaceuticals
- Office Supplies & Equipment
- Medical Supplies
- Water Pumps
- Water Test Kits
- Motor Vehicle Parts

**Services**

- Environmental Consultancies
- Insurance Services





**Share of Total Procurement Value 2002**

**Goods & Services**

UN SYSTEM USD 56.8 mill. 1.25 %  
 UNDP USD 1.9 mill. 0.21 %

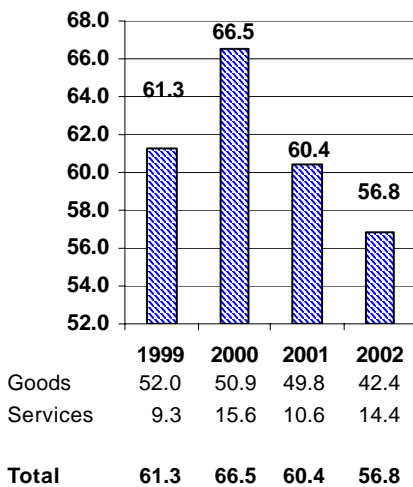
**Contribution to UNDP Regular Resources 2002**

USD 27.7 mill.

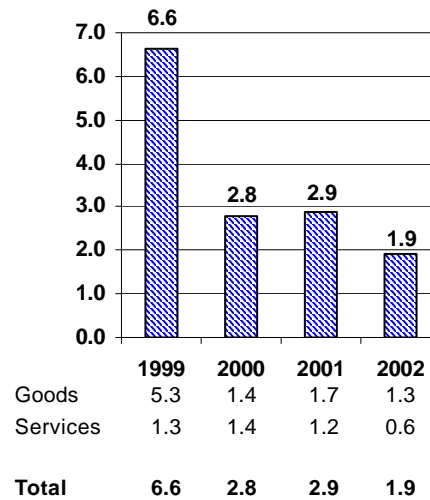
**1. Procurement Trend**

(USD Millions)

UN SYSTEM (All Sources of Funding)



UNDP Funding



**2. Procurement by Agency of Goods & Services**

(USD Millions)

WFP	24.5
UN/PD	12.4
UNICEF	5.2
UNFPA	4.6
IAEA	1.8
ICAO	1.6
PAHO	1.4
UNOPS	1.1
UNDP/NEX	1.0
UNHCR	1.0
UNOG	0.8
UNDP/DEX	0.5
UNRWA	0.4
UNIDO	0.2
FAO	0.1
UNON	0.1
<b>Total:</b>	<b>56.8</b>

**3. Commonly Procured Goods & Services**

**Goods**

- Audio Visual Equipment
- Aviation Security Equipment
- Contraceptives
- Computer Equipment
- Food Items
- Pharmaceuticals
- Water Piping

**Services**

- Air Chartering
- Energy Planning
- Printing Services
- Waste Water Treatment

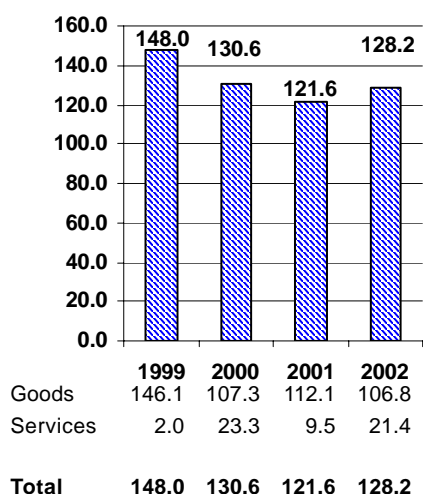


<b>Share of Total Procurement Value 2002</b>		
<b>Goods &amp; Services</b>		
UN SYSTEM	USD 128.2 mill.	2.81 %
UNDP	USD 23.6 mill.	2.55 %
<b>Contribution to UNDP Regular Resources 2002</b>		
	USD 47.9 mill.	

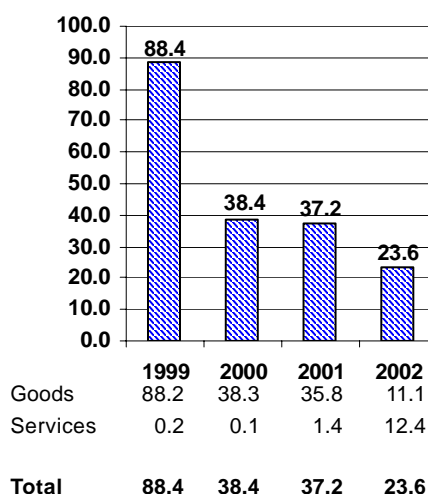
**1. Procurement Trend**

(USD Millions)

UN SYSTEM (All Sources of Funding)



UNDP Funding



**2. Procurement by Agency of Goods & Services**

(USD Millions)

UNICEF	30.4
WFP	22.2
IAPSO	16.5
UN/PD	15.2
UNDP/DEX	11.8
UNHCR	7.8
UNOPS	5.2
UNFPA	3.8
WHO	3.5
FAO	3.0
UNDP/NEX	1.9
UNRWA	1.3
ICTR	0.9
UNOG	0.9
IAEA	0.4
UNV	0.3
PAHO	0.2
ECA	0.2
ITU	0.1
UNON	0.1
UNIDO	0.1

**Total: 128.2**

**3. Commonly Procured Goods & Services**

**Goods**

- Computer Equipment
- Computer Network Equipment
- Air Conditioning Equipment
- Hydraulic Equipment
- Medical Supplies
- Office Supplies
- Refrigeration Equipment

**Services**

- Environmental Consultancies
- Training of Project Personnel & Technical Assistance
- Maintenance & Repair Services
- Freight Forwarding
- Insurance



**Share of Total Procurement Value 2002**

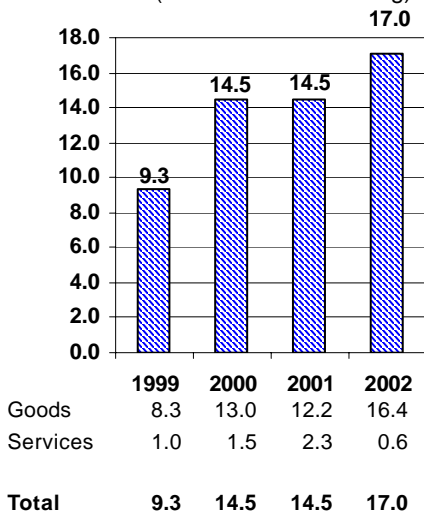
**Goods & Services**  
 UN SYSTEM USD 17.0 mill. 0.37 %  
 UNDP USD 0.2 mill. 0.02 %

**Contribution to UNDP Regular Resources 2002**  
 USD 12.9 mill.

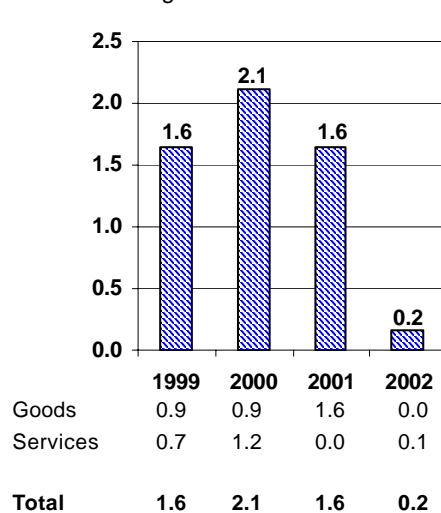
**1. Procurement Trend**

(USD Millions)

UN SYSTEM (All Sources of Funding)



UNDP Funding



**2. Procurement by Agency of Goods & Services**

(USD Millions)

UNICEF	5.5
WIPO	3.6
UN/PD	2.9
UNFPA	2.2
WHO	1.1
ICAO	0.6
UNOPS	0.3
IAEA	0.3
UNESCO	0.2
NEX	0.1
WFP	0.1
UNHCR	0.1
UNOG	0.1
<b>Total:</b>	<b>17.0</b>

**3. Commonly Procured Goods & Services**

**Goods**

- Contraceptives
- Laboratory Equipment
- Medical Equipment
- Paper
- Oral Rehydration Solutions
- Refrigeration Equipment
- Water Filters

**Services**

- Printing Services
- Catering Services
- Environmental Planning

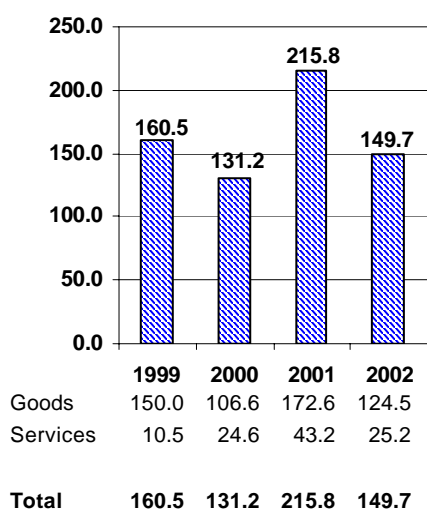


<b>Share of Total Procurement Value 2002</b>	
<b>Goods &amp; Services</b>	
UN SYSTEM	USD 149.7 mill. 3.28 %
UNDP	USD 6.0 mill. 0.65 %
<b>Contribution to UNDP Regular Resources 2002</b>	
	USD 15.3 mill.

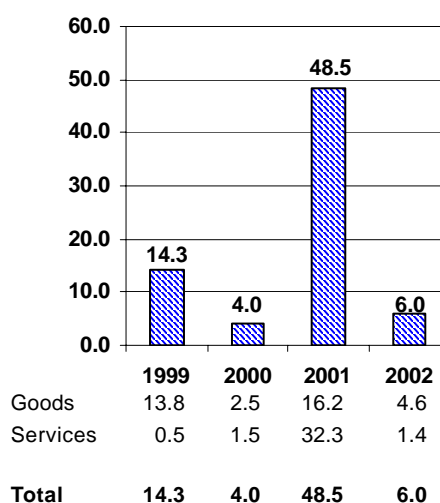
**1. Procurement Trend**

(USD Millions)

UN SYSTEM (All Sources of Funding)



UNDP Funding



**2. Procurement by Agency of Goods & Services**

(USD Millions)

UNICEF	46.7
UN/PD	33.3
PAHO	25.3
UNOPS	9.7
FAO	6.4
WFP	4.2
WHO	3.9
UNOG	2.7
DEX	2.7
IAEA	2.6
WMO	2.5
UNRWA	2.3
ILO	1.9
UNFPA	1.5
IAPSO	1.4
UNHCR	1.0
UNESCO	0.8
UNIDO	0.3
ICAO	0.2
ICTR	0.2
<b>Total:</b>	<b>149.7</b>

**3. Commonly Procured Goods & Services**

**Goods**

- Aviation Supplies
- Chemicals
- Electrical equipment
- Food Items
- Pharmaceuticals
- Vehicles
- Water Pumps

**Services**

- Management Consultancies
- EDP Counsultancies
- Environment & Industrial Pollution Counsultancies
- Printing Services



**Share of Total Procurement Value 2002**

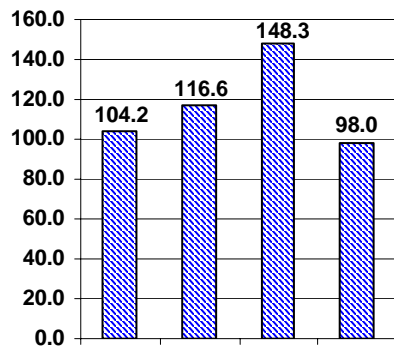
**Goods & Services**  
 UN SYSTEM USD 98.0 mill. 2.15 %  
 UNDP USD 17.6 mill. 1.90 %

**Contribution to UNDP Regular Resources 2002**  
 USD 23.7 mill.

**1. Procurement Trend**

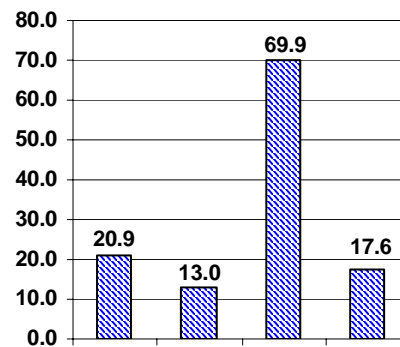
(USD Millions)

UN SYSTEM (All Sources of Funding)



	1999	2000	2001	2002
Goods	91.5	102.7	98.8	82.0
Services	12.7	13.9	49.5	16.0
<b>Total</b>	<b>104.2</b>	<b>116.6</b>	<b>148.3</b>	<b>98.0</b>

UNDP Funding



	1999	2000	2001	2002
Goods	10.9	5.3	24.6	8.8
Services	10.0	7.7	45.3	8.7
<b>Total</b>	<b>20.9</b>	<b>13.0</b>	<b>69.9</b>	<b>17.6</b>

**2. Procurement by Agency of Goods & Services**

(USD Millions)

WHO	20.7
UNICEF	13.9
IAEA	9.1
UNDP/DEX	8.9
UNFPA	8.6
UNDP/NEX	6.2
UNESCO	4.6
UNOPS	4.2
UNV	3.7
UN/PD	3.7
UNHCR	2.7
UNON	2.3
UNIDO	2.1
FAO	1.7
ICAO	1.7
WFP	1.0
UNRWA	0.8
IAPSO	0.8
PAHO	0.4
UNOG	0.3
UNOV	0.2
Others	0.4

**Total: 98.0**

**3. Commonly Procured Goods & Services**

**Goods**

- Contraceptives
- Laboratory Equipment
- Medical Equipment
- Ozone Depleting Substances Phase-out Equipment
- Pharmaceuticals
- Vehicles

**Services**

- Printing Services
- Environmental Management Consultancies
- EDP Consultancies

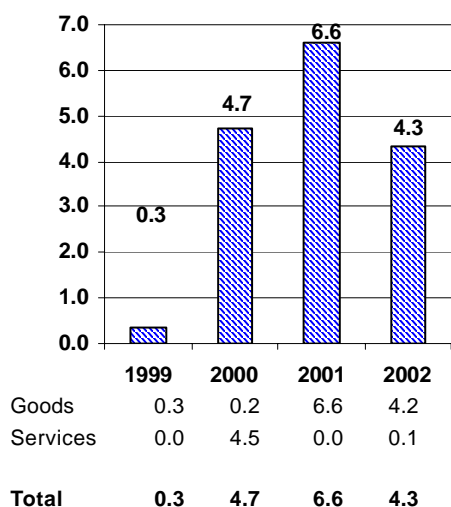


<b>Share of Total Procurement Value 2002</b>			
<b>Goods &amp; Services</b>			
UN SYSTEM	USD	4.3 mill.	0.09 %
UNDP	USD	3.0 mill.	0.32 %
<b>Contribution to UNDP Regular Resources 2002</b>			
	USD	0.3 mill.	

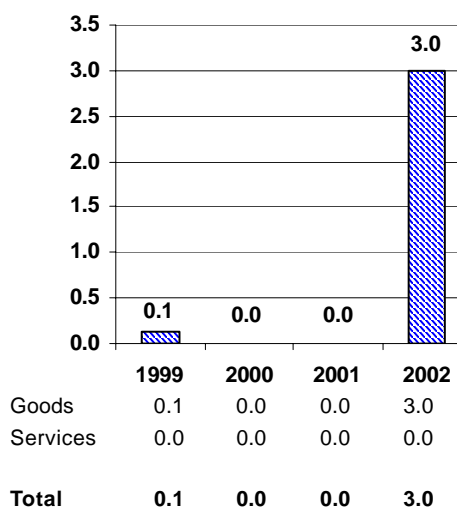
**1. Procurement Trend**

(USD Millions)

UN SYSTEM (All Sources of Funding)



UNDP Funding



**2. Procurement by Agency of Goods & Services**

(USD Millions)

UNDP/DEX	2.9
FAO	1.2
UN/PD	0.1
UNOPS	0.1
Others	0.2
<b>Total:</b>	<b>4.3</b>

**3. Commonly Procured Goods & Services**

**Goods**

- Power Cables
- Agricultural Equipment
- Electrical Equipment
- Water Storage Tanks

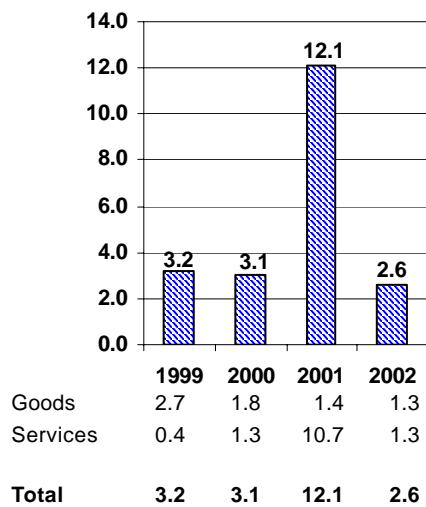


<b>Share of Total Procurement Value 2002</b>			
<b>Goods &amp; Services</b>			
UN SYSTEM	USD	2.6 mill.	0.06 %
UNDP	USD	0.0 mill.	0.00 %
<b>Contribution to UNDP Regular Resources 2002</b>			
	USD	7.7 mill.	

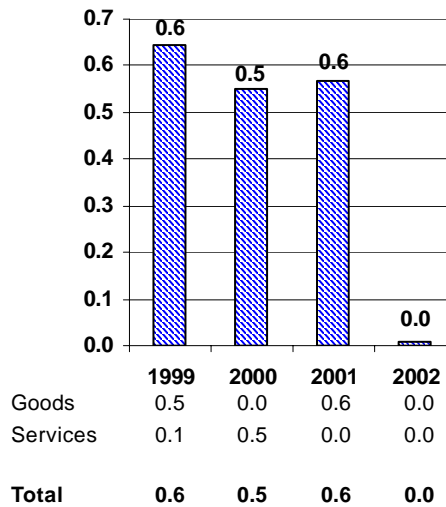
**1. Procurement Trend**

(USD Millions)

UN SYSTEM (All Sources of Funding)



UNDP Funding



**2. Procurement by Agency of Goods & Services**

(USD Millions)

UN/PD	0.7
UNICEF	0.7
UNHCR	0.6
WHO	0.3
UNOG	0.1
UNIDO	0.1
<b>Total:</b>	<b>2.6</b>

**3. Commonly Procured Goods & Services**

**Goods**

- Computers
- Pharmaceuticals
- Plastic Pipes

**Services**

- Agriculture & Rural Development
- Printing Services

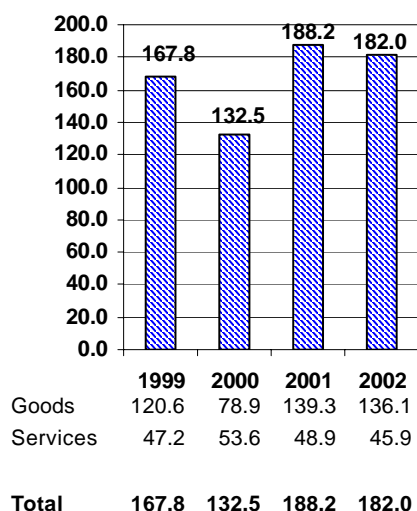


<b>Share of Total Procurement Value 2002</b>		
<b>Goods &amp; Services</b>		
UN SYSTEM	USD 182.0 mill.	3.99 %
UNDP	USD 5.0 mill.	0.54 %
<b>Contribution to UNDP Regular Resources 2002</b>		
	USD 16.9 mill.	

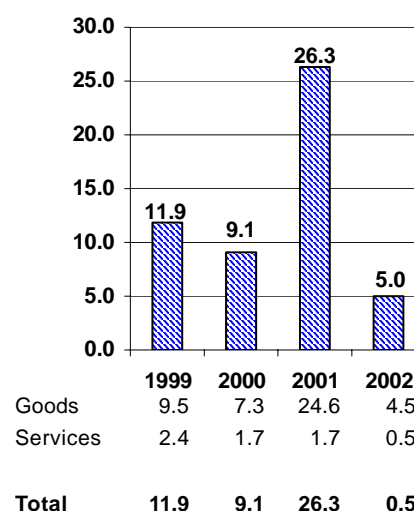
**1. Procurement Trend**

(USD Millions)

UN SYSTEM (All Sources of Funding)



UNDP Funding



**2. Procurement by Agency of Goods & Services**

(USD Millions)

UN/PD	35.6
FAO	35.4
UNICEF	31.5
WFP	21.2
PAHO	17.8
UNOPS	10.4
UNIDO	6.9
UNON	2.3
WHO	1.6
IAPSO	1.3
DEX	1.1
UNRWA	0.8
UNHCR	0.6
IAEA	0.6
ILO	0.6
NEX	0.5
UNOG	0.4
ECA	0.1
Others	0.1
<b>Total:</b>	<b>168.7</b>

**3. Commonly Procured Goods & Services**

**Goods**

- Agricultural Equipment
- Food Items
- Mining Equipment & Drilling Rigs
- Pharmaceuticals
- Ozone Depleting Substances Phaseout Equipment
- Water Pumps

**Services**

- EDP Consultancies
- Engineering Consultancies
- Freight Forwarding
- Insurance Services
- Printing Services



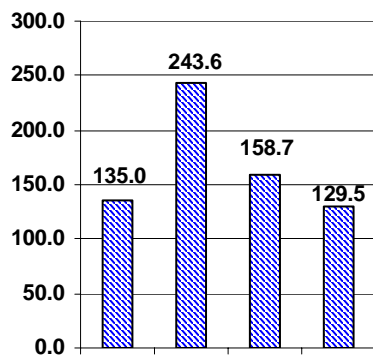


<b>Share of Total Procurement Value 2002</b>		
<b>Goods &amp; Services</b>		
UN SYSTEM	USD 129.5 mill.	2.84 %
UNDP	USD 18.4 mill.	1.98 %
<b>Contribution to UNDP Regular Resources 2002</b>		
	USD 86.6 mill.	

**1. Procurement Trend**

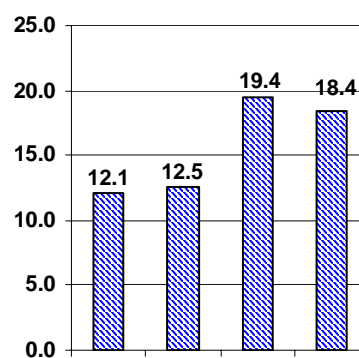
(USD Millions)

UN SYSTEM (All Sources of Funding)



	1999	2000	2001	2002
Goods	133.5	238.9	156.3	128.4
Services	1.5	4.7	2.4	1.1
<b>Total</b>	<b>135.0</b>	<b>243.6</b>	<b>158.7</b>	<b>129.5</b>

UNDP Funding



	1999	2000	2001	2002
Goods	12.1	12.4	17.2	18.4
Services	0.0	0.1	2.2	0.0
<b>Total</b>	<b>12.1</b>	<b>12.5</b>	<b>19.4</b>	<b>18.4</b>

**2. Procurement by Agency of Goods & Services**

(USD Millions)

IAPSO	33.3
UNICEF	21.0
WFP	14.0
UNDP/NEX	10.5
UNOPS	9.9
UN/PD	9.5
UNHCR	7.1
WHO	7.0
UNFPA	6.4
PAHO	2.6
UNESCO	2.2
UNDP/DEX	1.8
FAO	1.3
IAEA	1.2
UNRWA	0.5
UNU	0.4
UNON	0.3
UNIDO	0.2
ILO	0.1
ICAO	0.1
ECA	0.1

**Total: 129.5**

**3. Commonly Procured Goods & Services**

**Goods**

- Audio Visual Equipment
- Earth Moving Equipment
- Electrical Equipment
- Iron & Steel Products
- Medical Supplies
- Rubber Tyres & Tubes
- Vehicles

**Services**

- Repair & Maintenance of Rice Mills

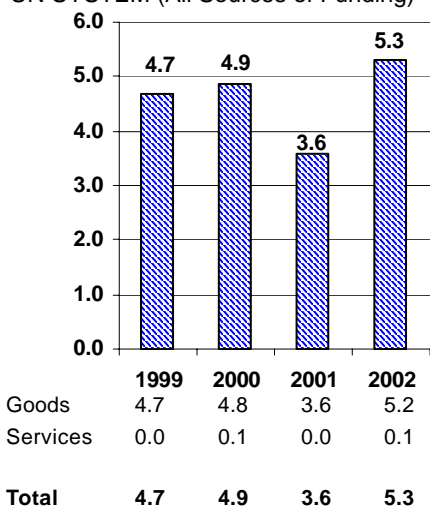


<b>Share of Total Procurement Value 2001</b>			
<b>Goods &amp; Services</b>			
UN SYSTEM	USD	5.3 mill.	0.12 %
UNDP	USD	0.0 mill.	0.0 %
<b>Contribution to UNDP Regular Resources 2001</b>			
	USD	0.8 mill.	

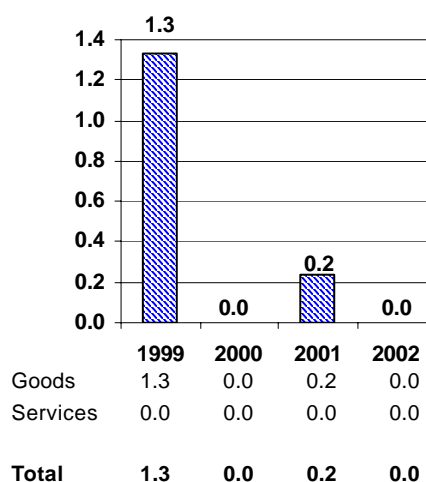
**1. Procurement Trend**

(USD Millions)

UN SYSTEM (All Sources of Funding)



UNDP Funding



**2. Procurement by Agency of Goods & Services**

(USD Millions)

UNICEF	5.0
IAPSO	0.1
WHO	0.1
Others	0.1
<b>Total:</b>	<b>5.3</b>

**3. Commonly Procured Goods & Services**

**Goods**

- Refrigeration Systems
- Relief Items
- Water Supply

**Services**

- Training

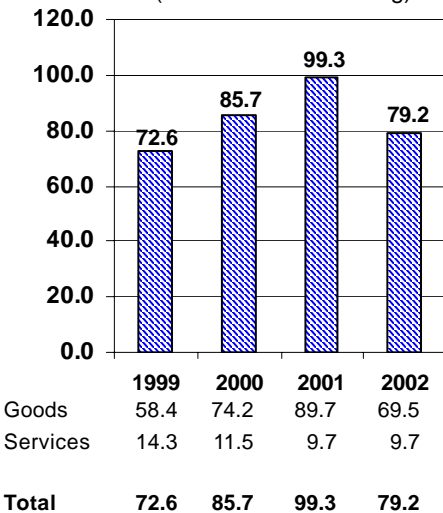


<b>Share of Total Procurement Value 2001</b>			
<b>Goods &amp; Services</b>			
UN SYSTEM	USD	78.4 mill.	1.74 %
UNDP	USD	2.9 mill.	0.32 %
<b>Contribution to UNDP Regular Resources 2001</b>			
	USD	70.1 mill.	

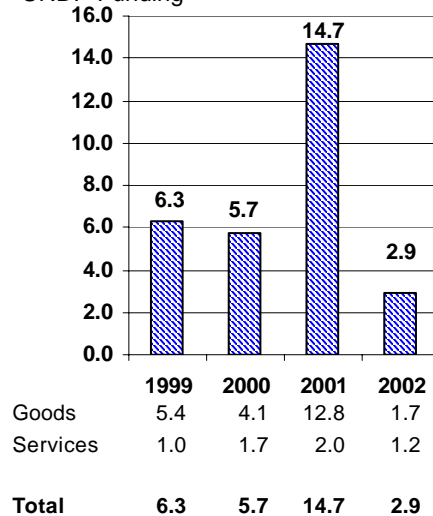
**1. Procurement Trend**

(USD Millions)

UN SYSTEM (All Sources of Funding)



UNDP Funding



**2. Procurement by Agency of Goods & Services**

(USD Millions)

WHO	15.4
IAPSO	10.8
UN/PD	9.7
PAHO	9.3
UNFPA	8.7
WFP	7.5
UNRWA	4.8
UNOPS	2.6
FAO	2.4
IAEA	2.2
UNHCR	1.9
UNICEF	1.1
UNDP/HQ	0.7
DEX	0.6
UNIDO	0.4
UNON	0.3
UNOG	0.2
UNESCO	0.2
WMO	0.1
ILO	0.1
ECA	0.1

**Total: 79.2**

**3. Commonly Procured Goods & Services**

**Goods**

- Agricultural Chemicals
- Automotive Workshop Equipment
- Electrical Equipment
- Fishing Equipment
- Pharmaceuticals
- Salt Iodization Equipment
- Office Supplies

**Services**

- Aircraft Maintenance
- Education and Training
- Printing Services
- Transportation
- Urban Development

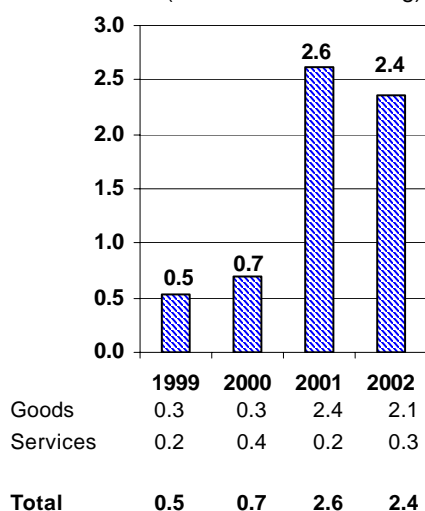


<b>Share of Total Procurement Value 2002</b>			
<b>Goods &amp; Services</b>			
UN SYSTEM	USD	2.4 mill.	0.05 %
UNDP	USD	0.1 mill.	0.02%
<b>Contribution to UNDP Regular Resources 2002</b>			
	USD	2.6 mill.	

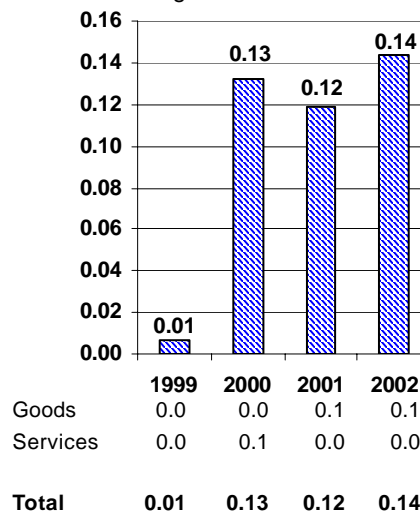
**1. Procurement Trend**

(USD Millions)

UN SYSTEM (All Sources of Funding)



UNDP Funding



**2. Procurement by Agency of Goods & Services**

(USD Millions)

UN/PD	2.1
NEX	0.1
UNON	0.1
ICAO	0.1
<b>Total:</b>	<b>2.4</b>

**3. Commonly Procured Goods & Services**

**Goods**

- Dairy Products
- Meat
- Medical Supplies

**Services**

- Rural Development
- Food Processing



**Share of Total Procurement Value 2002**

**Goods & Services**

UN SYSTEM USD 10.7 mill. 0.23 %  
 UNDP USD 0.00 mill. 0.00 %

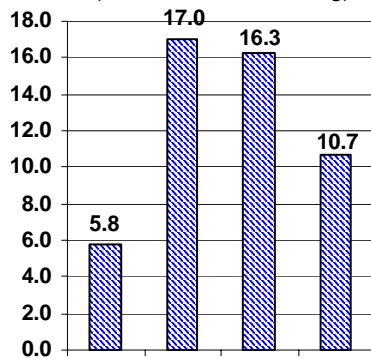
**Contribution to UNDP Regular Resources 2002**

USD 79.3 mill.

**1. Procurement Trend**

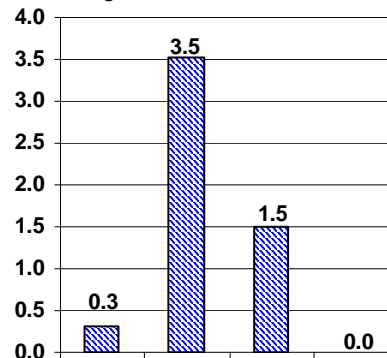
(USD Millions)

UN SYSTEM (All Sources of Funding)



	1999	2000	2001	2002
Goods	5.3	12.8	11.3	8.8
Services	0.5	4.2	5.0	1.8
<b>Total</b>	<b>5.8</b>	<b>17.0</b>	<b>16.3</b>	<b>10.7</b>

UNDP Funding



	1999	2000	2001	2002
Goods	0.3	3.2	1.5	0.0
Services	0.0	0.3	0.0	0.0
<b>Total</b>	<b>0.3</b>	<b>3.5</b>	<b>1.5</b>	<b>0.0</b>

**2. Procurement by Agency of Goods & Services**

(USD Millions)

UNICEF	3.3
UNHCR	2.3
UNOPS	1.8
WFP	1.4
UN/PD	0.9
UNON	0.4
FAO	0.3
WHO	0.2
UNRWA	0.1
UNOG	0.1
<b>Total:</b>	<b>10.7</b>

**3. Commonly Procured Goods & Services**

**Goods**

- Electrical Equipment
- Medical Supplies
- Pharmaceuticals
- Pre-Fabricated Housing Units
- Refrigeration Systems
- Resuscitators, Respirators
- Water Storage Tanks

**Services**

- Environmental Consultancies
- Printing Services

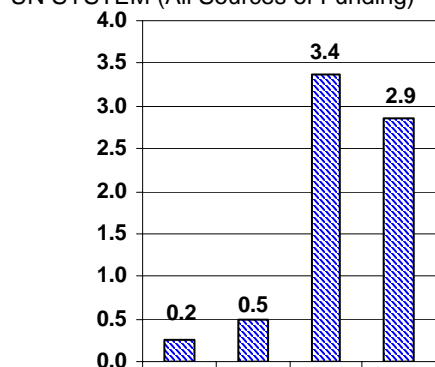


<b>Share of Total Procurement Value 2002</b>			
<b>Goods &amp; Services</b>			
UN SYSTEM	USD	2.9 mill.	0.06 %
UNDP	USD	0.00 mill.	0.00 %
<b>Contribution to UNDP Regular Resources 2001</b>			
	USD	2.8 mill.	

**1. Procurement Trend**

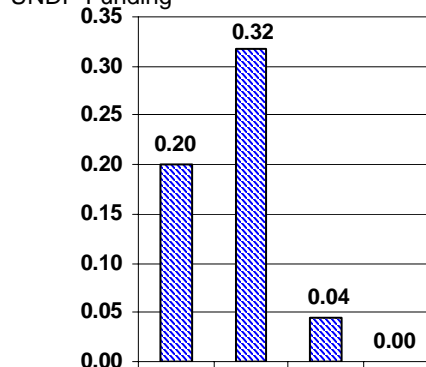
(USD Millions)

UN SYSTEM (All Sources of Funding)



	1999	2000	2001	2002
Goods	0.2	0.4	2.1	1.5
Services	0.0	0.1	1.3	1.4
<b>Total</b>	<b>0.3</b>	<b>0.5</b>	<b>3.4</b>	<b>2.9</b>

UNDP Funding



	1999	2000	2001	2002
Goods	0.0	0.3	0.04	0.0
Services	0.0	0.0	0.0	0.0
<b>Total</b>	<b>0.0</b>	<b>0.3</b>	<b>0.04</b>	<b>0.0</b>

**2. Procurement by Agency of Goods & Services**

(USD Millions)

UNRWA	1.4
UN/PD	1.4
Others	0.1
<b>Total:</b>	<b>2.9</b>

**3. Commonly Procured Goods & Services**

**Goods**

- Kerosene Stoves
- Agricultural Equipment
- Seeds
- Water Pipes

**Services**

- -
- -

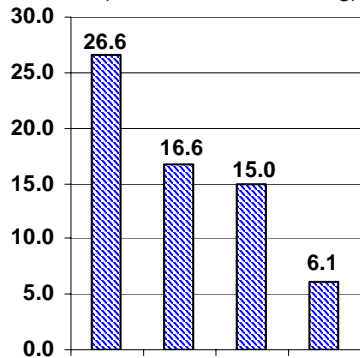


<b>Share of Total Procurement Value 2002</b>			
<b>Goods &amp; Services</b>			
UN SYSTEM	USD	6.1 mill.	0.13 %
UNDP	USD	0.2 mill.	0.02 %
<b>Contribution to UNDP Regular Resources 2001</b>			
	USD	6.0 mill.	

**1. Procurement Trend**

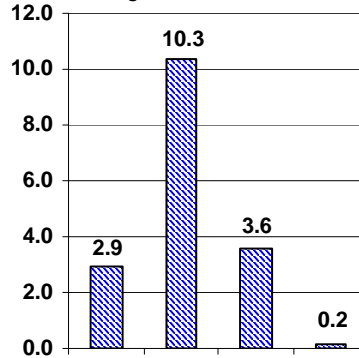
(USD Millions)

UN SYSTEM (All Sources of Funding)



	1999	2000	2001	2002
Goods	25.4	12.5	12.5	5.8
Services	1.2	4.1	2.5	0.3
<b>Total</b>	<b>26.6</b>	<b>16.6</b>	<b>15.0</b>	<b>6.1</b>

UNDP Funding



	1999	2000	2001	2002
Goods	2.8	7.9	1.6	0.2
Services	0.1	2.4	2.0	0.0
<b>Total</b>	<b>2.9</b>	<b>10.3</b>	<b>3.6</b>	<b>0.2</b>

**2. Procurement by Agency of Goods & Services**

(USD Millions)

UNICEF	1.6
FAO	1.5
ICAO	0.8
UNIDO	0.6
UNOPS	0.4
IAEA	0.3
WFP	0.3
UN/PD	0.3
UNDP/DEX	0.1
UNDP/NEX	0.1
PAHO	0.1
<b>Total:</b>	<b>6.1</b>

**3. Commonly Procured Goods & Services**

**Goods**

- Electrical Motors & Generators
- Fabricated Metal Products
- Gases
- Medical Supplies
- Pharmaceuticals
- Chemicals

**Services**

- Education & Training
- Strategic Planning

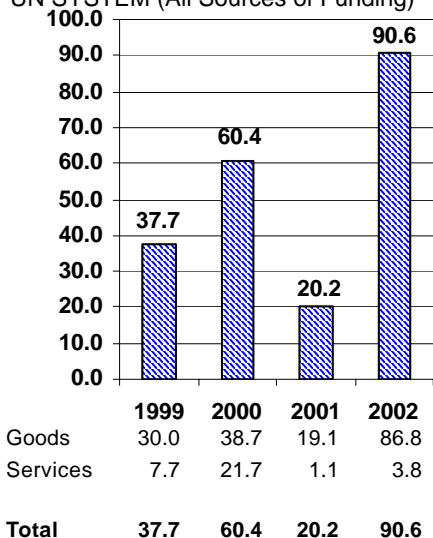


<b>Share of Total Procurement Value 2002</b>			
<b>Goods &amp; Services</b>			
UN SYSTEM	USD	90.6 mill.	1.99 %
UNDP	USD	0.9 mill.	0.09 %
<b>Contribution to UNDP Regular Resources 2002</b>			
	USD	53.7 mill.	

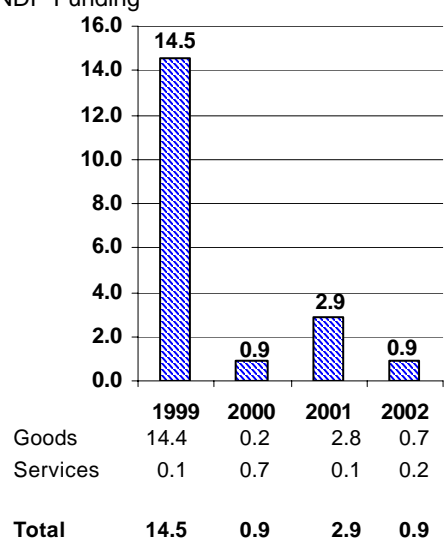
**1. Procurement Trend**

(USD Millions)

UN SYSTEM (All Sources of Funding)



UNDP Funding



**2. Procurement by Agency of Goods & Services**

(USD Millions)

WIPO	71.9
UNICEF	6.2
UN/PD	3.5
UNOPS	2.3
UNHCR	2.0
WFP	1.1
UNON	1.0
DEX	0.5
WHO	0.4
FAO	0.3
UNRWA	0.2
IAPSO	0.2
UNESCO	0.2
UNOG	0.1
IAEA	0.1
UNIDO	0.1
NEX	0.1
PAHO	0.1
<b>Total:</b>	<b>90.6</b>

**3. Commonly Procured Goods & Services**

**Goods**

- Drilling Rigs
- Generators
- Material Handling Equipment
- Medical Supplies
- Paper
- Trucks
- Vehicles

**Services**

- Engineering Consultancies
- Insurance Services
- Printing Services



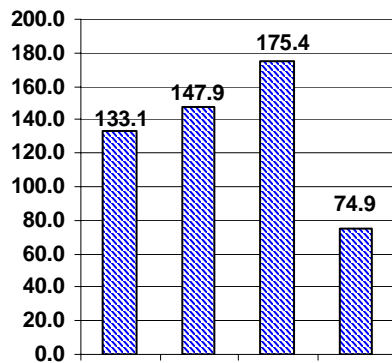


<b>Share of Total Procurement Value 2002</b>		
<b>Goods &amp; Services</b>		
UN SYSTEM	USD 74.9 mill.	1.64 %
UNDP	USD 2.8 mill.	0.31 %
<b>Contribution to UNDP Regular Resources 2002</b>		
	USD 33.3 mill.	

**1. Procurement Trend**

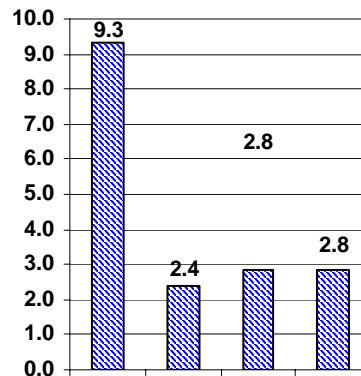
(USD Millions)

UN SYSTEM (All Sources of Funding)



	1999	2000	2001	2002
Goods	107.2	109.2	129.8	39.7
Services	25.9	38.7	45.6	35.2
<b>Total</b>	<b>133.1</b>	<b>147.9</b>	<b>175.4</b>	<b>74.4</b>

UNDP Funding



	1999	2000	2001	2002
Goods	7.7	1.9	8.6	2.8
Services	1.6	0.4	0.6	0.0
<b>Total</b>	<b>9.3</b>	<b>2.4</b>	<b>9.2</b>	<b>2.8</b>

**2. Procurement by Agency of Goods & Services**

(USD Millions)

UNOG	21.5
UN/PD	12.5
WHO	10.4
UNHCR	9.1
UNOPS	6.5
ILO	5.5
UNICEF	2.0
NEX	1.7
UNON	0.9
FAO	0.7
UNFPA	0.7
PAHO	0.6
IAEA	0.6
UNRWA	0.5
UNESCO	0.5
UNIDO	0.4
ECA	0.2
ITU	0.1
WFP	0.1
UNCTAD	0.1

**Total: 74.9**

**3. Commonly Procured Goods & Services**

**Goods**

- Audio Visual Equipment
- Drilling Rigs
- Earth Moving Equipment
- Engines and Turbines
- Medical Supplies
- Pharmaceuticals
- Water Pipes & Pumps

**Services**

- Management Advisory Services
- Farming Systems
- Environmental Science



**Share of Total Procurement Value 2002**

**Goods & Services**

UN SYSTEM USD 132.6 mill. 2.91 %  
 UNDP USD 15.7 mill. 1.70 %

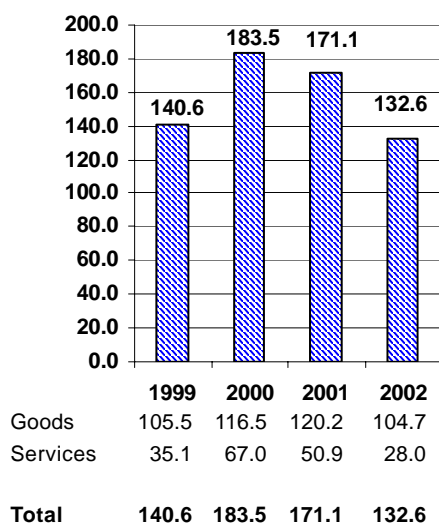
**Contribution to UNDP Regular Resources 2002**

USD 56.3 mill.

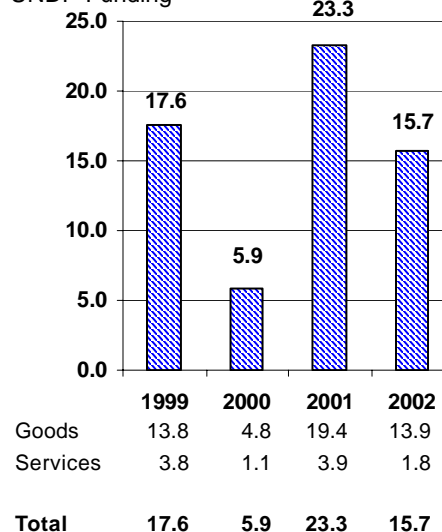
**1. Procurement Trend**

(USD Millions)

UN SYSTEM (All Sources of Funding)



UNDP Funding



**2. Procurement by Agency of Goods & Services**

(USD Millions)

UN/PD	39.7
UNICEF	11.7
UNOPS	11.0
WFP	10.4
UNFPA	8.8
UNHCR	7.9
FAO	6.3
UNON	6.2
IAPSO	5.7
UNOG	5.5
UNESCO	3.8
WHO	3.1
IAEA	3.0
UNDP/NEX	2.4
UNDP/DEX	1.8
ITU	1.6
UNDP/HQ	1.2
UNIDO	0.7
UNRWA	0.5
ICTR	0.4
ECA	0.4
UNOV	0.2
Others	0.3

**Total: 132.6**

**3. Commonly Procured Goods & Services**

**Goods**

- Audio Visual Equipment
- Computer Equipment
- Laboratory Equipment
- Office Equipment & Supplies
- Ozone Depleting Substances Phaseout Equipment
- Pharmaceuticals

**Services**

- Management Advisory Services
- Printing Services
- Technical Studies
- Tourism Planning & Development Consultancies



**Share of Total Procurement Value 2002**

**Goods & Services**

UN SYSTEM USD 415.9 mill. 9.12 %  
 UNDP USD 67.8 mill. 7.33 %

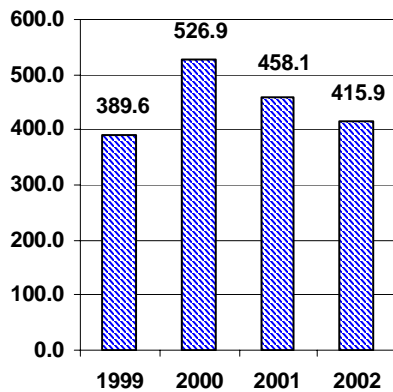
**Contribution to UNDP Regular Resources 2001**

USD 91.1 mill.

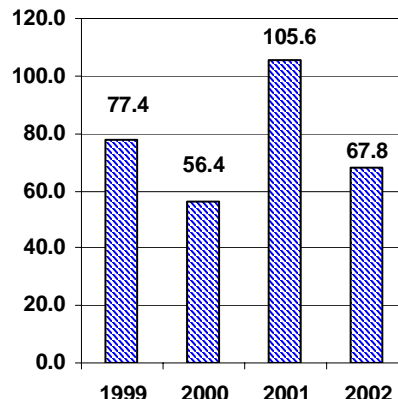
**1. Procurement Trend**

(USD Millions)

UN SYSTEM (All Sources of Funding)



UNDP Funding



	1999	2000	2001	2002
Goods	247.2	230.0	269.7	197.5
Services	142.4	296.9	188.4	218.4
<b>Total</b>	<b>389.6</b>	<b>526.9</b>	<b>458.1</b>	<b>415.9</b>

	1999	2000	2001	2002
Goods	64.1	33.2	73.3	24.0
Services	13.3	23.2	32.3	43.8
<b>Total</b>	<b>77.4</b>	<b>56.4</b>	<b>105.6</b>	<b>67.8</b>

**2. Procurement by Agency of Goods & Services**

(USD Millions)

UN/PD	194.4
UNDP/HQ	40.5
UNOPS	29.4
IAEA	25.6
PAHO	24.6
UNFPA	17.7
UNICEF	17.6
NEX	15.1
ILO	13.7
WFP	10.8
ICAO	5.2
UNOG	4.1
UNIDO	2.8
FAO	2.5
WHO	2.5
UNHCR	1.8
IAPSO	1.8
ECA	1.4
UNDP/DEX	1.2
ICTR	1.2
UNRWA	0.8
ECLAC	0.4
WMO	0.3
UNON	0.2
Others	0.3

**Total: 415.9**

**3. Commonly Procured Goods & Services**

**Goods**

- Air Traffic Control Equipment
- Computer Equipment
- Electronic Equipment
- Medical Supplies
- Ozone Depleting Substances Phaseout Equipment
- Pharmaceuticals

**Services**

- Construction Consultancies
- EDP Consultancies
- Environmental Management Consultancies
- Engineering Consultancies
- Insurance Services
- Management Advisory Services
- Printing & Publishing Services

# **ANNEXES**

## ABBREVIATIONS

<b>AFDB</b>	African Development Bank	<b>UNCTAD</b>	United Nations Conference on Trade and Development
<b>ASDB</b>	Asian Development Bank	<b>UNDCP</b>	United Nations Drug Control Program
<b>DEX</b>	Direct Execution	<b>UNDP</b>	United Nations Development Program
<b>ECA</b>	Economic Commission for Africa	<b>UNEP</b>	United Nations Environmental Program
<b>ECE</b>	Economic Commission for Europe	<b>UNESCO</b>	United Nations Educational Scientific and Cultural Organization
<b>ECLAC</b>	Economic Commission for Latin America & the Caribbean	<b>UNFPA</b>	United Nations Population Fund
<b>ESCAP</b>	Economic Commission for Asia and the Pacific	<b>UNHCR</b>	United Nations High Commissioner for Refugees
<b>ESCWA</b>	Economic & Social Commission for Western Asia	<b>UNICEF</b>	United Nations Children's Fund
<b>FAO</b>	Food and Agricultural Organization of the United Nations	<b>UNICRI</b>	United Nations Interregional Crime and Justice Research Institute
<b>GATT</b>	General Agreement on Tariffs and Trade	<b>UNIDIR</b>	United Nations Institute for Disarmament Research
<b>HABITAT</b>	See UNCHS	<b>UNIDO</b>	United Nations Industrial Development Organization
<b>IAEA</b>	International Atomic Energy Agency	<b>UNITAR</b>	United Nations Institute for Training and Research
<b>IAPSO</b>	Inter-Agency Procurement Services Office (UNDP)	<b>UN/OCHA</b>	United Nations Office for the Coordination of Humanitarian Affairs
<b>IBRD</b>	International Bank for Reconstruction & Development	<b>UNOG</b>	United Nations Office at Geneva
<b>ICAO</b>	International Civil Aviation Organization	<b>UNOPS</b>	United Nations Office for Project Services
<b>ICJ</b>	International Court of Justice	<b>UNOV</b>	United Nations Office in Vienna
<b>IDA</b>	International Development Association	<b>UN/PD</b>	UN Procurement Division
<b>IDB</b>	Inter-American Development Bank	<b>UNRISD</b>	United Nations Research Institute for Social Development
<b>IFAD</b>	International Fund for Agricultural Development	<b>UNRWA</b>	United Nations Relief and Works Agency
<b>IFC</b>	International Finance Corporation	<b>UNU</b>	United Nations University
<b>ILO</b>	International Labor Organization	<b>UNV</b>	United Nations Volunteers
<b>IMF</b>	International Monetary Fund	<b>UPU</b>	Universal Postal Union
<b>IMO</b>	International Maritime Organization	<b>WB</b>	World Bank
<b>INSTRAW</b>	International Research and Training Institute for the Advancement of Women	<b>WFC</b>	World Food Council
<b>ITC</b>	International Trade Center	<b>WFP</b>	World Food Programme
<b>ITU</b>	International Telecommunications Union	<b>WHO</b>	World Health Organization
<b>NEX</b>	National Execution	<b>WIPO</b>	World Intellectual Property Organization
<b>PAHO</b>	Pan American Health Organization	<b>WMO</b>	World Meteorological Organization
<b>TCDC</b>	Technical Cooperation among Developing Countries	<b>WTO</b>	World Tourism Organization
<b>UMDC</b>	Under-Utilized Major Donor Country		
<b>UN</b>	United Nations		
<b>UNCHS</b>	United Nations Centre for Human Settlements		
<b>UNDP/ASD</b>	Administration Services Division		
<b>UN/FALD</b>	UN Field Administration and Logistics Division		

**DEVELOPING COUNTRIES/  
ECONOMIES IN TRANSITION**

1	Afghanistan	46	Ecuador
2	Albania	47	Egypt
3	Algeria	48	El Salvador
4	Angola	49	Equatorial Guinea
5	Antigua & Barbuda	50	Eritrea
6	Argentina	51	Estonia
7	Armenia	52	Ethiopia
8	Azerbaijan	53	Fiji
9	Bahamas	54	Gabon
10	Bahrain	55	Gambia
11	Bangladesh	56	Georgia
12	Barbados	57	Ghana
13	Belarus	58	Grenada
14	Belize	59	Guatemala
15	Benin	60	Guinea
16	Bhutan	61	Guinea-Bissau
17	Bolivia	62	Guyana
18	Bosnia & Herzegovina	63	Haiti
19	Botswana	64	Honduras
20	Brazil	65	Hungary
21	Brunei Darussalam	66	India
22	Bulgaria	67	Indonesia
23	Burkina Faso	68	Iran
24	Burundi	69	Iraq
25	Cambodia	70	Jamaica
26	Cameroon	71	Jordan
27	Cape Verde	72	Kazakhstan
28	Central African Republic	73	Kenya
29	Chad	74	Kiribati
30	Chile	75	Kuwait
31	China	76	Kyrgyzstan
32	Colombia	77	Lao, People's Democratic Rep. of
33	Comoros	78	Latvia
34	Congo	79	Lebanon
35	Congo, Democratic Republic of	80	Lesotho
36	Costa Rica	81	Liberia
37	Côte D'Ivoire	82	Libya Arab Jamahiriya
38	Croatia	83	Lithuania
39	Cuba	84	Macedonia (TFYR)
40	Cyprus	85	Madagascar
41	Czech Republic	86	Malawi
42	Dem.People's Republic of Korea	87	Malaysia
43	Djibouti	88	Maldives
44	Dominica	89	Mali
45	Dominican Republic	90	Malta

91	Marshall Islands	135	St. Lucia
92	Mauritania	136	St. Vincent & the Grenadines
93	Mauritius	137	Sudan
94	Mexico	138	Suriname
95	Micronesia	139	Swaziland
96	Moldova Republic of	140	Syrian Arab Republic
97	Mongolia	141	Tajikistan
98	Morocco	142	Thailand
99	Mozambique	143	Togo
100	Myanmar	144	Tonga
101	Namibia	145	Trinidad & Tobago
102	Nauru	146	Tunisia
103	Nepal	147	Turkey
104	Nicaragua	148	Turkmenistan
105	Niger	149	Uganda
106	Nigeria	150	Ukraine
107	Oman	151	United Arab Emirates
108	Pakistan	152	United Republic of Tanzania
109	Palau	153	Uruguay
110	Panama	154	Uzbekistan
111	Papaua New Guinea	155	Vanuatu
112	Paraguay	156	Venezuela
113	Peru	157	Viet Nam
114	Philippines	158	Yemen
115	Poland	159	Yugoslavia
116	Qatar	160	Zambia
117	Republic of Korea	161	Zimbabwe
118	Romania		
119	Rwanda		
120	Samoa		
121	San Marino		
122	Sao Tome & Principe		
123	Saudi Arabia		
124	Senegal		
125	Seychelles		
126	Sierra Leone		
127	Singapore		
128	Slovakia		
129	Slovenia		
130	Solomon Islands		
131	Somalia		
132	South Africa		
133	Sri Lanka		
134	St. Kitts & Nevis		

## INDUSTRIALIZED COUNTRIES

1. Andorra
2. Australia
3. Austria
4. Belgium
5. Canada
6. Denmark
7. Finland
8. France
9. Germany
10. Greece
11. Iceland
12. Ireland
13. Italy
14. Japan
15. Liechtenstein
16. Luxembourg
17. Monaco
18. Netherlands
29. New Zealand
20. Norway
21. Portugal
22. Russian Federation
23. Spain
24. Sweden
25. Switzerland
27. United Kingdom
28. United States of America



**For further information regarding this publication contact:**

**United Nations Development Programme  
Inter-Agency Procurement Agency**  
Midtermolen 3  
P.O. Box 2530  
DK-2100 Copenhagen Ø  
Denmark

tel: (+45) 35 46 70 00  
fax: (+45) 35 46 70 01  
e-mail: [registry.iapso@iapso.org](mailto:registry.iapso@iapso.org)  
Internet: [www.iapso.org](http://www.iapso.org)

