

# Annual Statistical Report 2001



- **Procurement of Goods & Services**
  - All Sources of Funding
  - UNDP Funding
- **Procurement from DAC Member Countries**
- **International & National Project Personnel**
- **United Nations Volunteers**
- **Fellowships**

Published:  
August 2002  
by



# **Annual Statistical Report 2001**

## **Procurement of Goods and Services**

- **All Sources of Funding**
- **UNDP Funding**

## **Procurement from DAC Member Countries**

## **International & National Project Personnel**

## **United Nations Volunteers**

## **Fellowships**

**August 2002**

Copyright © 2002  
by the United Nations Development Programme  
1 UN Plaza, New York, NY 10017, USA

All rights reserved. No part of this publication may be reproduced, stored in a retrieval system or transmitted, in any form or by any means, electronic, photocopying, recording or otherwise, without prior permission of UNDP/IAPSO.

# TABLE OF CONTENTS

---

<b>INTRODUCTION .....</b>	<b>1</b>
---------------------------	----------

---

<b>GLOSSARY OF TERMS .....</b>	<b>3</b>
--------------------------------	----------

---

<b>EXECUTIVE SUMMARY: ALL SOURCES OF FUNDING (UN SYSTEM) .....</b>	<b>5</b>
--	----------

---

## **PROCUREMENT OF GOODS AND SERVICES - ALL SOURCES OF FUNDING**

Procurement of goods by country of procurement and services by country of head office .....	13
Procurement by UN agency .....	16
Procurement of goods by country of procurement and source of funding .....	17
Procurement of goods by UN agency and country of procurement .....	20
Procurement of services by contractor's country of head office and source of funding .....	32
Procurement of services by UN agency and contractor's country of head office .....	35
Major Equipment ordered by UN agency .....	47
Major Subcontracts placed by UN agency .....	91
Top Ten Items/Product Groups procured by UN agency .....	116
Summary of Project Personnel by Nationality .....	123

---

<b>EXECUTIVE SUMMARY: UNDP FUNDING .....</b>	<b>127</b>
--	------------

---

## **PROCUREMENT OF GOODS AND SERVICES - UNDP FUNDING**

Procurement of goods by country of procurement and services by country of head office .....	135
Procurement by UN agency .....	138
Procurement of goods by UN agency and country of procurement .....	139
Procurement of services by UN agency and contractor's country of head office .....	148
National Execution: Total procurement of goods and services .....	154
National Execution: Cost of Goods and Services ordered by Country Office .....	157
Direct Execution: Total procurement of goods and services .....	160
Direct Execution: Cost of Goods and Services ordered by Country Office .....	163
National Execution: Major Equipment ordered .....	166
National Execution: Major contracts awarded .....	176

---

<b>PROCUREMENT FROM DAC MEMBER COUNTRIES .....</b>	<b>197</b>
--	------------

---

Australia .....	199
Austria .....	200
Belgium .....	201
Canada .....	202
Denmark .....	203

Finland .....	204
France .....	205
Germany .....	206
Ireland .....	207
Italy .....	208
Japan .....	209
Luxemburg .....	210
Netherlands .....	211
New Zealand .....	212
Norway .....	213
Portugal .....	214
Spain .....	215
Sweden .....	216
Switzerland .....	217
United Kingdom .....	218
United States .....	219

---

<b>ANNEXES .....</b>	<b>221</b>
----------------------	------------

---

1. Abbreviations .....	223
2. Developing Countries .....	224
3. Industrialized Countries .....	225

# INTRODUCTION

## BACKGROUND

The first annual statistical report on procurement by UN agencies in respect of operational activities, prepared by the Inter-Agency Procurement Services Office (IAPSO) of the United Nations Development Programme, was submitted to the 39th session of the General Assembly (Doc. A/39/417) in 1984. By resolution 39/220 the General Assembly established the need for recurrent reporting of such information on operational activities and encouraged organizations of the UN system to co-operate with IAPSO in this important exercise.

To obtain more complete reporting on operational activities, data on other components of technical cooperation, such as project personnel, United Nations Volunteers and fellowships was included as from 1991. Experience has shown that it has proven very difficult for a great number of agencies and UNDP field office to provide data on personnel components in the required format. Several UN agencies encounter difficulties in apportioning cost of the personnel components in view of insufficient links between administrative and financial records. Resulting in less than representative data being available for presentation in the Annual Statistical Report.

## PREPARATIONS

Statistical data on procurement of goods and services and the personnel components for operational activities are requested from 42 UN organizations as well as by UNDP's network of Country Offices. To facilitate collection and compilation of the large number of data, IAPSO provides pro-forma tables available from the IAPSO website or on diskette, together with instructions for completing the reporting requirements.

The 2001 report compiles information provided by 31 UN organizations and 111 UNDP Country Offices. IAPSO relies entirely on the co-operation of the reporting entities and, in general, the responses have been encouraging and the quality of data has steadily improved from previous years. The information from UNDP Country Offices was provided for projects under National Execution (NEX) and Direct Execution (DEX) modalities.

Data collection from UN agencies involves processing of reports on procurement of goods and services received from supply divisions and procurement units. Data on procurement is reported based on country of procurement for goods and country of head office for services. Moreover, procurement orders and contracts for services are reported on the basis of contract amount and not on expenditures incurred. It is, at the present time, not feasible for most UN agencies to report data based on country of origin of goods nor on actual expenditures.

Data on procurement of goods and services are based on reports from ECLAC, ESCAP, ESCWA, FAO, IAEA, ICAO, ILO, ITU, OCHA, PAHO, UN/PD, UNCTAD, UNDP HQ, UNDP/IAPSO, UNECA, UNECE, UNESCO, UNFPA, UNHCR, UNICEF, UNIDO, UNOG, UNON, UNOPS, UNOV, UNRWA, WFP, WHO, WIPO, WMO and WTO. No data were reported by CTBTO, IDB, IFAD, ICTY, IMO, UNDCP, and UPU.

Almost all UNDP country offices supplied data on the procurement of goods and services, except for the following based in these countries; Central African Republic, Cameroon, Comoros, Costa Rica, Djibouti, North Korea, Fiji, Jamaica, Jordan, Kuwait, Lesotho, Libyan Arab Jamahiriya, Liberia, Mauritania, Mexico, Nicaragua, Qatar, Samoa, Slovakia, Sudan, Syrian Arab Republic, Uganda, Zambia.

## TRENDS for 2001

The overall procurement volume of UN Agencies during 2001 increased to USD 4.5 billion from USD 3.7 billion in 2000, representing an increase of approx. 20%. This increase can largely be attributed to substantial growth in annual procurement volume by the following agencies; ICAO, PAHO, UNDP (DEX, NEX, IAPSO and Headquarters), UNFPA, UNICEF, UN/PD, UNON and WFP.

Procurement from Developing countries has increase by over USD 300 million in absolute terms however has only shown a marginal increase in percentage terms (0.9%) from the previous year. This is due to the overall increase in total UN procurement volume. 2001 is the first year that two developing countries amongst the top ten countries to supply the UN system, these are India and Iraq. India is the second largest supplier to the UN system, supplying primarily Emergency Shelter and Housing, Medical and Reproductive Health Equipment, Telecommunications Equipment and IT consultancies. Iraq benefited from a vast increase in construction services contracted primarily by UNON throughout 2001.

# Glossary of Terms

<b>Procurement:</b>	Refers to the acquisition of goods and services.
<b>Goods:</b>	Comprises both equipment and supplies.
<b>Services:</b>	Concerns subcontracts with contractors or consulting firms and does not include hiring of individual experts and consultants.
<b>International Project Personnel:</b>	Experts and consultants hired internationally for technical cooperation activities.
<b>National Project Personnel:</b>	National personnel of all categories, including experts and consultants, hired locally for technical cooperation activities.
<b>United Nations Volunteers:</b>	Volunteers administered by the United Nations Volunteers for technical co-operation activities and humanitarian assistance.
<b>Fellowships:</b>	Scholarships and study tours awarded to individuals for study and training within various operational activity programmes. Group training activities, seminars, etc., which do not involve individual award of a scholarship are not included.
<b>Developing Country (DC)/ Economies in Transition:</b>	Relates to a country for which UNDP provides financial/technical assistance. The list of countries is attached as Annex 2.
<b>All sources of UN funding:</b>	Covers technical cooperation and other development assistance from regular, extra budgetary and trust funds, as well as emergency, humanitarian and peacekeeping operations.
<b>National Execution (NEX):</b>	Operational arrangement whereby the recipient government assumes responsibility for execution of technical assistance projects and programmes, mainly under UNDP funding.
<b>Direct Execution (DEX):</b>	Operational arrangement whereby UNDP in special circumstances assumes responsibility and accounts for the performance of the execution of technical assistance projects and programmes, mainly under UNDP funding.
<b>UNDP Funding:</b>	Funds allocated to technical cooperation from core funds, special programme resources and UNDP administered trust funds such as the Global Environmental Facility (GEF) and Montreal Protocol, including cost sharing contributions.
<b>Agency Programme (AP):</b>	Funds allocated to operational activities from the regular programme of the reporting agency.



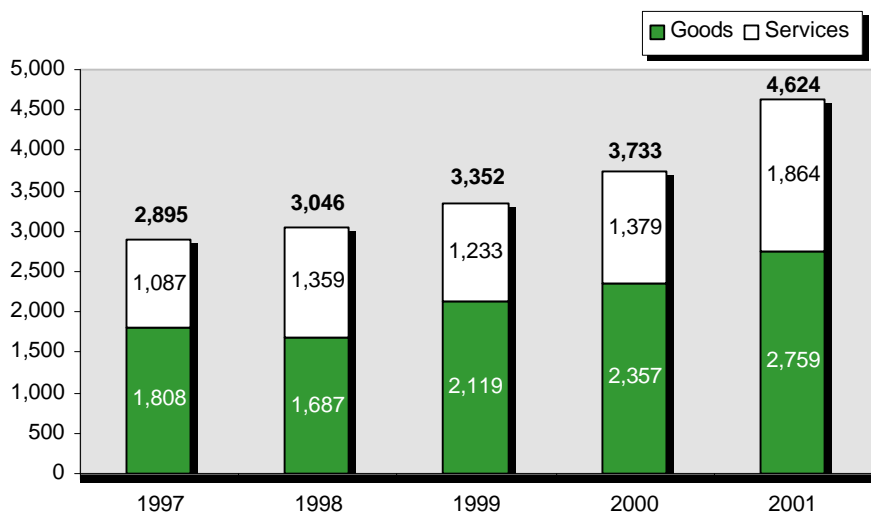
# **EXECUTIVE SUMMARY**

**All Sources of Funding**

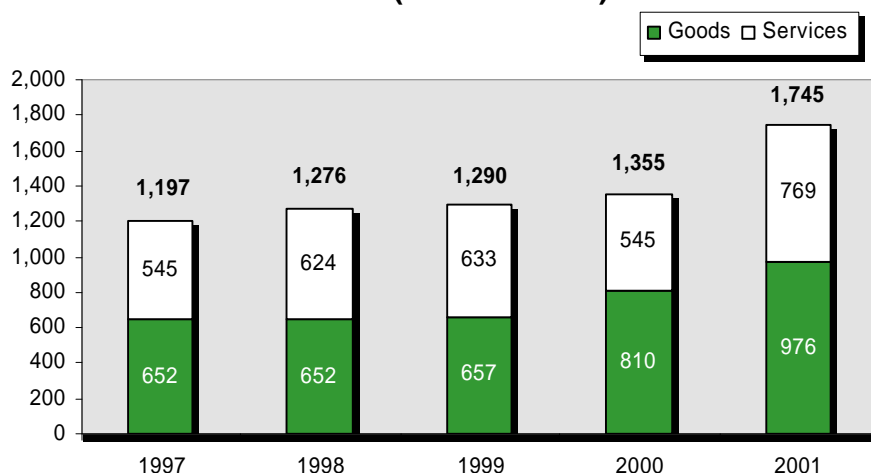
**(UN SYSTEM)**



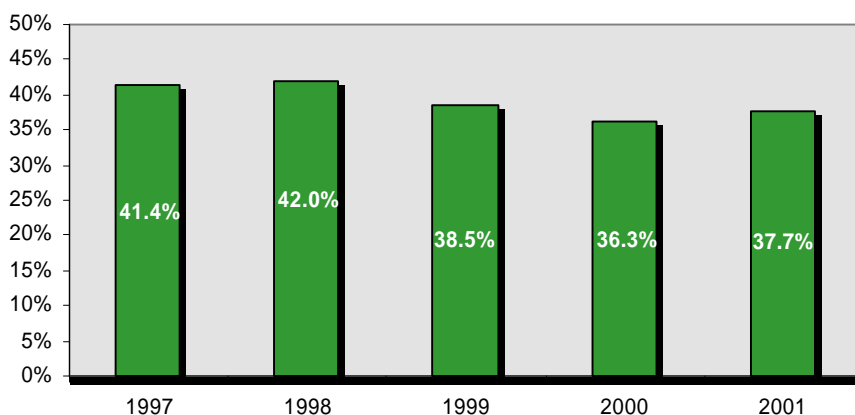
**TOTAL PROCUREMENT OF GOODS AND SERVICES**  
**for operational activities of the UN System**  
**(technical cooperation, humanitarian assistance and peace keeping operations)**  
**(USD Millions)**



**PROCUREMENT FROM DEVELOPING COUNTRIES**  
**(USD Millions)**



**PROCUREMENT FROM DEVELOPING COUNTRIES**  
**(Percentage of Total Procurement)**



# TOTAL PROCUREMENT BY UN AGENCY, INCLUDING NATIONAL EXECUTION (NEX) : 2000 - 2001

ALL SOURCES OF FUNDING					(USD Millions)			
AGENCY	2000				2001			
	GOODS	SERVICES	TOTAL	(%)	GOODS	SERVICES	TOTAL	(%)
ESCAP	6.28	0.52	6.80	0.18%	2.15	2.53	4.68	0.10%
ESCWA	0.96	1.45	2.41	0.06%	1.10	1.39	2.48	0.05%
ECE	Data included in UNOG figures				Data included in UNOG figures			
ECLAC	1.43	1.42	2.84	0.08%	1.45	1.25	2.70	0.06%
FAO	135.16	13.25	148.40	3.98%	126.20	26.83	153.03	3.31%
IAEA	42.80	12.19	54.99	1.47%	52.85	13.23	66.08	1.43%
ICAO	12.37	4.47	16.83	0.45%	74.42	2.72	77.14	1.67%
IADB	Data not submitted				Data not submitted			
ICTY	20.50		20.50	0.55%	Data not submitted			
ILO	1.20	17.07	18.28	0.49%	12.25	21.38	33.63	0.73%
ITU	3.66	1.65	5.31	0.14%	1.40	0.10	1.50	0.03%
PAHO	139.47		139.47	3.74%	211.26		211.26	4.57%
UNCTAD	0.95	0.02	0.97	0.03%	0.39	1.40	1.78	0.04%
UNDP HQ	2.76	1.17	3.93	0.11%	5.00	15.00	20.00	0.43%
UNDP (DEX)	62.14	24.78	86.92	2.33%	49.10	175.28	224.38	4.85%
UNDP/IAPSO	87.98		87.98	2.36%	95.20		95.20	2.06%
UNDP (NEX)	175.01	235.05	410.06	10.98%	175.97	348.11	524.08	11.33%
UNECA	3.47	1.50	4.97	0.13%	5.25	3.51	8.76	0.19%
UNESCO (a)	19.91	91.00	110.91	2.97%	29.95		29.95	0.65%
UN/DPKO	60.11	29.89	90.00	2.41%	Data included in UN/PD figures			
UNFPA	61.72	5.72	67.44	1.81%	122.12	10.30	132.41	2.86%
UNHCR	40.81	10.46	51.27	1.37%	68.55	10.39	78.94	1.71%
UNICEF	502.16		502.16	13.45%	595.62		595.62	12.88%
UNIDO	7.53	32.61	40.14	1.08%	8.08	30.62	38.71	0.84%
UN/PD	255.54	342.52	598.07	16.02%	373.38	481.03	854.41	18.48%
UNOG	8.47	28.28	36.75	0.98%	10.62	30.06	40.68	0.88%
UNON	3.63	74.96	78.59	2.11%	4.95	155.88	160.82	3.48%
UNOPS (b)	104.64	49.39	154.03	4.13%	105.63	54.46	160.09	3.46%
UNOV	Data not submitted				3.10	1.77	4.87	0.11%
UNRWA	55.42	21.97	77.39	2.07%	65.55	33.48	99.03	2.14%
UNU	0.09	0.41	0.50	0.01%	No procurement data to report			
UPU	0.73	6.73	7.46	0.20%	Data not submitted			
WFP	357.58	367.18	724.76	19.41%	361.77	442.21	803.97	17.39%
WHO	93.80		93.80	2.51%	87.41		87.41	1.89%
WIPO (c)	83.03		83.03	2.22%	102.63		102.63	2.22%
WMO	5.42	0.72	6.13	0.16%	6.11	1.29	7.40	0.16%
WTO	0.03	0.02	0.05	0.00%	0.02		0.02	0.00%
<b>TOTAL</b>	<b>2,356.74</b>	<b>1,376.40</b>	<b>3,733.14</b>	<b>100.00%</b>	<b>2,759.48</b>	<b>1,864.21</b>	<b>4,623.69</b>	<b>100.00%</b>

(a) UNESCO was not in a position to be able to supply data pertaining to the Contracting of Services for 2001, this is due to the installation of an SAP system.

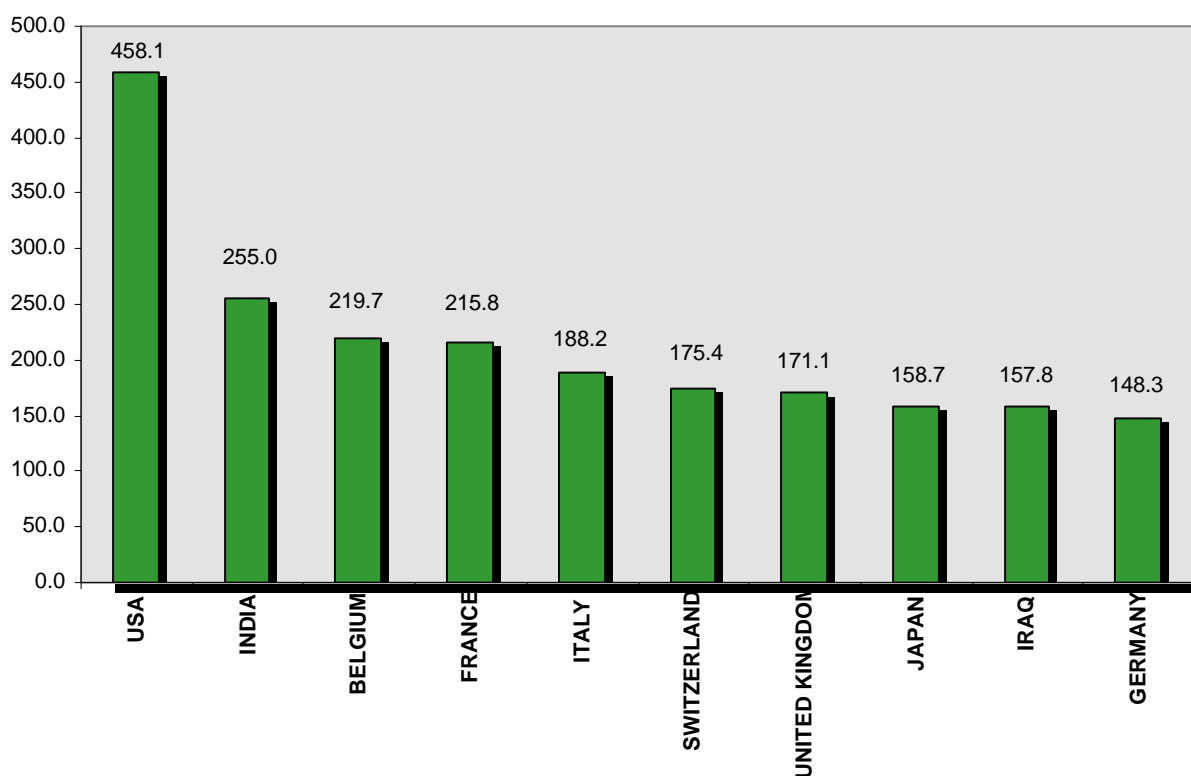
(b) The statistics presented are representative of all UNOPS procurement of goods and services processed through the Reality procurement system. Procurements that are not processed through the Reality system — including local purchases processed through UNDP Country Offices and certain Headquarters purchases — cannot currently be fully described without and exhaustive, in depth review of myriad individual transactions

(c) WIPO was not able to separate procurement of goods from services due to the development of an integrated software network.

**TEN MAJOR COUNTRIES OF SUPPLY TO THE UN SYSTEM : 2001**  
**UN System operational activities**  
**(technical cooperation, humanitarian assistance and peace keeping operations)**  
**(USD Millions)**

Countries	Goods	Services	Total	% of Total
1. USA	269.7	188.4	458.1	9.9%
2. India	176.6	78.4	255.0	5.5%
3. Belgium	216.2	3.5	219.7	4.8%
4. France	172.6	43.3	215.8	4.7%
5. Italy	139.3	48.9	188.2	4.1%
6. Switzerland	129.8	45.6	175.4	3.8%
7. United Kingdom	120.2	50.9	171.1	3.7%
8. Japan	156.4	2.4	158.7	3.4%
9. Iraq	9.4	148.4	157.8	3.4%
10. Germany	98.8	49.5	148.3	3.2%
<b>Top-Ten Subtotal</b>	<b>1,488.8</b>	<b>659.3</b>	<b>2,148.2</b>	<b>46.5%</b>
<b>Grand Total</b>	<b>2,759.5</b>	<b>1,864.2</b>	<b>4,623.7</b>	<b>100.0%</b>

**TEN MAJOR COUNTRIES OF SUPPLY TO THE UN SYSTEM :**  
**UN System operational activities**  
**(USD Millions)**



# **TOTAL PROCUREMENT OF GOODS & SERVICES**

**All Sources of Funding  
(UN SYSTEM)**



**TOTAL PROCUREMENT OF GOODS BY COUNTRY OF PROCUREMENT  
AND SERVICES BY COUNTRY OF HEAD OFFICE : 2000 - 2001**

ALL SOURCES OF FUNDING									(USD Thousand)
COUNTRY	2000				2001				
	GOODS	SERVICES	TOTAL	(%)	GOODS	SERVICES	TOTAL	(%)	
AFGHANISTAN	1,981.56		1,981.56	0.05%	4.00	149.35	153.35	0.00%	
ALBANIA	1,743.30	1,439.79	3,183.09	0.09%	1,796.09	570.94	2,367.03	0.05%	
ALGERIA	542.26	98.90	641.15	0.02%	707.61	23.37	730.98	0.02%	
ANDORRA	17.06		17.06	0.00%					
ANGOLA	1,105.59	26,688.08	27,793.67	0.74%	2,877.21	8,532.50	11,409.71	0.25%	
ANTIGUA & BARBUDA	21.90	28.27	50.17	0.00%	1.25		1.25	0.00%	
ARGENTINA	7,899.53	4,608.68	12,508.21	0.34%	11,646.36	512.49	12,158.85	0.26%	
ARMENIA	214.83	66.64	281.47	0.01%	1,341.65	241.63	1,583.28	0.03%	
AUSTRALIA	16,239.21	17,032.99	33,272.20	0.89%	23,407.69	19,757.94	43,165.63	0.93%	
AUSTRIA	14,534.90	5,788.91	20,323.81	0.54%	19,710.78	5,655.68	25,366.46	0.55%	
AZERBAIJAN	1,411.78	1,617.48	3,029.26	0.08%	1,328.03	309.89	1,637.92	0.04%	
BAHAMAS	226.61		226.61	0.01%	87.95		87.95	0.00%	
BAHRAIN	44.11	256.60	300.70	0.01%	661.55	86.40	747.95	0.02%	
BANGLADESH	4,279.28	3,354.30	7,633.58	0.20%	7,793.94	6,302.16	14,096.10	0.30%	
BARBADOS	2,691.00	214.83	2,905.83	0.08%	1,587.57	62.74	1,650.31	0.04%	
BELARUS	315.87	165.16	481.03	0.01%	331.72	231.19	562.91	0.01%	
BELGIUM	123,732.29	2,698.97	126,431.25	3.39%	216,150.68	3,539.79	219,690.48	4.75%	
BELIZE	428.65	53.85	482.50	0.01%	731.87		731.87	0.02%	
BENIN	1,155.36	1,798.80	2,954.16	0.08%	672.07	202.46	874.53	0.02%	
BHUTAN	1,772.72		1,772.72	0.05%	1,719.34	96.12	1,815.46	0.04%	
BOLIVIA	5,801.44	2,370.90	8,172.34	0.22%	2,993.61	2,833.37	5,826.98	0.13%	
BOSNIA AND HERZEGOVINA	2,426.77	451.80	2,878.56	0.08%	6,481.30	24,748.94	31,230.24	0.68%	
BOTSWANA	423.22	621.33	1,044.54	0.03%	652.96	310.68	963.64	0.02%	
BRAZIL	60,144.90	37,187.08	97,331.98	2.61%	59,063.37	48,812.15	107,875.52	2.33%	
BRUNEI DARUSSALAM		5.00	5.00	0.00%					
BULGARIA	357.77	7,720.68	8,078.45	0.22%	2,625.41	15,142.63	17,768.04	0.38%	
BURKINA FASO	1,487.98	215.87	1,703.85	0.05%	3,230.39	206.59	3,436.98	0.07%	
BURUNDI	2,808.89	853.76	3,662.65	0.10%	2,680.41	84.76	2,765.17	0.06%	
CAMBODIA	6,684.39	655.10	7,339.49	0.20%	5,203.61	3,196.57	8,400.17	0.18%	
CAMEROON	1,237.01	3,445.42	4,682.43	0.13%	2,879.76	312.63	3,192.39	0.07%	
CANADA	50,938.01	15,593.46	66,531.47	1.78%	49,750.87	10,627.83	60,378.70	1.31%	
CAPE VERDE	128.15	3.38	131.53	0.00%	236.79	33.20	269.99	0.01%	
CENTRAL AFRICAN REPUBLIC	532.87	162.66	695.53	0.02%	693.28	1,329.26	2,022.53	0.04%	
CHAD	1,141.05	221.89	1,362.94	0.04%	1,827.59	234.51	2,062.10	0.04%	
CHILE	16,831.25	2,690.65	19,521.90	0.52%	5,320.75	3,281.77	8,602.53	0.19%	
CHINA	12,196.59	3,413.91	15,610.50	0.42%	16,098.71	18,142.73	34,241.44	0.74%	
COLOMBIA	18,718.45	29,919.37	48,637.82	1.30%	10,178.02	49,501.95	59,679.97	1.29%	
COMOROS	236.84	30.88	267.72	0.01%	304.26	9.00	313.26	0.01%	
CONGO	3,357.61	107.74	3,465.35	0.09%	303.59	333.64	637.23	0.01%	
CONGO, DEM. REP.	2,571.99	1,369.21	3,941.20	0.11%	21,643.23	9,555.32	31,198.54	0.67%	
COSTA RICA	3,036.14	746.78	3,782.92	0.10%	3,311.33	646.06	3,957.39	0.09%	
COTE D'IVOIRE	1,250.97	837.45	2,088.42	0.06%	2,380.75	553.09	2,933.84	0.06%	
CROATIA	431.98	474.10	906.08	0.02%	2,013.30	74.68	2,087.97	0.05%	
CUBA	1,763.55	89.56	1,853.11	0.05%	3,345.84	141.17	3,487.01	0.08%	
CYPRUS	5,762.95	2,430.32	8,193.27	0.22%	6,374.38	4,687.47	11,061.85	0.24%	
CZECH REPUBLIC	1,516.25	232.56	1,748.81	0.05%	2,426.90	314.50	2,741.40	0.06%	
DENMARK	107,343.86	23,272.44	130,616.30	3.50%	112,019.39	9,538.01	121,557.40	2.63%	
DJIBOUTI	1,109.62	1,372.46	2,482.08	0.07%	191.08		191.08	0.00%	
DOMINICA		2.96	2.96	0.00%	24.26	12.62	36.88	0.00%	
DOMINICAN REPUBLIC	2,678.58	4,884.12	7,562.69	0.20%	4,055.25	2,710.66	6,765.91	0.15%	
DPR KOREA	440.83	2,019.65	2,460.48	0.07%	302.13		302.13	0.01%	
ECUADOR	1,743.10	1,199.03	2,942.13	0.08%	2,058.35	9,679.01	11,737.36	0.25%	
EGYPT	5,294.09	14,607.65	19,901.74	0.53%	7,894.78	15,633.77	23,528.55	0.51%	
EL SALVADOR	3,872.46	5,213.76	9,086.22	0.24%	8,120.81	11,254.77	19,375.59	0.42%	
EQUATORIAL GUINEA	58.51		58.51	0.00%	111.32		111.32	0.00%	
ERITREA	2,044.18	30.76	2,074.94	0.06%	10,847.67	3,446.04	14,293.72	0.31%	
ESTONIA	58.88	157.44	216.32	0.01%	6.81		6.81	0.00%	
ETHIOPIA	19,814.98	3,169.73	22,984.71	0.62%	17,366.19	10,856.30	28,222.48	0.61%	
FIJI	451.80	33.76	485.56	0.01%	225.33	76.69	302.02	0.01%	
FINLAND	12,961.75	1,501.95	14,463.70	0.39%	12,196.81	2,308.08	14,504.89	0.31%	
FRANCE	106,632.31	24,572.21	131,204.52	3.51%	172,570.74	43,255.67	215,826.42	4.67%	
GABON	132.08		132.08	0.00%	571.53		571.53	0.01%	
GAMBIA	339.57	30.00	369.57	0.01%	347.47	340.00	687.47	0.01%	
GEORGIA	704.50	2,241.75	2,946.25	0.08%	609.46	212.16	821.63	0.02%	
GERMANY	102,687.62	13,943.95	116,631.57	3.12%	98,821.44	49,505.80	148,327.24	3.21%	
GHANA	2,625.56	1,251.07	3,876.63	0.10%	1,451.27	248.63	1,699.90	0.04%	
GREECE	205.93	4,538.96	4,744.90	0.13%	6,605.41	8.50	6,613.91	0.14%	
GRENADA	16.69	1.28	17.97	0.00%		62.00	62.00	0.00%	
GUATEMALA	6,407.24	10,106.92	16,514.16	0.44%	8,222.46	11,916.93	20,139.38	0.44%	
GUINEA	259.89	535.04	794.94	0.02%	352.74	2.40	355.14	0.01%	
GUINEA-BISSAU	219.54		219.54	0.01%	488.08	162.51	650.59	0.01%	
GUYANA	406.51	99.54	506.05	0.01%	527.50		527.50	0.01%	
HAITI	2,459.12	1,371.63	3,830.75	0.10%	2,836.15	292.42	3,128.57	0.07%	
HONDURAS	6,522.10	6,134.94	12,657.04	0.34%	9,756.60	7,100.07	16,856.67	0.36%	
HUNGARY	5,308.46	556.73	5,865.19	0.16%	1,180.49	540.30	1,720.79	0.04%	
ICELAND									
INDIA	135,017.50	7,604.74	142,622.24	3.82%	176,593.60	78,401.26	254,994.86	5.51%	
INDONESIA	13,947.43	2,772.78	16,720.21	0.45%	17,767.62	1,250.75	19,018.37	0.41%	
IRAN (ISLAMIC REPUBLIC OF)	2,374.02	444.44	2,818.46	0.08%	7,807.79	607.86	8,415.65	0.18%	
IRAQ	10,517.46	65,116.85	75,634.30	2.03%	9,396.52	148,433.71	157,830.24	3.41%	
IRELAND	1,791.73	1,268.53	3,060.26	0.08%	1,374.64	10,695.09	12,069.73	0.26%	
ISRAEL	15,769.60	7,159.92	22,929.52	0.61%	20,020.50	2,880.46	22,900.97	0.50%	
ITALY	78,930.43	53,593.75	132,524.18	3.55%	139,334.61	48,850.90	188,185.51	4.07%	
JAMAICA	982.50	7.45	989.95	0.03%	1,035.06	77.00	1,112.06	0.02%	
JAPAN	238,866.81	4,734.11	243,600.92	6.53%	156,357.06	2,391.12	158,748.18	3.43%	

**TOTAL PROCUREMENT OF GOODS BY COUNTRY OF PROCUREMENT  
AND SERVICES BY COUNTRY OF HEAD OFFICE : 2000 - 2001**

ALL SOURCES OF FUNDING									(USD Thousand)
COUNTRY	2000				2001				
	GOODS	SERVICES	TOTAL	(%)	GOODS	SERVICES	TOTAL	(%)	
JORDAN	38,621.26	3,918.80	42,540.06	1.14%	27,943.40	6,409.48	34,352.88	0.74%	
KAZAKHSTAN	567.55	74.46	642.01	0.02%	12,767.06	193.66	12,960.72	0.28%	
KENYA	21,536.89	35,694.84	57,231.73	1.53%	20,821.10	6,238.11	27,059.21	0.59%	
KIRIBATI	19.52		19.52	0.00%					
KUWAIT	1,136.83	2,238.79	3,375.62	0.09%	7.38		7.38	0.00%	
KYRGYZSTAN	408.88	89.60	498.48	0.01%	282.61	224.23	506.84	0.01%	
LAO P.D.R.	959.86	20.04	979.90	0.03%	1,120.36		1,120.36	0.02%	
LATVIA	136.99	388.41	525.40	0.01%	161.24	38.55	199.79	0.00%	
LEBANON	15,044.73	5,120.94	20,165.67	0.54%	20,552.82	11,122.83	31,675.66	0.69%	
LESOTHO	290.34	65.48	355.82	0.01%	464.02		464.02	0.01%	
LIBERIA	451.91	37.53	489.44	0.01%	600.93		600.93	0.01%	
LIBYAN ARAB JAMAHIRIYA					48.05	20.75	68.80	0.00%	
LIECHTENSTEIN	1.58		1.58	0.00%					
LITHUANIA	105.20	86.02	191.21	0.01%	54.96	137.20	192.17	0.00%	
LUXEMBOURG	4,758.94	104.42	4,863.36	0.13%	3,538.79	45.54	3,584.33	0.08%	
MACEDONIA (TFYR)	3,788.37	2,104.90	5,893.28	0.16%	7,501.37	6,832.67	14,334.04	0.31%	
MADAGASCAR	2,737.09	1,315.27	4,052.36	0.11%	2,231.19	1,734.69	3,965.88	0.09%	
MALAWI	4,241.95	428.12	4,670.07	0.13%	4,752.26	643.10	5,395.36	0.12%	
MALAYSIA	4,947.42	423.95	5,371.37	0.14%	5,063.85	260.37	5,324.22	0.12%	
MALDIVES	164.34	66.72	231.06	0.01%	202.50	1.99	204.49	0.00%	
MALI	2,890.95	497.21	3,388.16	0.09%	4,040.74	880.91	4,921.65	0.11%	
MALTA	1,859.10	853.69	2,712.79	0.07%	2,042.13		2,042.13	0.04%	
MARSHALL ISLANDS	0.91		0.91	0.00%					
MAURITANIA	344.21	550.13	894.34	0.02%	347.16		347.16	0.01%	
MAURITIUS	91.59	232.85	324.44	0.01%	257.80	10.30	268.10	0.01%	
MEXICO	3,263.76	1,170.85	4,434.61	0.12%	5,018.04	1,119.03	6,137.07	0.13%	
MICRONESIA (FED. STATES OF)	6.71		6.71	0.00%					
MOLDOVA (REPUBLIC OF)	851.62	294.03	1,145.65	0.03%	687.21	373.38	1,060.58	0.02%	
MONACO	3,959.10	5.54	3,964.63	0.11%	14,939.07	867.09	15,806.15	0.34%	
MONGOLIA	1,038.21	1,279.77	2,317.98	0.06%	542.44	254.93	797.36	0.02%	
MOROCCO	1,307.63	1,078.76	2,386.39	0.06%	4,645.57	1,061.16	5,706.73	0.12%	
MOZAMBIQUE	7,654.08	2,184.76	9,838.84	0.26%	4,958.08	3,125.25	8,083.33	0.17%	
MYANMAR	3,753.80	2.00	3,755.80	0.10%	2,479.87	0.90	2,480.77	0.05%	
NAMIBIA	572.83	75.04	647.87	0.02%	832.26	112.82	945.07	0.02%	
NAURU									
NEPAL	9,646.19	1,869.86	11,516.04	0.31%	11,808.67	2,661.04	14,469.71	0.31%	
NETHERLANDS	74,210.34	11,510.38	85,720.72	2.30%	89,655.64	9,667.78	99,323.43	2.15%	
NEW ZEALAND	266.79	428.82	695.61	0.02%	2,446.44	167.66	2,614.11	0.06%	
NICARAGUA	3,180.01	27.00	3,207.01	0.09%	2,381.85	554.18	2,936.03	0.06%	
NIGER	2,226.07	867.14	3,093.21	0.08%	5,428.98	828.45	6,257.43	0.14%	
NIGERIA	2,720.86	4,548.65	7,269.51	0.19%	4,701.99	8,768.75	13,470.74	0.29%	
NORWAY	12,783.56	4,195.38	16,978.94	0.45%	11,300.29	4,984.93	16,285.22	0.35%	
OMAN	1,333.11		1,333.11	0.04%	865.30	79.00	944.30	0.02%	
PAKISTAN	12,106.87	6.00	12,112.87	0.32%	33,165.81	110.19	33,276.00	0.72%	
PALAU	8.04	4,931.77	4,939.81		483.83	2,355.60	2,839.42		
PANAMA	1,921.06	60,556.43	62,477.48	1.67%	4,218.27	92,350.03	96,568.30	2.09%	
PAPUA NEW GUINEA	554.74	14.30	569.04	0.02%	145.06	61.97	207.03	0.00%	
PARAGUAY	9,741.18	1,942.99	11,684.16	0.31%	6,599.65	2,772.19	9,371.84	0.20%	
PERU	8,241.99	21,381.59	29,623.57	0.79%	3,155.37	13,539.50	16,694.87	0.36%	
PHILIPPINES	2,304.86	694.75	2,999.61	0.08%	2,288.38	514.98	2,803.36	0.06%	
POLAND	682.22	1,650.09	2,332.31	0.06%	672.50	703.67	1,376.17	0.03%	
PORTUGAL	404.54	90.82	495.36	0.01%	2,057.90	1,320.00	3,377.90	0.07%	
QATAR	17.00		17.00	0.00%	26.00		26.00	0.00%	
REPUBLIC OF KOREA	18,255.16	1,266.49	19,521.65	0.52%	36,630.90	167.58	36,798.48	0.80%	
ROMANIA	596.81	1,765.46	2,362.27	0.06%	977.56	1,067.67	2,045.24	0.04%	
RUSSIAN FEDERATION	7,877.51	96,124.74	104,002.26	2.79%	9,713.20	100,323.23	110,036.43	2.38%	
RWANDA	1,341.40	3,201.95	4,543.34	0.12%	1,587.81	9.00	1,596.81	0.03%	
SAMOA	138.81		138.81	0.00%	7.76	1.10	8.86	0.00%	
SAN MARINO									
SAO TOME & PRINCIPE	30.18	81.26	111.44	0.00%	92.02	19.08	111.10	0.00%	
SAUDI ARABIA	800.85	217.41	1,018.26	0.03%	7,337.59	97.95	7,435.54	0.16%	
SENEGAL	2,883.75	971.10	3,854.84	0.10%	3,227.07	927.47	4,154.54	0.09%	
SEYCHELLES	3.00	15.17	18.17	0.00%					
SIERRA LEONE	9,778.41	1,728.10	11,506.51	0.31%	21,821.03	2,675.19	24,496.22	0.53%	
SINGAPORE	4,761.01	1,862.88	6,623.88	0.18%	6,939.17	421.65	7,360.81	0.16%	
SLOVAKIA	217.66	543.84	761.50	0.02%	96.99	480.51	577.50	0.01%	
SLOVENIA	374.24	16.28	390.52	0.01%	1,291.40	299.87	1,591.27	0.03%	
SOLOMON ISLANDS	32.86		32.86	0.00%	10.16		10.16	0.00%	
SOMALIA	1,052.23	2,116.33	3,168.56	0.08%	644.03	141.49	785.53	0.02%	
SOUTH AFRICA	38,179.69	32,197.09	70,376.78	1.89%	30,936.24	31,430.27	62,366.51	1.35%	
SPAIN	12,531.90	4,111.91	16,643.81	0.45%	12,482.02	2,486.67	14,968.69	0.32%	
SRI LANKA	1,699.78	1,876.58	3,576.36	0.10%	2,507.04	978.77	3,485.81	0.08%	
ST KITTS & NEVIS	10.02	9.43	19.45	0.00%	3.54		3.54	0.00%	
ST. LUCIA	36.33	168.39	204.72	0.01%	5.53	34.40	39.94	0.00%	
ST. VINCENT & THE GRENADINES		145.93	145.93	0.00%		63.00	63.00	0.00%	
SUDAN	2,798.86	5,135.61	7,934.47	0.21%	6,649.07	50.00	6,699.07	0.14%	
SURINAME	207.88	19.25	227.13	0.01%	273.95	3.80	277.75	0.01%	
SWAZILAND	400.93	49.07	450.00	0.01%	52.19	53.70	105.89	0.00%	
SWEDEN	38,685.45	21,730.93	60,416.38	1.62%	19,084.79	1,108.01	20,192.80	0.44%	
SWITZERLAND	109,146.20	38,721.27	147,867.48	3.96%	129,759.28	45,595.91	175,355.19	3.79%	
SYRIAN ARAB REPUBLIC	1,720.55	3,215.32	4,935.87	0.13%	3,624.35	3,143.58	6,767.93	0.15%	
TAJIKISTAN	191.35	215.35	406.69	0.01%	291.57	255.79	547.37	0.01%	
THAILAND	21,050.00	3,133.51	24,183.51	0.65%	19,172.59	3,092.98	22,265.57	0.48%	
TOGO	1,658.73	106.72	1,765.45	0.05%	1,095.02	195.37	1,290.39	0.03%	
TONGA	4.72		4.72	0.00%	2.75		2.75	0.00%	

**TOTAL PROCUREMENT OF GOODS BY COUNTRY OF PROCUREMENT  
AND SERVICES BY COUNTRY OF HEAD OFFICE : 2000 - 2001**

ALL SOURCES OF FUNDING				(USD Thousand)				
COUNTRY	2000			%	2001			%
	GOODS	SERVICES	TOTAL		GOODS	SERVICES	TOTAL	
TRINIDAD & TOBAGO	249.52	92.92	342.43	0.01%	443.24	50.60	493.84	0.01%
TUNISIA	322.47	238.25	560.72	0.02%	567.04	467.98	1,035.02	0.02%
TURKEY	51,046.48	1,922.70	52,969.18	1.42%	44,404.38	2,275.21	46,679.59	1.01%
TURKMENISTAN	63.56	407.81	471.37	0.01%	206.33	436.37	642.70	0.01%
UGANDA	7,950.20	944.55	8,894.75	0.24%	10,924.71	408.20	11,332.91	0.25%
UKRAINE	938.57	8,489.42	9,427.99	0.25%	2,169.16	244.70	2,413.86	0.05%
UNITED ARAB EMIRATES	2,233.24	5,734.41	7,967.65	0.21%	10,938.23	11,822.61	22,760.84	0.49%
UNITED KINGDOM	116,492.17	67,006.73	183,498.90	4.92%	120,195.69	50,930.42	171,126.11	3.70%
UNITED REP. OF TANZANIA	11,172.42	8,281.08	19,453.50	0.52%	10,262.50	669.71	10,932.22	0.24%
URUGUAY	3,486.22	3,260.48	6,746.70	0.18%	2,084.21	1,617.00	3,701.21	0.08%
USA	230,022.76	296,885.75	526,908.51	14.11%	269,659.59	188,420.64	458,080.23	9.91%
UZBEKISTAN	147.37	699.15	846.52	0.02%	1,166.24	207.52	1,373.76	0.03%
VANUATU	13.78		13.78	0.00%	20.01		20.01	0.00%
VENEZUELA	22,803.43	3,085.00	25,888.42	0.69%	5,037.26	1,158.92	6,196.18	0.13%
VIET NAM	4,378.07	1,329.95	5,708.02	0.15%	5,301.40	332.88	5,634.29	0.12%
YEMEN	1,292.11	176.28	1,468.39	0.04%	1,818.47	168.65	1,987.12	0.04%
YUGOSLAVIA	4,696.03	1,933.21	6,629.24	0.18%	14,889.46	2,993.98	17,883.44	0.39%
ZAMBIA	5,246.13	2,070.39	7,316.52	0.20%	5,515.40	216.66	5,732.06	0.12%
ZIMBABWE	1,700.00	2,914.40	4,614.40	0.12%	2,134.65	2,997.10	5,131.75	0.11%
<b>SUB-TOTAL</b>	<b>2,283,726.38</b>	<b>1,244,654.07</b>	<b>3,528,380.45</b>	<b>94.52%</b>	<b>2,668,387.45</b>	<b>1,357,832.69</b>	<b>4,026,220.14</b>	<b>87.08%</b>
UNSPECIFIED COUNTRIES	64,870.01	112,182.77	177,052.78	4.74%	69,199.80	477,977.41	547,177.20	11.83%
GLOBAL PROJECTS	155.00		155.00	0.00%	546.00	341.00	887.00	0.02%
INTERREGIONAL PROJECTS	75.00	2,322.00	2,397.00	0.06%	242.43	2,353.00	2,595.43	0.06%
ARAB COUNTRIES	7,475.13	13,843.77	21,318.90	0.57%	18,618.62	21,572.45	40,191.07	0.87%
AFRICAN COUNTRIES	209.00	129.00	338.00	0.01%	672.58	30.00	702.58	0.02%
ASIAN COUNTRIES	63.00	321.00	384.00	0.01%	1,440.60	1,490.00	2,930.60	0.06%
EUROPEAN COUNTRIES	3.37		3.37	0.00%	133.35	596.00	729.35	0.02%
LATIN AMERICA AND THE CARIB.	159.00	2,950.00	3,109.00	0.08%	239.99	2,013.00	2,252.99	0.05%
<b>GRAND-TOTAL</b>	<b>2,356,735.90</b>	<b>1,376,402.61</b>	<b>3,733,138.50</b>	<b>100.00%</b>	<b>2,759,480.82</b>	<b>1,864,205.55</b>	<b>4,623,686.36</b>	<b>100.00%</b>
<b>INDUSTRIALIZED COUNTRIES:</b>	<b>1,481,792.35</b>	<b>716,616.83</b>	<b>2,198,409.18</b>		<b>1,713,153.31</b>	<b>614,932.78</b>	<b>2,328,086.10</b>	
Percentage	62.87%	52.06%	58.89%		62.08%	32.99%	50.35%	
<b>DEVELOPING COUNTRIES/ ECONOMIES IN TRANSITION</b>	<b>809,843.54</b>	<b>545,281.01</b>	<b>1,355,124.55</b>		<b>976,339.28</b>	<b>768,601.36</b>	<b>1,744,940.63</b>	
Percentage	34.36%	39.62%	36.30%		35.38%	41.23%	37.74%	
<b>ARAB STATES</b>	<b>95,037.54</b>	<b>124,931.56</b>	<b>219,969.10</b>		<b>130,945.25</b>	<b>220,943.06</b>	<b>351,888.30</b>	
Percentage	4.03%	9.08%	5.89%		4.75%	11.85%	7.61%	
<b>AFRICA</b>	<b>169,244.45</b>	<b>140,559.96</b>	<b>309,804.41</b>		<b>209,676.29</b>	<b>98,727.62</b>	<b>308,403.91</b>	
Percentage	7.18%	10.21%	8.30%		7.60%	5.30%	6.67%	
<b>ASIA &amp; PACIFIC</b>	<b>262,680.75</b>	<b>38,958.80</b>	<b>301,639.56</b>		<b>355,041.41</b>	<b>120,322.53</b>	<b>475,363.94</b>	
Percentage	11.15%	2.83%	8.08%		12.87%	6.45%	10.28%	
<b>EUROPE &amp; CIS</b>	<b>86,928.70</b>	<b>39,088.86</b>	<b>126,017.56</b>		<b>116,311.08</b>	<b>64,435.30</b>	<b>180,746.38</b>	
Percentage	3.69%	2.84%	3.38%		4.21%	3.46%	3.91%	
<b>LATIN AMERICA &amp; THE CARIB.</b>	<b>195,952.10</b>	<b>201,741.82</b>	<b>397,693.92</b>		<b>164,365.25</b>	<b>264,172.84</b>	<b>428,538.09</b>	
Percentage	8.31%	14.66%	10.65%		5.96%	14.17%	9.27%	
<b>OTHERS</b>	<b>65,100.01</b>	<b>114,504.77</b>	<b>179,604.78</b>		<b>69,988.23</b>	<b>480,671.41</b>	<b>550,659.64</b>	
Percentage	2.76%	8.32%	4.81%		2.54%	25.78%	11.91%	



**TOTAL PROCUREMENT BY AGENCY, INCLUDING NEX : 2000 - 2001**

ALL SOURCES OF FUNDING								(USD Million)
AGENCY	2000			% PROCURED IN DEVELOPING COUNTRIES	2001			% PROCURED IN DEVELOPING COUNTRIES
	GOODS	SERVICES	TOTAL		GOODS	SERVICES	TOTAL	
ESCAP	6.28	0.52	6.80	88.35%	2.15	2.53	4.68	94.39%
ESCWA	0.96	1.45	2.41	95.55%	1.10	1.39	2.48	91.35%
ECE	Data included in UNOG figures				Data included in UNOG figures			
ECLAC	1.43	1.42	2.84	82.67%	1.45	1.25	2.70	72.05%
FAO	135.16	13.25	148.40	32.59%	126.20	26.83	153.03	26.86%
IAEA	42.80	12.19	54.99	12.15%	52.85	13.23	66.08	8.81%
ICAO	12.37	4.47	16.83	27.26%	74.42	2.72	77.14	7.28%
IADB	Data not submitted				Data not submitted			
ICTY	20.50		20.50	3.73%				
ILO	1.20	17.07	18.28	90.35%	12.25	21.38	33.63	55.21%
ITU	3.66	1.65	5.31	76.00%	1.40	0.10	1.50	99.71%
PAHO	139.47		139.47	47.54%	211.26		211.26	37.71%
UNCTAD	0.95	0.02	0.97	85.11%	0.39	1.40	1.78	41.81%
UNDP (HQ)	2.76	1.17	3.93	0.00%	5.00	15.00	20.00	0.00%
UNDP (DEX)	62.14	24.78	86.92	3.64%	49.10	175.28	224.38	
UNDP/IAPSO	87.98		87.98	20.82%	95.20		95.20	15.60%
UNDP (NEX)	175.01	235.05	410.06	85.42%	175.97	348.11	524.08	76.20%
UNECA	3.47	1.50	4.97	28.30%	5.25	3.51	8.76	37.69%
UNESCO (a)	19.91	91.00	110.91	10.59%	29.95		29.95	50.01%
UN/DPKO	60.11	29.89	90.00	44.46%	Data included in UN/PD figures			
UNFPA	61.72	5.72	67.44	27.09%	122.12	10.30	132.41	21.60%
UNHCR	40.81	10.46	51.27	23.83%	68.55	10.39	78.94	36.04%
UNICEF	502.16		502.16	47.36%	595.62		595.62	46.04%
UNIDO	7.53	32.61	40.14	29.16%	8.08	30.62	38.71	65.42%
UN/PD	255.54	342.52	598.07	11.77%	373.38	481.03	854.41	27.42%
UNOG	8.47	28.28	36.75	2.79%	10.62	30.06	40.68	1.77%
UNON	3.63	74.96	78.59	97.88%	4.95	155.88	160.82	98.75%
UNOPS (b)	104.64	49.39	154.03	19.40%	105.63	54.46	160.09	24.17%
UNOV	Data not submitted				3.10	1.77	4.87	2.09%
UNRWA	55.42	21.97	77.39	70.13%	65.55	33.48	99.03	73.68%
UNU	0.09	0.41	0.50	6.80%	No procurement data to report			
UPU (c)	0.73	6.73	7.46	N/A	Data not submitted			
WFP	357.58	367.18	724.76	35.18%	361.77	442.21	803.97	21.57%
WHO	93.80		93.80	4.30%	87.41		87.41	6.03%
WIPO (d)	83.03		83.03	1.67%	102.63		102.63	1.72%
WMO	5.42	0.72	6.13	16.20%	6.11	1.29	7.40	21.18%
WTO	0.03	0.02	0.05	54.51%	0.02		0.02	76.60%
<b>TOTAL</b>	<b>2,356.74</b>	<b>1,376.40</b>	<b>3,733.14</b>	<b>36.30%</b>	<b>2,759.48</b>	<b>1,864.21</b>	<b>4,623.69</b>	<b>37.74%</b>

(a) UNESCO was not in a position to be able to supply data pertaining to the Contracting of Services for 2001, this is due to the installation of an SAP system.

(b) The statistics presented are representative of all UNOPS procurement of goods and services processed through the Reality procurement system. Procurements that are not processed through the Reality system — including local purchases processed through UNDP Country Offices and certain Headquarters purchases — cannot currently be fully described without an exhaustive, in depth review of myriad individual transactions

(c) WIPO was not able to separate procurement of goods from services due to the development of an integrated software network.

PROCUREMENT OF GOODS BY COUNTRY OF PROCUREMENT AND SOURCE OF FUNDS : 2001

COUNTRY	SOURCE OF FUNDING		(USD Thousand)	
	UNDP	AP	TOTAL	(%)
AFGHANISTAN		4.00	4.00	0.00%
ALBANIA	763.00	1,033.10	1,796.09	0.07%
ALGERIA	49.00	658.61	707.61	0.03%
ANDORRA				
ANGOLA	94.49	2,782.72	2,877.21	0.10%
ANTIGUA & BARBUDA	1.25		1.25	0.00%
ARGENTINA	4,303.49	7,342.87	11,646.36	0.42%
ARMENIA	1,040.34	301.31	1,341.65	0.05%
AUSTRALIA	721.10	22,686.59	23,407.69	0.85%
AUSTRIA	2,416.26	17,294.51	19,710.78	0.71%
AZERBAIJAN	675.31	652.72	1,328.03	0.05%
BAHAMAS		87.95	87.95	0.00%
BAHRAIN	342.99	318.55	661.55	0.02%
BANGLADESH	814.07	6,979.87	7,793.94	0.28%
BARBADOS		1,587.57	1,587.57	0.06%
BELARUS	181.75	149.97	331.72	0.01%
BELGIUM	1,123.37	215,027.31	216,150.68	7.83%
BELIZE		731.87	731.87	0.03%
BENIN	146.14	525.93	672.07	0.02%
BHUTAN	117.50	1,601.84	1,719.34	0.06%
BOLIVIA	41.32	2,952.30	2,993.61	0.11%
BOSNIA AND HERZEGOVINA	1,231.70	5,249.59	6,481.30	0.23%
BOTSWANA	70.81	582.15	652.96	0.02%
BRAZIL	30,442.24	28,621.12	59,063.37	2.14%
BRUNEI DARUSSALAM				
BULGARIA	862.80	1,762.61	2,625.41	0.10%
BURKINA FASO	351.92	2,878.47	3,230.39	0.12%
BURUNDI	59.72	2,620.69	2,680.41	0.10%
CAMBODIA	305.89	4,897.71	5,203.61	0.19%
CAMEROON		2,879.76	2,879.76	0.10%
CANADA	1,730.80	48,020.07	49,750.87	1.80%
CAPE VERDE		236.79	236.79	0.01%
CENTRAL AFRICAN REPUBLIC		693.28	693.28	0.03%
CHAD	110.30	1,717.29	1,827.59	0.07%
CHILE	1,137.65	4,183.10	5,320.75	0.19%
CHINA	1,554.31	14,544.40	16,098.71	0.58%
COLOMBIA	8,171.87	2,006.15	10,178.02	0.37%
COMOROS	4.91	299.36	304.26	0.01%
CONGO		303.59	303.59	0.01%
CONGO, DEM. REP.	14.44	21,628.79	21,643.23	0.78%
COSTA RICA	206.23	3,105.10	3,311.33	0.12%
COTE D'IVOIRE	100.10	2,280.65	2,380.75	0.09%
CROATIA	396.96	1,616.33	2,013.30	0.07%
CUBA	1,019.68	2,326.16	3,345.84	0.12%
CYPRUS	61.01	6,313.37	6,374.38	0.23%
CZECH REPUBLIC		2,426.90	2,426.90	0.09%
DENMARK	35,779.02	76,240.38	112,019.39	4.06%
DJIBOUTI	46.42	144.67	191.08	0.01%
DOMINICA	24.26		24.26	0.00%
DOMINICAN REPUBLIC	167.02	3,888.23	4,055.25	0.15%
DPR KOREA		302.13	302.13	0.01%
ECUADOR	498.23	1,560.12	2,058.35	0.07%
EGYPT	366.84	7,527.94	7,894.78	0.29%
EL SALVADOR	1,957.86	6,162.96	8,120.81	0.29%
EQUATORIAL GUINEA		111.32	111.32	0.00%
ERITREA	7,000.00	3,847.67	10,847.67	0.39%
ESTONIA		6.81	6.81	0.00%
ETHIOPIA	313.43	17,052.76	17,366.19	0.63%
FIJI		225.33	225.33	0.01%
FINLAND	1,646.58	10,550.23	12,196.81	0.44%
FRANCE	16,206.30	156,364.44	172,570.74	6.25%
GABON		571.53	571.53	0.02%
GAMBIA	43.79	303.68	347.47	0.01%
GEORGIA	199.00	410.46	609.46	0.02%
GERMANY	24,578.49	74,242.95	98,821.44	3.58%
GHANA	307.84	1,143.43	1,451.27	0.05%
GREECE		6,605.41	6,605.41	0.24%
GRENADA				
GUATEMALA	2,650.57	5,571.89	8,222.46	0.30%
GUINEA	25.36	327.38	352.74	0.01%
GUINEA-BISSAU	98.38	389.69	488.08	0.02%
GUYANA	174.83	352.67	527.50	0.02%
HAITI	253.91	2,582.23	2,836.15	0.10%
HONDURAS	7,281.92	2,474.68	9,756.60	0.35%
HUNGARY	42.50	1,137.99	1,180.49	0.04%
ICELAND				
INDIA	9,927.37	166,666.23	176,593.60	6.40%
INDONESIA	255.34	17,512.28	17,767.62	0.64%
IRAN (ISLAMIC REPUBLIC OF)	767.86	7,039.93	7,807.79	0.28%
IRAQ	87.85	9,308.68	9,396.52	0.34%
IRELAND	569.33	805.31	1,374.64	0.05%
ISRAEL	950.91	19,069.60	20,020.50	0.73%
ITALY	24,625.86	114,708.75	139,334.61	5.05%
JAMAICA		1,035.06	1,035.06	0.04%
JAPAN	17,178.62	139,178.43	156,357.06	5.67%

PROCUREMENT OF GOODS BY COUNTRY OF PROCUREMENT AND SOURCE OF FUNDS : 2001

COUNTRY	SOURCE OF FUNDING		(USD Thousand)	
	UNDP	AP	TOTAL	(%)
JORDAN	1,235.08	26,708.32	27,943.40	1.01%
KAZAKHSTAN	176.93	12,590.13	12,767.06	0.46%
KENYA	179.48	20,641.62	20,821.10	0.75%
KIRIBATI				
KUWAIT		7.38	7.38	0.00%
KYRGYZSTAN	115.64	166.97	282.61	0.01%
LAO P.D.R.	226.01	894.35	1,120.36	0.04%
LATVIA	42.57	118.68	161.24	0.01%
LEBANON	14.00	20,538.82	20,552.82	0.74%
LESOTHO		464.02	464.02	0.02%
LIBERIA	7.00	593.93	600.93	0.02%
LIBYAN ARAB JAMAHIRIYA	12.00	36.05	48.05	0.00%
LIECHTENSTEIN				
LITHUANIA	47.63	7.33	54.96	0.00%
LUXEMBOURG	236.91	3,301.88	3,538.79	0.13%
MACEDONIA (TFYR)	121.93	7,379.45	7,501.37	0.27%
MADAGASCAR	178.67	2,052.52	2,231.19	0.08%
MALAWI	1.62	4,750.64	4,752.26	0.17%
MALAYSIA	362.23	4,701.62	5,063.85	0.18%
MALDIVES	100.76	101.73	202.50	0.01%
MALI	1,257.00	2,783.74	4,040.74	0.15%
MALTA		2,042.13	2,042.13	0.07%
MARSHALL ISLANDS				
MAURITANIA		347.16	347.16	0.01%
MAURITIUS		257.80	257.80	0.01%
MEXICO	2,247.94	2,770.10	5,018.04	0.18%
MICRONESIA (FED. STATES OF)				
MOLDOVA (REPUBLIC OF)	487.41	199.80	687.21	0.02%
MONACO		14,939.07	14,939.07	0.54%
MONGOLIA	113.55	428.89	542.44	0.02%
MOROCCO	220.70	4,424.87	4,645.57	0.17%
MOZAMBIQUE	1,069.43	3,888.66	4,958.08	0.18%
MYANMAR	377.00	2,102.87	2,479.87	0.09%
NAMIBIA	121.50	710.76	832.26	0.03%
NAURU				
NEPAL	67.80	11,740.87	11,808.67	0.43%
NETHERLANDS	12,771.73	76,883.92	89,655.64	3.25%
NEW ZEALAND	93.35	2,353.10	2,446.44	0.09%
NICARAGUA		2,381.85	2,381.85	0.09%
NIGER	356.33	5,072.65	5,428.98	0.20%
NIGERIA	676.45	4,025.54	4,701.99	0.17%
NORWAY	1,450.92	9,849.37	11,300.29	0.41%
OMAN	80.88	784.41	865.30	0.03%
PALAU	5.08	478.75	483.83	0.02%
PAKISTAN	1,511.07	31,654.74	33,165.81	1.20%
PANAMA	1,385.57	2,832.70	4,218.27	0.15%
PAPUA NEW GUINEA		145.06	145.06	0.01%
PARAGUAY	6,246.65	353.00	6,599.65	0.24%
PERU	936.92	2,218.45	3,155.37	0.11%
PHILIPPINES	54.68	2,233.70	2,288.38	0.08%
POLAND	15.87	656.63	672.50	0.02%
PORTUGAL	44.33	2,013.57	2,057.90	0.07%
QATAR		26.00	26.00	0.00%
REPUBLIC OF KOREA	819.67	35,811.24	36,630.90	1.33%
ROMANIA	44.76	932.81	977.56	0.04%
RUSSIAN FEDERATION	154.11	9,559.09	9,713.20	0.35%
RWANDA	437.12	1,150.69	1,587.81	0.06%
SAMOA		7.76	7.76	0.00%
SAN MARINO				
SAO TOME & PRINCIPE	4.35	87.68	92.02	0.00%
SAUDI ARABIA	6,742.51	595.08	7,337.59	0.27%
SENEGAL	171.83	3,055.24	3,227.07	0.12%
SEYCHELLES				
SIERRA LEONE		21,821.03	21,821.03	0.79%
SINGAPORE	351.66	6,587.51	6,939.17	0.25%
SLOVAKIA	33.41	63.58	96.99	0.00%
SLOVENIA	379.78	911.62	1,291.40	0.05%
SOLOMON ISLANDS		10.16	10.16	0.00%
SOMALIA	180.14	463.89	644.03	0.02%
SOUTH AFRICA	700.37	30,235.87	30,936.24	1.12%
SPAIN	1,632.55	10,849.47	12,482.02	0.45%
SRI LANKA	1,246.27	1,260.78	2,507.04	0.09%
ST KITTS & NEVIS	3.54		3.54	0.00%
ST. LUCIA	5.53		5.53	0.00%
ST. VINCENT & THE GRENADINES				
SUDAN		6,649.07	6,649.07	0.24%
SURINAME	2.94	271.01	273.95	0.01%
SWAZILAND	28.94	23.25	52.19	0.00%
SWEDEN	2,828.92	16,255.87	19,084.79	0.69%
SWITZERLAND	8,635.02	121,124.26	129,759.28	4.70%
SYRIAN ARAB REPUBLIC	30.00	3,594.35	3,624.35	0.13%
TAJKISTAN	85.83	205.75	291.57	0.01%
THAILAND	682.67	18,489.91	19,172.59	0.69%
TOGO	52.55	1,042.47	1,095.02	0.04%
TONGA		2.75	2.75	0.00%

PROCUREMENT OF GOODS BY COUNTRY OF PROCUREMENT AND SOURCE OF FUNDS : 2001

ALL SOURCES OF FUNDING		(USD Thousand)		
COUNTRY	SOURCE OF FUNDING		TOTAL	(%)
	UNDP	AP		
TRINIDAD & TOBAGO		443.24	443.24	0.02%
TUNISIA	184.01	383.03	567.04	0.02%
TURKEY	12,486.20	31,918.18	44,404.38	1.61%
TURKMENISTAN	81.69	124.64	206.33	0.01%
UNITED ARAB EMIRATES	877.75	10,060.48	10,938.23	0.40%
UGANDA		10,924.71	10,924.71	0.40%
UKRAINE	863.98	1,305.18	2,169.16	0.08%
UNITED KINGDOM	19,442.64	100,753.05	120,195.69	4.36%
UNITED REP. OF TANZANIA	489.67	9,772.83	10,262.50	0.37%
URUGUAY	137.50	1,946.71	2,084.21	0.08%
USA	73,263.42	196,396.17	269,659.59	9.77%
UZBEKISTAN	277.16	889.08	1,166.24	0.04%
VANUATU		20.01	20.01	0.00%
VENEZUELA	4,755.05	282.21	5,037.26	0.18%
VIET NAM	311.99	4,989.42	5,301.40	0.19%
YEMEN	2.77	1,815.70	1,818.47	0.07%
YUGOSLAVIA	1,441.07	13,448.40	14,889.46	0.54%
ZAMBIA		5,515.40	5,515.40	0.20%
ZIMBABWE	835.37	1,299.28	2,134.65	0.08%
<b>SUB-TOTAL</b>	<b>390,045.71</b>	<b>2,278,341.74</b>	<b>2,668,387.45</b>	<b>96.70%</b>
UNSPECIFIED COUNTRIES	1,884.89	67,314.90	69,199.80	2.51%
GLOBAL PROJECTS		546.00	546.00	0.02%
INTERREGIONAL PROJECTS		242.43	242.43	0.01%
ARAB COUNTRIES		18,618.62	18,618.62	0.67%
AFRICAN COUNTRIES		672.58	672.58	0.02%
ASIAN COUNTRIES		1,440.60	1,440.60	0.05%
EUROPEAN COUNTRIES		133.35	133.35	0.00%
LATIN AMERICA AND THE CARIBBEAN		239.99	239.99	0.01%
<b>GRAND-TOTAL</b>	<b>391,930.61</b>	<b>2,367,550.21</b>	<b>2,759,480.82</b>	<b>100.00%</b>
<b>INDUSTRIALIZED COUNTRIES:</b>	248,080.51	1,465,072.80	1,713,153.31	
Percentage	63.30%	61.88%	62.08%	
<b>DEVELOPING COUNTRIES/ ECONOMIES IN TRANSITION</b>	141,965.20	834,374.08	976,339.28	
Percentage	36.22%	35.24%	35.38%	
<b>ARAB STATES</b>	11,227.03	110,949.15	122,176.17	
Percentage	2.86%	4.69%	4.43%	
<b>AFRICA</b>	16,187.06	193,502.75	209,689.81	
Percentage	4.13%	8.17%	7.60%	
<b>ASIA &amp; PACIFIC</b>	19,204.91	335,836.50	355,041.41	
Percentage	4.90%	14.18%	12.87%	
<b>EUROPE &amp; CIS</b>	21,292.24	103,774.39	125,066.63	
Percentage	5.43%	4.38%	4.53%	
<b>LATIN AMERICA &amp; THE CARIBBEAN</b>	74,053.96	90,311.29	164,365.25	
Percentage	18.89%	3.81%	5.96%	
<b>OTHERS</b>	1,884.89	68,103.33	69,988.23	
Percentage	0.48%	2.88%	2.54%	

**TOTAL PROCUREMENT OF GOODS BY AGENCY AND COUNTRY OF PROCUREMENT : 2001**

**ALL SOURCES OF FUNDING**

(USD Thousand)

COUNTRY	AGENCY								
	UNDP/ NEX	UNDP/ DEX	ESCAP	ESCWA	ECA	ECLAC	FAO	IAEA	ICAO
AFGHANISTAN									
ALBANIA	241.01	521.98							
ALGERIA									
ANDORRA									
ANGOLA	94.49								
ANTIGUA & BARBUDA	1.25								
ARGENTINA	4,275.96						25.00	61.50	
ARMENIA	1,040.34						50.41		
AUSTRALIA	360.80	82.37				0.92	209.58	318.11	
AUSTRIA	65.05	112.53		0.49			527.96	9,792.40	
AZERBAIJAN	661.31								
BAHAMAS									
BAHRAIN									5.00
BANGLADESH	810.53	3.54					194.49	11.10	
BARBADOS									
BELARUS	181.75							25.80	
BELGIUM	705.76		18.04	54.18	3.10		1,536.10	60.77	
BELIZE									
BENIN	146.14								
BHUTAN	117.50								
BOLIVIA	41.32							6.60	97.00
BOSNIA AND HERZEGOVINA	35.95	1,148.50					1,787.55	3.80	
BOTSWANA	70.81						404.28		
BRAZIL	30,442.24						77.75	60.37	1,895.00
BRUNEI DARUSSALAM									
BULGARIA	862.80						36.42	2.30	
BURKINA FASO	150.28							7.00	
BURUNDI	33.96						1,388.99		
CAMBODIA	305.89						94.47		
CAMEROON								15.40	
CANADA	1,072.29	226.04			60.87		56.70	2,018.47	93.00
CAPE VERDE									
CENTRAL AFRICAN REPUBLIC									
CHAD	23.00						310.96		
CHILE	1,137.65					867.09	0.12	76.40	
CHINA	1,435.97		3.76				1,035.16	217.82	
COLOMBIA	8,171.87					3.00	10.39	62.50	
COMOROS									
CONGO									
CONGO, DEM. REP.	9.44								5.00
COSTA RICA	206.23						151.00	14.50	
COTE D'IVOIRE							22.65	38.80	
CROATIA	4.09								
CUBA	1,019.68							77.00	3.00
CYPRUS					191.73		785.38		
CZECH REPUBLIC								299.10	
DENMARK	6,495.92	23,306.56		51.51	125.65		3,095.69	178.49	
DJIBOUTI	46.42								
DOMINICA	24.26								
DOMINICAN REPUBLIC	167.02								79.00
DPR KOREA									12.00
ECUADOR	497.23							4.90	
EGYPT	328.84				3.99		20.23	18.20	
EL SALVADOR	1,919.97	37.88					76.06	17.10	
EQUATORIAL GUINEA									
ERITREA		7,000.00					56.00		
ESTONIA									
ETHIOPIA	233.10	10.43			769.74		152.86	2.90	
FIJI									
FINLAND	254.27						7.39	297.12	
FRANCE	3,800.46	630.81		73.61	10.53	0.30	5,263.57	1,906.63	31,510.91
GABON								3.40	
GAMBIA									
GEORGIA	158.92	40.08					248.03	5.20	
GERMANY	4,124.13	2.07		0.28	116.02		1,914.75	7,782.61	285.00
GHANA	176.20						65.42	24.50	
GREECE					6.70		6,350.00	50.90	
GRENADA									
GUATEMALA	2,558.94	12.30					17.79	324.00	
GUINEA	11.14								
GUINEA-BISSAU	98.38						69.07		7.00
GUYANA	174.83								
HAITI	209.70	44.21							
HONDURAS	7,222.92						21.00		
HUNGARY								673.24	
ICELAND									
INDIA	6,959.84	396.91			19.00		485.59	230.00	
INDONESIA	177.67	19.23					42.36	18.00	2.00
IRAN (ISLAMIC REPUBLIC OF)	130.07	637.79					213.29		
IRAQ	11.10								
IRELAND	33.39			0.57	90.43		2.15	33.83	2.00
ISRAEL	185.55	758.00						179.73	
ITALY	1,283.89	1,500.00			40.93		15,113.79	169.91	7,253.63
JAMAICA								80.40	
JAPAN	5,920.04	1,000.00			149.56		1,160.17	1,138.03	27.18

**TOTAL PROCUREMENT OF GOODS BY AGENCY AND COUNTRY OF PROCUREMENT : 2001**

**ALL SOURCES OF FUNDING**

(USD Thousand)

COUNTRY	AGENCY								
	UNDP/ NEX	UNDP/ DEX	ESCAP	ESCWA	ECA	ECLAC	FAO	IAEA	ICAO
JORDAN		1,166.08			1.05		16,370.50	19.40	
KAZAKHSTAN	176.93								
KENYA	150.49				35.27		181.04	90.70	
KIRIBATI									
KUWAIT									
KYRGYZSTAN	114.64								
LAO P.D.R.	226.01						101.75		
LATVIA	42.57							118.68	
LEBANON				884.37			8,009.15		4.00
LESOTHO									
LIBERIA									
LIBYAN ARAB JAMAHIRIYA									
LIECHTENSTEIN									
LITHUANIA	47.63							5.00	
LUXEMBOURG							50.29	61.11	
MACEDONIA (TFYR)	85.89	36.04					185.79	7.50	
MADAGASCAR	88.03	72.41						6.20	
MALAWI							182.19		
MALAYSIA	230.15	23.58					20.82	74.30	
MALDIVES	94.81								
MALI	1,255.00							39.90	
MALTA								7.40	
MARSHALL ISLANDS									
MAURITANIA									
MAURITIUS									
MEXICO	2,247.94						0.41	103.98	
MICRONESIA (FED. STATES OF)									
MOLDOVA (REPUBLIC OF)	487.41								
MONACO								1.66	
MONGOLIA	113.55							7.90	
MOROCCO	220.70						211.32	5.70	
MOZAMBIQUE	809.34						1.37		
MYANMAR								4.70	
NAMIBIA	86.30	35.20					8.13		
NAURU									
NEPAL	65.64								2.00
NETHERLANDS	1,456.79	200.36		0.40	77.71	11.11	10,167.61	1,915.64	
NEW ZEALAND								53.50	
NICARAGUA								1.30	
NIGER	235.82	119.62						4.00	
NIGERIA	513.21	160.00							
NORWAY	1,094.10						30.08	2.40	558.00
OMAN									
PALAU									
PAKISTAN	760.00	751.07					506.74	80.80	
PANAMA	1,319.01							1.80	243.24
PAPUA NEW GUINEA									
PARAGUAY	6,246.65								
PERU	798.37	132.05						5.50	4.00
PHILIPPINES	54.68							17.60	5.00
POLAND	15.32							66.64	
PORTUGAL	13.65	30.06					4.34	1.00	
QATAR									
REPUBLIC OF KOREA	102.72						111.75	166.94	
ROMANIA	44.76						298.32	188.40	
RUSSIAN FEDERATION	154.11						20.71	1,338.88	127.00
RWANDA	350.27	86.86					347.37		
SAMOA									
SAN MARINO									
SAO TOME & PRINCIPE									
SAUDI ARABIA	112.63	6,629.88							7.00
SENEGAL	107.49						81.86	24.60	
SEYCHELLES									
SIERRA LEONE							285.97	2.00	
SINGAPORE	39.72	62.37	5.46				255.08	27.07	
SLOVAKIA	33.41							46.10	
SLOVENIA								37.90	
SOLOMON ISLANDS									
SOMALIA		4.14							176.00
SOUTH AFRICA	1.24	5.16			70.56		677.24	478.77	130.00
SPAIN	1,409.14					0.10	760.46	185.23	5,253.00
SRI LANKA	677.42	3.84						3.00	
ST KITTS & NEVIS	3.54								
ST. LUCIA	5.53								
ST. VINCENT & THE GRENADINES									
SUDAN								17.00	
SURINAME	2.94								
SWAZILAND	28.94								
SWEDEN	61.23	246.78	24.29		1.06	0.05	100.52	769.31	
SWITZERLAND	2,064.24	50.61		16.73	38.63		4,191.76	548.51	
SYRIAN ARAB REPUBLIC							4.56	4.30	334.00
TAJIKISTAN	64.83								
THAILAND	30.96		2,023.44				2.02	62.20	
TOGO	52.55								
TONGA									

## TOTAL PROCUREMENT OF GOODS BY AGENCY AND COUNTRY OF PROCUREMENT : 2001

**ALL SOURCES OF FUNDING**

(USD Thousand)

COUNTRY	AGENCY								
	UNDP/ NEX	UNDP/ DEX	ESCAP	ESCWA	ECA	ECLAC	FAO	IAEA	ICAO
TRINIDAD & TOBAGO									
TUNISIA	184.01							40.50	
TURKEY	236.56	19.64					2,248.83		
TURKMENISTAN	81.69								
UNITED ARAB EMIRATES	2.46	314.17			555.82		361.32	5.60	
UGANDA							613.70	7.90	
UKRAINE	857.98							144.70	
UNITED KINGDOM	3,711.30	138.86	47.46	12.22	413.61	14.20	26,251.20	2,601.96	6,117.00
UNITED REP. OF TANZANIA	117.97						13.70	138.00	
URUGUAY	137.50						29.40	17.50	
USA	42,671.45	92.64	28.39	4.83	2,469.59	554.57	2,815.64	16,787.54	20,180.00
UZBEKISTAN	277.16								
VANUATU									
VENEZUELA	4,737.34	17.71						16.40	
VIET NAM	311.99							44.60	
YEMEN	2.77								
YUGOSLAVIA							533.10		
ZAMBIA								18.70	
ZIMBABWE	713.50	37.26					23.56	7.80	
<b>SUB-TOTAL</b>	<b>175,371.47</b>	<b>47,927.64</b>	<b>2,150.84</b>	<b>1,099.18</b>	<b>5,251.55</b>	<b>1,451.34</b>	<b>119,140.15</b>	<b>52,744.56</b>	<b>74,416.96</b>
UNSPECIFIED COUNTRIES	601.52	1,174.49					7,060.06	57.14	6.00
GLOBAL PROJECTS									
INTERREGIONAL PROJECTS									
ARAB COUNTRIES									
AFRICAN COUNTRIES									
ASIAN COUNTRIES									
EUROPEAN COUNTRIES								45.33	
LATIN AMERICA & THE CARIBBEAN									
<b>GRAND-TOTAL</b>	<b>175,972.99</b>	<b>49,102.13</b>	<b>2,150.84</b>	<b>1,099.18</b>	<b>5,251.55</b>	<b>1,451.34</b>	<b>126,200.21</b>	<b>52,847.03</b>	<b>74,422.96</b>
<b>INDUSTRIALIZED COUNTRIES:</b>	76,937.56	28,377.69	118.18	214.80	3,604.39	581.25	79,630.46	48,193.76	71,406.72
Percentage	43.72%	57.79%	5.49%	19.54%	68.63%	40.05%	63.10%	91.19%	95.95%
<b>DEVELOPING COUNTRIES/ ECONOMIES IN TRANSITION</b>	98,433.91	19,549.95	2,032.66	884.37	1,647.16	870.09	39,509.69	4,596.13	3,010.24
Percentage	55.94%	39.81%	94.51%	80.46%	31.37%	59.95%	31.31%	8.70%	4.04%
<b>ARAB COUNTRIES</b>	1,894.50	8,437.90		884.37	5.04		24,829.05	249.80	526.00
Percentage	1.08%	17.18%		80.46%	0.10%		19.67%	0.47%	0.71%
<b>AFRICAN COUNTRIES</b>	5559.54	7841.11			1,431.39		4,633.99	908.27	142.00
Percentage	3.16%	15.97%			27.26%		3.67%	1.72%	0.19%
<b>ASIAN COUNTRIES</b>	12,515.04	1,260.54	2,032.66		19.00		2,850.23	966.03	21.00
Percentage	7.11%	2.57%	94.51%		0.36%		2.26%	1.83%	0.03%
<b>EUROPE &amp; CIS</b>	4,894.95	1,766.25			191.73		6,787.51	1,540.28	
Percentage	2.78%	3.60%			3.65%		5.38%	2.91%	
<b>LATIN AMERICA &amp; THE CARIB.</b>	73,569.88	244.15				870.09	408.91	931.74	2,321.24
Percentage	41.81%	0.50%				59.95%	0.32%	1.76%	3.12%
<b>OTHERS</b>	601.52	1,174.49					7,060.06	57.14	6.00
Percentage	0.34%	2.39%					5.59%	0.11%	0.01%

**TOTAL PROCUREMENT OF GOODS BY AGENCY AND COUNTRY OF PROCUREMENT : 2001**

ALL SOURCES OF FUNDING	(USD Thousand)							
	COUNTRY	AGENCY						AGENCY
	ILO	ITU	PAHO	UNCTAD	UNDP/ HQ	UNDP/ IAPSO	UNESCO	UNFPA
AFGHANISTAN							4.00	
ALBANIA	21.33						9.00	18.14
ALGERIA								97.95
ANDORRA								
ANGOLA							56.00	
ANTIGUA & BARBUDA								
ARGENTINA		155.98	859.07					
ARMENIA								45.75
AUSTRALIA							86.00	27.03
AUSTRIA								
AZERBAIJAN							64.00	177.33
BAHAMAS			87.95					
BAHRAIN						337.99		
BANGLADESH	4.73			11.50				328.16
BARBADOS			1,360.69					
BELARUS								
BELGIUM			52,286.40	2.50		0.59	96.00	22,774.64
BELIZE			535.28					
BENIN	1.53							
BHUTAN				6.70				
BOLIVIA			1,540.84	10.00				114.33
BOSNIA AND HERZEGOVINA	98.41						22.00	
BOTSWANA				56.00				
BRAZIL			13,130.07				7,810.00	
BRUNEI DARUSSALAM								
BULGARIA								
BURKINA FASO		8.11						354.65
BURUNDI							193.00	100.98
CAMBODIA							65.00	
CAMEROON		58.66					2.00	188.21
CANADA			1,727.67				19.00	5,972.12
CAPE VERDE								27.34
CENTRAL AFRICAN REPUBLIC							6.00	
CHAD				27.30				
CHILE	4.27		2,127.06				26.00	
CHINA	20.46						468.00	526.16
COLOMBIA		407.97	823.77					
COMOROS	4.91							
CONGO							7.00	
CONGO, DEM. REP.								
COSTA RICA	17.39		2,589.13				164.00	
COTE D'IVOIRE						614.17		
CROATIA							3.00	
CUBA			816.56	17.60			30.00	
CYPRUS								
CZECH REPUBLIC							1.00	
DENMARK	73.68		41.98			9,543.30	300.00	983.29
DJIBOUTI								
DOMINICA								
DOMINICAN REPUBLIC	7.03		498.54					
DPR KOREA							1.00	
ECUADOR			1,124.13				87.00	
EGYPT							58.00	65.53
EL SALVADOR	7.94		3,305.86				27.00	
EQUATORIAL GUINEA							70.00	
ERITREA								
ESTONIA	1.33						5.00	
ETHIOPIA							2.00	
FIJI				12.60			158.00	4,856.34
FINLAND	5.26		42.03					
FRANCE	93.35		22,919.81			5,488.80	2,702.00	770.93
GABON	139.28							
GAMBIA	43.79						1.00	
GEORGIA							21.00	17.92
GERMANY	29.90		398.94			1,111.97	1,331.00	15,951.14
GHANA	4.00					22.81		
GREECE								
GRENADA								
GUATEMALA	24.95		3,051.29				222.00	43.07
GUINEA							6.00	
GUINEA-BISSAU								
GUYANA			202.78					
HAITI			1,773.51					384.08
HONDURAS	4.05	2.07	1,241.64	59.00			36.00	
HUNGARY	8.47			13.00				
ICELAND								
INDIA	28.19	136.33	24,116.54	7.00		1,123.62	80.00	12,370.29
INDONESIA	1.51						30.00	1,044.00
IRAN (ISLAMIC REPUBLIC OF)								
IRAQ		311.88					6.00	
IRELAND			38.39					
ISRAEL	45.99							702.78
ITALY	189.23		15,610.28			16,732.63	2,280.00	115.00
JAMAICA	5.66		863.03					
JAPAN	347.58		967.96	34.50		29,406.66	1,871.00	4,491.72



**TOTAL PROCUREMENT OF GOODS BY AGENCY AND COUNTRY OF PROCUREMENT : 2001**

COUNTRY	AGENCY							
	(USD Thousand)							
	ILO	ITU	PAHO	UNCTAD	UNDP/ HQ	UNDP/ IAPSO	UNESCO	UNFPA
JORDAN	81.47						3,073.00	508.39
KAZAKHSTAN							52.00	
KENYA	1.90	21.73					157.00	132.22
KIRIBATI								
KUWAIT								
KYRGYZSTAN							3.00	
LAO P.D.R.							39.00	
LATVIA								
LEBANON							18.00	30.33
LESOTHO	13.45							
LIBERIA	35.00						7.00	
LIBYAN ARAB JAMAHIRIYA							45.00	
LIECHTENSTEIN								
LITHUANIA								
LUXEMBOURG								
MACEDONIA (TFYR)								
MADAGASCAR	41.46						10.00	121.76
MALAWI								
MALAYSIA			2.08	12.00				19.72
MALDIVES								
MALI	7.66	77.38		4.70			7.00	
MALTA								
MARSHALL ISLANDS								
MAURITANIA							8.00	
MAURITIUS							36.00	
MEXICO			1,546.62				2.00	170.78
MICRONESIA (FED. STATES OF)								
MOLDOVA (REPUBLIC OF)								
MONACO								
MONGOLIA							10.00	
MOROCCO	1.39	18.20					65.00	
MOZAMBIQUE	12.35	90.50					126.00	
MYANMAR							387.00	
NAMIBIA								85.44
NAURU								
NEPAL	35.12			11.10		6.65		
NETHERLANDS	6.91		11,800.94			5,386.83	437.00	12,451.09
NEW ZEALAND								
NICARAGUA	11.16		1,123.61				90.00	162.40
NIGER	16.26							
NIGERIA	30.80						36.00	
NORWAY			63.80			82.77		2.20
OMAN						1.90		
PALAU								
PAKISTAN	4.51			10.00				415.00
PANAMA			435.49	4.70			34.00	
PAPUA NEW GUINEA							1.00	7.44
PARAGUAY			235.16					
PERU	3.04		1,060.34				35.00	
PHILIPPINES	11.76							77.70
POLAND							7.00	
PORTUGAL								
QATAR							26.00	
REPUBLIC OF KOREA			12,275.58					7,429.90
ROMANIA	0.97			41.40			12.00	36.99
RUSSIAN FEDERATION	45.68						78.00	
RWANDA							6.00	
SAMOA								
SAN MARINO								
SAO TOME & PRINCIPE								14.37
SAUDI ARABIA								
SENEGAL	16.56	105.12					22.00	
SEYCHELLES								
SIERRA LEONE								
SINGAPORE							64.00	1,091.38
SLOVAKIA								
SLOVENIA						68.26		
SOLOMON ISLANDS								
SOMALIA							65.00	
SOUTH AFRICA			13.46	3.80		64.61	75.00	241.56
SPAIN			138.08				13.00	6.78
SRI LANKA								49.17
ST KITTS & NEVIS								
ST. LUCIA								
ST. VINCENT & THE GRENADINES								
SUDAN							42.00	92.32
SURINAME			229.01				42.00	
SWAZILAND								
SWEDEN	44.51		81.93			2,867.19	433.00	90.16
SWITZERLAND	9,138.07		60.18			1,136.56	263.00	1,113.70
SYRIAN ARAB REPUBLIC							30.00	
TAJIKISTAN							21.00	
THAILAND	892.50					49.62	14.00	372.29
TOGO	10.29							
TONGA								

## TOTAL PROCUREMENT OF GOODS BY AGENCY AND COUNTRY OF PROCUREMENT : 2001

ALL SOURCES OF FUNDING		(USD Thousand)						
COUNTRY	AGENCY							
	ILO	ITU	PAHO	UNCTAD	UNDP/ HQ	UNDP/ IAPSO	UNESCO	UNFPA
TRINIDAD & TOBAGO			426.46					
TUNISIA		4.70					4.00	107.11
TURKEY			474.58			12,494.15	176.00	
TURKMENISTAN								
UNITED ARAB EMIRATES								
UGANDA		0.82					1.00	
UKRAINE	68.86						8.00	
UNITED KINGDOM	111.31					6,327.38	3,962.00	9,559.40
UNITED REP. OF TANZANIA	7.41					5.70		118.29
URUGUAY			1,566.39					
USA			24,374.25		5,000.00	2,262.68	436.00	15,032.52
UZBEKISTAN								
VANUATU								
VENEZUELA			230.50	15.30				
VIET NAM							41.00	
YEMEN				23.20				27.13
YUGOSLAVIA						66.63		
ZAMBIA								
ZIMBABWE	24.54						45.00	
<b>SUB-TOTAL</b>	<b>11,909.11</b>	<b>1,399.44</b>	<b>210,219.61</b>	<b>383.90</b>	<b>5,000.00</b>	<b>95,203.46</b>	<b>28,989.00</b>	<b>122,116.42</b>
UNSPECIFIED COUNTRIES		0.14	1,043.45	2.60			87.00	
GLOBAL PROJECTS							268.00	
INTERREGIONAL PROJECTS	93.43						149.00	
ARAB COUNTRIES							37.00	
AFRICAN COUNTRIES	142.58						213.00	
ASIAN COUNTRIES	20.54						27.00	
EUROPEAN COUNTRIES	52.43							
LATIN AMERICA & THE CARIBBEAN	26.99						176.00	
<b>GRAND-TOTAL</b>	<b>12,245.07</b>	<b>1,399.58</b>	<b>211,263.06</b>	<b>386.50</b>	<b>5,000.00</b>	<b>95,203.46</b>	<b>29,946.00</b>	<b>122,116.42</b>
<b>INDUSTRIALIZED COUNTRIES:</b>	10,131.46		130,552.63	37.00	5,000.00	80,347.36	14,465.00	94,900.84
Percentage	82.74%		61.80%	9.57%	100.00%	84.40%	48.30%	77.71%
<b>DEVELOPING COUNTRIES/ ECONOMIES IN TRANSITION</b>	2,020.18	1,399.44	79,666.99	346.90		14,856.10	14,977.00	27,215.58
Percentage	16.50%	99.99%	37.71%	89.75%		15.60%	50.01%	22.29%
<b>ARAB COUNTRIES</b>	151.72	334.78		23.20		339.90	3,477.00	928.76
Percentage	1.24%	23.92%		6.00%		0.36%	11.61%	0.76%
<b>AFRICAN COUNTRIES</b>	553.76	361.49	13.46	91.80		707.28	1,094.00	1384.82
Percentage	4.52%	25.83%	0.01%	23.75%		0.74%	3.65%	1.13%
<b>ASIAN COUNTRIES</b>	1,019.30	136.33	36,394.20	70.90		1,179.89	1,233.00	23,731.21
Percentage	8.32%	9.74%	17.23%	18.34%		1.24%	4.12%	19.43%
<b>EUROPE &amp; CIS</b>	182.94	0.82	474.58	54.40		12,629.03	392.00	296.13
Percentage	1.49%	0.06%	0.22%	14.08%		13.27%	1.31%	0.24%
<b>LATIN AMERICA &amp; THE CARIB.</b>	112.46	566.02	42,784.74	106.60			8,781.00	874.66
Percentage	0.92%	40.44%	20.25%	27.58%			29.32%	0.72%
<b>OTHERS</b>	93.43	0.14	1,043.45	2.60			504.00	
Percentage	0.76%	0.01%	0.49%	0.67%			1.68%	

## TOTAL PROCUREMENT OF GOODS BY AGENCY AND COUNTRY OF PROCUREMENT : 2001

**ALL SOURCES OF FUNDING**

(USD Thousand)

COUNTRY	AGENCY							
	UNHCR	UNICEF	UNIDO	UNOG	UNON	UNOPS	UNOV	UN/PD
AFGHANISTAN								
ALBANIA	69.00	729.70						185.93
ALGERIA		373.54	90.00					129.00
ANDORRA								
ANGOLA		1,004.48						
ANTIGUA & BARBUDA								
ARGENTINA		464.19				1,111.58		
ARMENIA		186.28						
AUSTRALIA	244.55	567.69	115.00		2.85	430.45		13,988.27
AUSTRIA		290.55				3,660.94	2,767.38	2,288.02
AZERBAIJAN		247.54						
BAHAMAS								
BAHRAIN								311.46
BANGLADESH		4,083.71						
BARBADOS		191.50						
BELARUS		124.17						
BELGIUM	163.19	120,038.22	54.00	88.44	13.58	4,332.08		589.57
BELIZE		121.31						
BENIN	81.99	292.86						
BHUTAN		515.32						
BOLIVIA		593.75						
BOSNIA AND HERZEGOVINA		1,609.52	45.00					1,730.57
BOTSWANA		121.87						
BRAZIL		1,461.89				3,166.63		
BRUNEI DARUSSALAM								
BULGARIA						1,343.14		200.00
BURKINA FASO		1,054.25				201.64		
BURUNDI		937.72			25.76			
CAMBODIA		1,914.11				529.22		
CAMEROON		347.54				638.46		
CANADA	19.21	8,607.78		0.55	53.20	496.22		6,058.12
CAPE VERDE		209.45						
CENTRAL AFRICAN REPUBLIC		446.54						240.74
CHAD		451.59	60.00					
CHILE		1,082.17						
CHINA	2,667.48	5,358.92	176.00		0.64	137.39	12.50	639.80
COLOMBIA		687.75						
COMOROS		299.36						
CONGO		279.57						17.02
CONGO, DEM. REP.		2,200.05				31.50		19,001.08
COSTA RICA		70.61				72.65		
COTE D'IVOIRE		419.03			8.19	1,277.90		
CROATIA					2.00	395.72		1,608.48
CUBA		1,271.61						
CYPRUS		1,014.01				20.55		3,802.55
CZECH REPUBLIC						2,092.35		
DENMARK	9,799.05	32,622.10		1.94	61.29	4,684.66	186.13	13,647.09
DJIBOUTI		110.24						34.42
DOMINICA								
DOMINICAN REPUBLIC		324.77				2,978.90		
DPR KOREA		196.65	68.00			24.48		
ECUADOR		191.54						
EGYPT	2,146.77	2,943.54	171.00			262.88		16.80
EL SALVADOR		1,937.02						
EQUATORIAL GUINEA		41.32						
ERITREA	1,491.05	388.20						1,829.70
ESTONIA								
ETHIOPIA		2,871.39	201.00			69.90		295.81
FIJI		210.73						
FINLAND	63.27	3,267.35	90.00	22.04		728.26	13.35	658.65
FRANCE	756.06	41,405.32	763.00	329.50	15.53	5,917.79		29,980.56
GABON		428.85						
GAMBIA		232.82						
GEORGIA		118.31						
GERMANY	2,980.10	12,004.83	401.00	24.51	0.20	4,654.99	3.15	7,785.48
GHANA		980.14						
GREECE		140.79						51.46
GRENADA								
GUATEMALA		1,118.21				79.34		361.56
GUINEA		313.62						7.76
GUINEA-BISSAU		313.62						
GUYANA		149.90						
HAITI		275.43						
HONDURAS		629.59						
HUNGARY		47.18	40.00					
ICELAND								
INDIA	2,395.79	103,619.40	590.00	146.80		2,171.36		11,921.51
INDONESIA	2,486.32	2,318.11						11,441.72
IRAN (ISLAMIC REPUBLIC OF)		2,826.57						
IRAQ		7,653.12	69.00		1.75			1,343.68
IRELAND		236.41		5.05				266.48
ISRAEL	45.24	74.46				85.78		15,808.52
ITALY	1,512.13	27,488.02	1,586.00	641.35		10,237.35	3.11	22,844.91
JAMAICA		85.97						
JAPAN	5,289.50	22,667.41		0.27		4,868.25		11,861.42

**TOTAL PROCUREMENT OF GOODS BY AGENCY AND COUNTRY OF PROCUREMENT : 2001**

**ALL SOURCES OF FUNDING**

(USD Thousand)

COUNTRY	AGENCY							
	UNHCR	UNICEF	UNIDO	UNOG	UNON	UNOPS	UNOV	UN/PD
JORDAN		1,058.64	35.00					109.64
KAZAKHSTAN		2,258.33						
KENYA	2,607.85	9,207.94		12.46	4,032.45	26.40		140.17
KIRIBATI								
KUWAIT								7.38
KYRGYZSTAN		164.97						
LAO P.D.R.		753.60						
LATVIA								
LEBANON	2.40	277.49	111.00			901.58		7,392.45
LESOTHO		97.41						
LIBERIA		558.93						
LIBYAN ARAB JAMAHIRIYA		3.05						
LIECHTENSTEIN								
LITHUANIA								2.33
LUXEMBOURG		2,900.05						
MACEDONIA (TFYR)						275.27		6,910.89
MADAGASCAR		780.40						
MALAWI		976.08				3.20		
MALAYSIA		11.95	60.00			97.09		129.88
MALDIVES		101.73						
MALI		1,480.19						
MALTA		1,953.33			73.02			
MARSHALL ISLANDS								
MAURITANIA		334.33						
MAURITIUS		96.49				125.31		
MEXICO		379.51	68.00			435.30		
MICRONESIA (FED. STATES OF)								
MOLDOVA (REPUBLIC OF)		199.80						
MONACO	78.53							14,858.88
MONGOLIA		410.99						
MOROCCO		709.79	44.00					3,369.47
MOZAMBIQUE		1,305.61				177.14		
MYANMAR		1,445.69				20.00		
NAMIBIA		351.77						
NAURU								
NEPAL		1,311.64						
NETHERLANDS	1,501.00	1,753.76	197.00	0.53	105.89	2,254.42		3,448.96
NEW ZEALAND						0.64		2,299.60
NICARAGUA		311.53						
NIGER		970.72						
NIGERIA		3,916.71	33.00					2.55
NORWAY	1,941.06	4,745.59		29.58	14.06	2.88		1,056.46
OMAN	134.35	538.04						112.02
PALAU						483.83		
PAKISTAN	8,917.46	9,519.77	100.00	30.27				193.41
PANAMA		872.73				1,307.29		
PAPUA NEW GUINEA		136.62						
PARAGUAY		90.09						
PERU		547.87				134.49		
PHILIPPINES		2,091.64	30.00					
POLAND		452.48						130.50
PORTUGAL		1.93		0.44				
QATAR								
REPUBLIC OF KOREA	3,809.58	10,766.80	227.00			712.59		292.23
ROMANIA		354.73						
RUSSIAN FEDERATION		1,503.78		94.56				
RWANDA		461.15						121.50
SAMOA		7.76						
SAN MARINO								
SAO TOME & PRINCIPE		73.31						
SAUDI ARABIA		14.57				353.67		215.16
SENEGAL	81.44	1,991.32	64.00					
SEYCHELLES								
SIERRA LEONE		1,369.21						20,163.85
SINGAPORE		57.78		4.57		80.64		1,630.77
SLOVAKIA						17.48		
SLOVENIA	5.95					962.95		216.35
SOLOMON ISLANDS		10.16						
SOMALIA		398.89						
SOUTH AFRICA	1,239.90	9,809.41	150.00		5.99	397.76		4,312.63
SPAIN		1,215.25	411.00	0.32		2,731.18		194.40
SRI LANKA		1,164.48	500.00					
ST KITTS & NEVIS								
ST. LUCIA								
ST. VINCENT & THE GRENADINES								
SUDAN		1,351.55						32.79
SURINAME								
SWAZILAND		23.25						
SWEDEN	1,340.18	8,787.64		0.08		134.84		3,340.69
SWITZERLAND	4,593.36	2,872.01	81.00	8,773.78	1.04	5,833.48	44.38	1,693.41
SYRIAN ARAB REPUBLIC		233.64						1,947.27
TAJIKISTAN		149.47						
THAILAND	313.60	3,383.41				104.70		54.93
TOGO		656.62				375.56		
TONGA		2.75						

## TOTAL PROCUREMENT OF GOODS BY AGENCY AND COUNTRY OF PROCUREMENT : 2001

ALL SOURCES OF FUNDING									(USD Thousand)
COUNTRY	AGENCY								
	UNHCR	UNICEF	UNIDO	UNOG	UNON	UNOPS	UNOV	UN/PD	
TRINIDAD & TOBAGO									
TUNISIA		226.72							
TURKEY		15,280.06	124.00			59.08		546.67	
TURKMENISTAN		124.64							
UNITED ARAB EMIRATES		732.87				361.26		2,108.44	
UGANDA		2,118.47						13.09	
UKRAINE		474.81	77.00						
UNITED KINGDOM	7,221.52	9,523.99	413.00	356.67	177.43	6,006.82	53.97	23,582.24	
UNITED REP. OF TANZANIA		1,904.25							
URUGUAY		254.67							
USA	2,549.88	17,105.35	207.00	60.26	201.90	23,014.29	16.15	83,722.53	
UZBEKISTAN		889.08							
VANUATU		20.01							
VENEZUELA		20.01							
VIET NAM		2,999.05							
YEMEN		1,764.56							
YUGOSLAVIA		6,622.34			3.50	1,477.29		5,365.32	
ZAMBIA		1,207.77			40.00				
ZIMBABWE		1,133.65				58.43			
<b>SUB-TOTAL</b>	<b>68,548.75</b>	<b>594,043.46</b>	<b>7,451.00</b>	<b>10,623.97</b>	<b>4,843.51</b>	<b>105,629.21</b>	<b>3,100.10</b>	<b>370,667.00</b>	
UNSPECIFIED COUNTRIES		1,580.29			101.98			2,711.19	
GLOBAL PROJECTS			278.00						
INTERREGIONAL PROJECTS									
ARAB COUNTRIES									
AFRICAN COUNTRIES			317.00						
ASIAN COUNTRIES									
EUROPEAN COUNTRIES									
LATIN AMERICA & THE CARIBBEAN			37.00						
<b>GRAND-TOTAL</b>	<b>68,548.75</b>	<b>595,623.75</b>	<b>8,083.00</b>	<b>10,623.97</b>	<b>4,945.49</b>	<b>105,629.21</b>	<b>3,100.10</b>	<b>373,378.18</b>	
<b>INDUSTRIALIZED COUNTRIES:</b>	40,097.83	319,820.28	4,318.00	10,429.87	646.97	80,075.32	3,087.60	260,025.71	
Percentage	58.50%	53.70%	53.42%	98.17%	13.08%	75.81%	99.60%	69.64%	
<b>DEVELOPING COUNTRIES/ ECONOMIES IN TRANSITION</b>	28,450.92	274,223.17	3,487.00	194.10	4,196.54	25,553.89	12.50	110,641.29	
Percentage	41.50%	46.04%	43.14%	1.83%	84.86%	24.19%	0.40%	29.63%	
<b>ARAB COUNTRIES</b>	2,283.52	20,958.77	597.00		1.75	1,518.13		15,021.55	
Percentage	3.33%	3.52%	7.39%		0.04%	1.44%		4.02%	
<b>AFRICAN COUNTRIES</b>	5,502.23	53,073.64	825.00	12.46	4,115.63	3,744.46		48,241.25	
Percentage	8.03%	8.91%	10.21%	0.12%	83.22%	3.54%		12.92%	
<b>ASIAN COUNTRIES</b>	20,590.23	152,412.76	1,751.00	181.64	0.64	4,361.30	12.50	26,304.25	
Percentage	30.04%	25.59%	21.66%	1.71%	0.01%	4.13%	0.40%	7.04%	
<b>EUROPE &amp; CIS</b>	74.95	34,644.41	209.00		78.52	6,643.83		20,712.68	
Percentage	0.11%	5.82%	2.59%		1.59%	6.29%		5.55%	
<b>LATIN AMERICA &amp; THE CARIB.</b>		13,133.59	105.00			9,286.18		361.56	
Percentage		2.21%	1.30%			8.79%		0.10%	
<b>OTHERS</b>		1,580.29	278.00		101.98			2,711.19	
Percentage		0.27%	3.44%		2.06%			0.73%	

**TOTAL PROCUREMENT OF GOODS BY AGENCY AND COUNTRY OF PROCUREMENT : 2001**

**ALL SOURCES OF FUNDING**

(USD Thousand)

COUNTRY	AGENCY						TOTAL (ALL)	%
	UNRWA	WFP	WHO	WIPO	WMO	WTO		
AFGHANISTAN							4.00	0.00%
ALBANIA							1,796.09	0.07%
ALGERIA		17.11					707.61	0.03%
ANDORRA								
ANGOLA		1,722.24					2,877.21	0.10%
ANTIGUA & BARBUDA							1.25	0.00%
ARGENTINA		4,345.83	2.53	344.73			11,646.36	0.42%
ARMENIA				13.77	5.10		1,341.65	0.05%
AUSTRALIA	129.99	6,475.49	256.95	111.63			23,407.69	0.85%
AUSTRIA	139.35		41.82	24.30			19,710.78	0.71%
AZERBAIJAN		177.85					1,328.03	0.05%
BAHAMAS							87.95	0.00%
BAHRAIN	7.09						661.55	0.02%
BANGLADESH		2,337.40	8.78				7,793.94	0.28%
BARBADOS					35.38		1,587.57	0.06%
BELARUS							331.72	0.01%
BELGIUM	647.84	9,032.43	592.06	3,061.18			216,150.68	7.83%
BELIZE		75.28					731.87	0.03%
BENIN		149.55					672.07	0.02%
BHUTAN		1,079.82					1,719.34	0.06%
BOLIVIA		589.79					2,993.61	0.11%
BOSNIA AND HERZEGOVINA							6,481.30	0.23%
BOTSWANA							652.96	0.02%
BRAZIL			2.54	834.68	182.20		59,063.37	2.14%
BRUNEI DARUSSALAM								
BULGARIA	167.76			3.87	9.13		2,625.41	0.10%
BURKINA FASO		1,454.46					3,230.39	0.12%
BURUNDI							2,680.41	0.10%
CAMBODIA		2,294.92					5,203.61	0.19%
CAMEROON		1,629.50					2,879.76	0.10%
CANADA	439.04	22,551.17	48.38	28.17	202.86		49,750.87	1.80%
CAPE VERDE							236.79	0.01%
CENTRAL AFRICAN REPUBLIC							693.28	0.03%
CHAD		954.74					1,827.59	0.07%
CHILE							5,320.75	0.19%
CHINA		3,164.17	123.93	102.92	7.64		16,098.71	0.58%
COLOMBIA				10.78			10,178.02	0.37%
COMOROS							304.26	0.01%
CONGO							303.59	0.01%
CONGO, DEM. REP.		396.16					21,643.23	0.78%
COSTA RICA				24.56	1.26		3,311.33	0.12%
COTE D'IVOIRE							2,380.75	0.09%
CROATIA							2,013.30	0.07%
CUBA		110.40					3,345.84	0.12%
CYPRUS	494.00		66.17				6,374.38	0.23%
CZECH REPUBLIC				34.45			2,426.90	0.09%
DENMARK	2,105.00	2,226.10	2,486.34		3.63		112,019.39	4.06%
DJIBOUTI							191.08	0.01%
DOMINICA							24.26	0.00%
DOMINICAN REPUBLIC							4,055.25	0.15%
DPR KOREA							302.13	0.01%
ECUADOR		153.55					2,058.35	0.07%
EGYPT	1,587.36	264.47		7.17			7,894.78	0.29%
EL SALVADOR		759.32		32.67			8,120.81	0.29%
EQUATORIAL GUINEA							111.32	0.00%
ERITREA		82.73					10,847.67	0.39%
ESTONIA				5.49			6.81	0.00%
ETHIOPIA		12,754.06					17,366.19	0.63%
FIJI							225.33	0.01%
FINLAND		99.00	1,546.38	2.53	85.58		12,196.81	0.44%
FRANCE	4,640.07	5,682.30	5,070.98	2,026.55	811.37		172,570.74	6.25%
GABON							571.53	0.02%
GAMBIA		69.86					347.47	0.01%
GEORGIA							609.46	0.02%
GERMANY	1,166.08	5,273.59	21,984.69	7,446.79	2,048.23		98,821.44	3.58%
GHANA		30.03	108.84	39.34			1,451.27	0.05%
GREECE	5.55						6,605.41	0.24%
GRENADA								
GUATEMALA		409.03					8,222.46	0.30%
GUINEA						14.21	352.74	0.01%
GUINEA-BISSAU							488.08	0.02%
GUYANA							527.50	0.02%
HAITI		136.36		12.85			2,836.15	0.10%
HONDURAS		540.34					9,756.60	0.35%
HUNGARY	93.65	218.05	29.50	57.40			1,180.49	0.04%
ICELAND								
INDIA	27.24	8,515.10	1,244.57	5.08	3.44		176,593.60	6.40%
INDONESIA		130.26	56.44				17,767.62	0.64%
IRAN (ISLAMIC REPUBLIC OF)	20.16	3,951.94		27.97			7,807.79	0.28%
IRAQ							9,396.52	0.34%
IRELAND	32.78	57.00	573.64	2.53			1,374.64	0.05%
ISRAEL	2,120.42		9.65	4.38			20,020.50	0.73%
ITALY	769.89	13,205.62	728.79	7.18	20.99		139,334.61	5.05%
JAMAICA							1,035.06	0.04%
JAPAN	3,051.44	52,060.19	7,776.96	2,182.00	85.23		156,357.06	5.67%

**TOTAL PROCUREMENT OF GOODS BY AGENCY AND COUNTRY OF PROCUREMENT : 2001**

**ALL SOURCES OF FUNDING**

(USD Thousand)

COUNTRY	AGENCY						TOTAL (ALL)	%
	UNRWA	WFP	WHO	WIPO	WMO	WTO		
JORDAN	5,454.41	1.83	64.00				27,943.40	1.01%
KAZAKHSTAN		10,279.80					12,767.06	0.46%
KENYA		3,999.59	13.50		10.39		20,821.10	0.75%
KIRIBATI								
KUWAIT							7.38	0.00%
KYRGYZSTAN							282.61	0.01%
LAO P.D.R.							1,120.36	0.04%
LATVIA							161.24	0.01%
LEBANON	2,922.05						20,552.82	0.74%
LESOTHO		353.16					464.02	0.02%
LIBERIA							600.93	0.02%
LIBYAN ARAB JAMAHIRIYA							48.05	0.00%
LIECHTENSTEIN								
LITHUANIA							54.96	0.00%
LUXEMBOURG			527.34				3,538.79	0.13%
MACEDONIA (TFYR)							7,501.37	0.27%
MADAGASCAR		1,110.92					2,231.19	0.08%
MALAWI		3,589.18	1.62				4,752.26	0.17%
MALAYSIA	687.80	3,694.48					5,063.85	0.18%
MALDIVES					5.96		202.50	0.01%
MALI		1,128.75			40.17		4,040.74	0.15%
MALTA	8.38						2,042.13	0.07%
MARSHALL ISLANDS								
MAURITANIA		4.83					347.16	0.01%
MAURITIUS							257.80	0.01%
MEXICO					63.51		5,018.04	0.18%
MICRONESIA (FED. STATES OF)								
MOLDOVA (REPUBLIC OF)							687.21	0.02%
MONACO							14,939.07	0.54%
MONGOLIA							542.44	0.02%
MOROCCO							4,645.57	0.17%
MOZAMBIQUE		2,434.82	0.95				4,958.08	0.18%
MYANMAR		534.28	88.20				2,479.87	0.09%
NAMIBIA		265.43					832.26	0.03%
NAURU								
NEPAL		10,376.52					11,808.67	0.43%
NETHERLANDS	8,218.18	12,772.69	12,377.86	3,044.89	68.08		89,655.64	3.25%
NEW ZEALAND			92.71				2,446.44	0.09%
NICARAGUA		681.84					2,381.85	0.09%
NIGER		4,015.88			66.68		5,428.98	0.20%
NIGERIA					6.49		4,701.99	0.17%
NORWAY	104.40	779.00	793.93				11,300.29	0.41%
OMAN			78.98				865.30	0.03%
PALAU							483.83	0.02%
PAKISTAN	836.87	11,038.40	1.50				33,165.81	1.20%
PANAMA							4,218.27	0.15%
PAPUA NEW GUINEA							145.06	0.01%
PARAGUAY				27.75			6,599.65	0.24%
PERU		432.21	2.50				3,155.37	0.11%
PHILIPPINES							2,288.38	0.08%
POLAND			0.56				672.50	0.02%
PORTUGAL	1,067.86	938.00	0.62				2,057.90	0.07%
QATAR							26.00	0.00%
REPUBLIC OF KOREA	11.29		667.76	56.77			36,630.90	1.33%
ROMANIA							977.56	0.04%
RUSSIAN FEDERATION		6,311.50		8.64	30.34		9,713.20	0.35%
RWANDA		214.66					1,587.81	0.06%
SAMOA							7.76	0.00%
SAN MARINO								
SAO TOME & PRINCIPE						4.35	92.02	0.00%
SAUDI ARABIA	4.68						7,337.59	0.27%
SENEGAL		538.35	194.33				3,227.07	0.12%
SEYCHELLES								
SIERRA LEONE							21,821.03	0.79%
SINGAPORE		3,228.30	388.88	3.13			6,939.17	0.25%
SLOVAKIA							96.99	0.00%
SLOVENIA							1,291.40	0.05%
SOLOMON ISLANDS							10.16	0.00%
SOMALIA							644.03	0.02%
SOUTH AFRICA		12,600.89	650.27	8.00			30,936.24	1.12%
SPAIN	64.41		72.70	24.85		2.12	12,482.02	0.45%
SRI LANKA		14.12	95.00				2,507.04	0.09%
ST KITTS & NEVIS							3.54	0.00%
ST. LUCIA							5.53	0.00%
ST. VINCENT & THE GRENADINES								
SUDAN		5,113.14		0.28			6,649.07	0.24%
SURINAME							273.95	0.01%
SWAZILAND							52.19	0.00%
SWEDEN	77.13		683.07	1.13			19,084.79	0.69%
SWITZERLAND	304.01	34.00	14,536.41	72,359.35	11.05		129,759.28	4.70%
SYRIAN ARAB REPUBLIC	1,070.57						3,624.35	0.13%
TAJIKISTAN		56.27					291.57	0.01%
THAILAND		11,020.16	848.77				19,172.59	0.69%
TOGO							1,095.02	0.04%
TONGA							2.75	

## TOTAL PROCUREMENT OF GOODS BY AGENCY AND COUNTRY OF PROCUREMENT : 2001

ALL SOURCES OF FUNDING							(USD Thousand)	
COUNTRY	AGENCY						TOTAL (ALL)	%
	UNRWA	WFP	WHO	WIPO	WMO	WTO		
TRINIDAD & TOBAGO				16.78			443.24	0.02%
TUNISIA							567.04	0.02%
TURKEY	5,641.23	7,103.58					44,404.38	1.61%
TURKMENISTAN							206.33	0.01%
UNITED ARAB EMIRATES	440.43	5,851.95	0.91	15.53	187.47		10,938.23	0.40%
UGANDA		8,169.73					10,924.71	0.40%
UKRAINE		537.81					2,169.16	0.08%
UNITED KINGDOM	728.08	4,366.00	7,061.53	1,324.75	109.57	2.21	120,195.69	4.36%
UNITED REP. OF TANZANIA		7,585.48	371.70				10,262.50	0.37%
URUGUAY				78.75			2,084.21	0.08%
USA	254.96	509.61	4,878.12	2,455.42	1,972.69	1.34	269,659.59	9.77%
UZBEKISTAN							1,166.24	0.04%
VANUATU							20.01	0.00%
VENEZUELA							5,037.26	0.18%
VIET NAM		1,904.77					5,301.40	0.19%
YEMEN		0.82					1,818.47	0.07%
YUGOSLAVIA		748.90	72.41				14,889.46	0.54%
ZAMBIA		4,215.77	1.45		31.71		5,515.40	0.20%
ZIMBABWE		6.30	84.60				2,134.65	0.08%
<b>SUB-TOTAL</b>	<b>45,541.43</b>	<b>313,740.96</b>	<b>87,412.10</b>	<b>95,881.00</b>	<b>6,106.11</b>	<b>24.23</b>	<b>2,668,387.45</b>	<b>96.70%</b>
UNSPECIFIED COUNTRIES		48,024.21		6,749.75			69,199.80	2.51%
GLOBAL PROJECTS							546.00	0.00
INTERREGIONAL PROJECTS							242.43	0.00
ARAB COUNTRIES	18,581.62						18,618.62	0.01
AFRICAN COUNTRIES							672.58	0.00
ASIAN COUNTRIES	1,393.07						1,440.60	0.00
EUROPEAN COUNTRIES	35.60						133.35	0.00
LATIN AMERICA & THE CARIBBEAN							239.99	0.00
<b>GRAND-TOTAL</b>	<b>65,551.70</b>	<b>361,765.17</b>	<b>87,412.10</b>	<b>102,630.74</b>	<b>6,106.11</b>	<b>24.23</b>	<b>2,759,480.82</b>	<b>100.00%</b>
<b>INDUSTRIALIZED COUNTRIES:</b>	26,066.47	142,373.69	82,140.92	94,116.28	5,449.60	5.67	1,713,153.31	62.08%
Percentage	39.76%	39.36%	93.97%	91.70%	89.25%	23.40%	62.08%	
<b>DEVELOPING COUNTRIES/ ECONOMIES IN TRANSITION</b>	39,485.23	171,367.27	5,271.18	1,764.72	656.51	18.56	976,339.28	35.41%
Percentage	60.24%	47.37%	6.03%	1.72%	10.75%	76.60%	35.38%	
<b>ARAB COUNTRIES</b>	29,647.93	9,887.12	142.98	35.41			122,176.17	5.80%
Percentage	45.23%	2.73%	0.16%	0.03%			4.43%	
<b>AFRICAN COUNTRIES</b>	440.43	67,159.30	1,428.16	62.87	342.90	18.56	209,689.81	7.87%
Percentage	0.67%	18.56%	1.63%	0.06%	5.62%	76.60%	7.60%	
<b>ASIAN COUNTRIES</b>	2,956.27	59,332.72	3,523.84	167.90	17.03		355,041.41	12.87%
Percentage	4.51%	16.40%	4.03%	0.16%	0.28%		12.87%	
<b>EUROPE &amp; CIS</b>	6,440.61	26,754.19	168.63	114.98	14.23		125,066.63	4.21%
Percentage	9.83%	7.40%	0.19%	0.11%	0.23%		4.53%	
<b>LATIN AMERICA &amp; THE CARIB.</b>		8,233.95	7.57	1,383.56	282.34		164,365.25	5.96%
Percentage		2.28%	0.01%	1.35%	4.62%		5.96%	
<b>OTHERS</b>		48,024.21		6,749.75			69,988.23	2.54%
Percentage		13.27%		6.58%			2.54%	



**PROCUREMENT OF SERVICES BY CONTRACTOR'S COUNTRY OF HEAD OFFICE  
AND SOURCE OF FUNDS: 2001**

COUNTRY	SOURCE OF FUNDING		(USD Thousand)	
	UNDP	AP	TOTAL	(%)
AFGHANISTAN		149.35	149.35	0.01%
ALBANIA	134.17	436.77	570.94	0.03%
ALGERIA		23.37	23.37	0.00%
ANDORRA				
ANGOLA		8,532.50	8,532.50	0.46%
ANTIGUA & BARBUDA				
ARGENTINA	451.13	61.36	512.49	0.03%
ARMENIA	90.00	151.63	241.63	0.01%
AUSTRALIA	3,789.52	15,968.42	19,757.94	1.06%
AUSTRIA	32.20	5,623.49	5,655.68	0.30%
AZERBAIJAN	239.05	70.84	309.89	0.02%
BAHAMAS				
BAHRAIN	84.00	2.40	86.40	0.00%
BANGLADESH	3,195.40	3,106.76	6,302.16	0.34%
BARBADOS		62.74	62.74	0.00%
BELARUS	212.83	18.36	231.19	0.01%
BELGIUM	108.75	3,431.05	3,539.79	0.19%
BELIZE				
BENIN	173.53	28.93	202.46	0.01%
BHUTAN	96.12		96.12	0.01%
BOLIVIA	2,706.41	126.96	2,833.37	0.15%
BOSNIA AND HERZEGOVINA	22,998.28	1,750.67	24,748.94	1.33%
BOTSWANA	217.23	93.45	310.68	0.02%
BRAZIL	46,079.64	2,732.51	48,812.15	2.62%
BRUNEI DARUSSALAM				
BULGARIA	14,867.90	274.73	15,142.63	0.81%
BURKINA FASO		206.59	206.59	0.01%
BURUNDI	69.78	14.98	84.76	0.00%
CAMBODIA	574.77	2,621.80	3,196.57	0.17%
CAMEROON	5.00	307.63	312.63	0.02%
CANADA	1,145.43	9,482.40	10,627.83	0.57%
CAPE VERDE	11.70	21.50	33.20	0.00%
CENTRAL AFRICAN REPUBLIC		1,329.26	1,329.26	0.07%
CHAD	234.51		234.51	0.01%
CHILE	2,180.80	1,100.98	3,281.77	0.18%
CHINA	254.00	17,888.73	18,142.73	0.97%
COLOMBIA	49,286.85	215.10	49,501.95	2.66%
COMOROS	9.00		9.00	0.00%
CONGO	308.64	25.00	333.64	0.02%
CONGO, DEM. REP.	54.10	9,501.22	9,555.32	0.51%
COSTA RICA	63.47	582.59	646.06	0.03%
COTE D'IVOIRE	417.11	135.98	553.09	0.03%
CROATIA		74.68	74.68	0.00%
CUBA	104.57	36.60	141.17	0.01%
CYPRUS		4,687.47	4,687.47	0.25%
CZECH REPUBLIC		314.50	314.50	0.02%
DENMARK	1,436.97	8,101.04	9,538.01	0.51%
DJIBOUTI				
DOMINICA	12.62		12.62	0.00%
DOMINICAN REPUBLIC	2,100.66	610.00	2,710.66	0.15%
DPR KOREA				
ECUADOR	9,678.21	0.80	9,679.01	0.52%
EGYPT	1,006.94	14,626.83	15,633.77	0.84%
EL SALVADOR	11,076.27	178.50	11,254.77	0.60%
EQUATORIAL GUINEA				
ERITREA	50.00	3,396.04	3,446.04	0.18%
ESTONIA				
ETHIOPIA	117.59	10,738.71	10,856.30	0.58%
FIJI		76.69	76.69	0.00%
FINLAND		2,308.08	2,308.08	0.12%
FRANCE	32,332.53	10,923.14	43,255.67	2.32%
GABON				
GAMBIA	340.00		340.00	0.02%
GEORGIA	166.16	46.00	212.16	0.01%
GERMANY	45,341.01	4,164.79	49,505.80	2.66%
GHANA	59.41	189.22	248.63	0.01%
GREECE		8.50	8.50	0.00%
GRENADA	62.00		62.00	0.00%
GUATEMALA	10,148.71	1,768.22	11,916.93	0.64%
GUINEA		2.40	2.40	0.00%
GUINEA-BISSAU	162.51		162.51	0.01%
GUYANA				
HAITI	94.78	197.64	292.42	0.02%
HONDURAS	6,998.10	101.97	7,100.07	0.38%
HUNGARY		540.30	540.30	0.03%
ICELAND				
INDIA	64,224.95	14,176.31	78,401.26	4.21%
INDONESIA	1,010.29	240.45	1,250.75	0.07%
IRAN (ISLAMIC REPUBLIC OF)	384.65	223.21	607.86	0.03%
IRAQ		148,433.71	148,433.71	7.96%
IRELAND		10,695.09	10,695.09	0.57%
ISRAEL	1,503.80	1,376.66	2,880.46	0.15%
ITALY	1,652.14	47,198.76	48,850.90	2.62%
JAMAICA	15.00	62.00	77.00	0.00%
JAPAN	2,229.49	161.64	2,391.12	0.13%

**PROCUREMENT OF SERVICES BY CONTRACTOR'S COUNTRY OF HEAD OFFICE  
AND SOURCE OF FUNDS: 2001**

COUNTRY	SOURCE OF FUNDING		(USD Thousand)	
	UNDP	AP	TOTAL	(%)
JORDAN	26.39	6,383.09	6,409.48	0.34%
KAZAKHSTAN	130.70	62.96	193.66	0.01%
KENYA	235.56	6,002.55	6,238.11	0.33%
KIRIBATI				
KUWAIT				
KYRGYZSTAN	66.73	157.50	224.23	0.00
LAO P.D.R.				
LATVIA	34.20	4.35	38.55	0.00
LEBANON	433.82	10,689.01	11,122.83	0.01
LESOTHO				
LIBERIA				
LIBYAN ARAB JAMAHIRIYA	20.75		20.75	0.00
LIECHTENSTEIN				
LITHUANIA	107.50	29.70	137.20	0.00
LUXEMBOURG		45.54	45.54	0.00
MACEDONIA (TFYR)	93.85	6,738.81	6,832.67	0.00
MADAGASCAR	954.57	780.12	1,734.69	0.00
MALAWI	332.40	310.70	643.10	0.00
MALAYSIA	145.13	115.23	260.37	0.00
MALDIVES	1.99		1.99	0.00
MALI	692.85	188.06	880.91	0.00
MALTA				
MARSHALL ISLANDS				
MAURITANIA				
MAURITIUS	9.00	1.30	10.30	0.00
MEXICO	180.23	938.80	1,119.03	0.00
MICRONESIA (FED. STATES OF)				
MOLDOVA (REPUBLIC OF)	373.38		373.38	0.00
MONACO		867.09	867.09	0.00
MONGOLIA	91.50	163.43	254.93	0.00
MOROCCO	62.36	998.80	1,061.16	0.00
MOZAMBIQUE	3,082.45	42.80	3,125.25	0.00
MYANMAR		0.90	0.90	0.00
NAMIBIA	80.75	32.07	112.82	0.00
NAURU				
NEPAL	2,434.34	226.70	2,661.04	0.00
NETHERLANDS	1,955.71	7,712.07	9,667.78	0.01
NEW ZEALAND	25.32	142.34	167.66	0.00
NICARAGUA	15.00	539.18	554.18	0.00
NIGER	726.02	102.43	828.45	0.00
NIGERIA	7,582.06	1,186.69	8,768.75	0.00
NORWAY	50.00	4,934.93	4,984.93	0.00
OMAN		79.00	79.00	0.00
PALAU		110.19	110.19	0.00
PAKISTAN	1,045.00	1,310.60	2,355.60	0.00
PANAMA	92,330.75	19.28	92,350.03	0.05
PAPUA NEW GUINEA		61.97	61.97	0.00
PARAGUAY	2,772.19		2,772.19	0.00
PERU	13,451.00	88.50	13,539.50	0.01
PHILIPPINES	232.59	282.39	514.98	0.00
POLAND	536.77	166.90	703.67	0.00
PORTUGAL		1,320.00	1,320.00	0.00
QATAR				
REPUBLIC OF KOREA	60.00	107.58	167.58	0.00
ROMANIA	608.15	459.52	1,067.67	0.00
RUSSIAN FEDERATION	3,182.89	97,140.35	100,323.23	0.05
RWANDA		9.00	9.00	0.00
SAMOA		1.10	1.10	0.00
SAN MARINO				
SAO TOME & PRINCIPE	17.98	1.10	19.08	0.00
SAUDI ARABIA	97.95		97.95	0.00
SENEGAL	502.08	425.39	927.47	0.00
SEYCHELLES				
SIERRA LEONE	12.00	2,663.19	2,675.19	0.00
SINGAPORE		421.65	421.65	0.00
SLOVAKIA	93.81	386.70	480.51	0.00
SLOVENIA		299.87	299.87	0.00
SOLOMON ISLANDS				
SOMALIA	141.49		141.49	0.00
SOUTH AFRICA	55.44	31,374.83	31,430.27	0.02
SPAIN	1,966.26	520.40	2,486.67	0.00
SRI LANKA	511.39	467.38	978.77	0.00
ST KITTS & NEVIS				
ST. LUCIA	34.40		34.40	0.00
ST. VINCENT & THE GRENADINES	63.00		63.00	0.00
SUDAN		50.00	50.00	0.00
SURINAME	3.80		3.80	0.00
SWAZILAND	53.70		53.70	0.00
SWEDEN	83.29	1,024.72	1,108.01	0.00
SWITZERLAND	590.07	45,005.84	45,595.91	0.02
SYRIAN ARAB REPUBLIC		3,143.58	3,143.58	0.00
TAJIKISTAN	255.79		255.79	0.00
THAILAND	769.98	2,323.00	3,092.98	0.00
TOGO	195.37		195.37	0.00
TONGA				

**PROCUREMENT OF SERVICES BY CONTRACTOR'S COUNTRY OF HEAD OFFICE  
AND SOURCE OF FUNDS: 2001**

<b>ALL SOURCES OF FUNDING</b>		<b>(USD Thousand)</b>		
<b>COUNTRY</b>	<b>SOURCE OF FUNDING</b>		<b>TOTAL</b>	<b>(%)</b>
	<b>UNDP</b>	<b>AP</b>		
TRINIDAD & TOBAGO	48.30	2.30	50.60	0.00
TUNISIA	160.84	307.14	467.98	0.00
TURKEY	1,137.97	1,137.24	2,275.21	0.00
TURKMENISTAN	434.27	2.10	436.37	0.00
UNITED ARAB EMIRATES	391.40	16.80	408.20	0.00
UGANDA	4.00	240.70	244.70	0.00
UKRAINE		11,822.61	11,822.61	0.01
UNITED KINGDOM	3,860.33	47,070.09	50,930.42	0.03
UNITED REP. OF TANZANIA	412.54	257.17	669.71	0.00
URUGUAY	1,617.00		1,617.00	0.00
USA	32,309.27	156,111.38	188,420.64	0.10
UZBEKISTAN	205.52	2.00	207.52	0.00
VANUATU				
VENEZUELA	869.22	289.70	1,158.92	0.00
VIET NAM	233.02	99.87	332.88	0.02%
YEMEN	57.78	110.87	168.65	0.01%
YUGOSLAVIA		2,993.98	2,993.98	0.16%
ZAMBIA	7.00	209.66	216.66	0.01%
ZIMBABWE	1,535.41	1,461.69	2,997.10	0.16%
<b>SUB-TOTAL</b>	<b>382,513.90</b>	<b>832,536.46</b>	<b>1,357,832.69</b>	<b>72.84%</b>
UNSPECIFIED COUNTRIES	32,499.50	445,477.91	477,977.41	25.64%
GLOBAL PROJECTS	10.00	331.00	341.00	0.02%
INTERREGIONAL PROJECTS		2,353.00	2,353.00	0.13%
ARAB COUNTRIES		21,572.45	21,572.45	1.16%
AFRICAN COUNTRIES		30.00	30.00	0.00%
ASIAN COUNTRIES		1,490.00	1,490.00	0.08%
EUROPEAN COUNTRIES		596.00	596.00	0.03%
LATIN AMERICA AND THE CARIBB		2,013.00	2,013.00	0.11%
<b>GRAND-TOTAL</b>	<b>415,023.40</b>	<b>1,306,399.82</b>	<b>1,864,205.55</b>	<b>100.00%</b>
<b>INDUSTRIALIZED COUNTRIES:</b>	<b>133,594.97</b>	<b>481,337.81</b>	<b>614,932.78</b>	
Percentage	32.19%	36.84%	32.99%	
<b>DEVELOPING COUNTRIES/ ECONOMIES IN TRANSITION</b>	<b>248,918.93</b>	<b>376,900.10</b>	<b>768,601.36</b>	
Percentage	59.98%	28.85%	41.23%	
<b>ARAB STATES</b>	<b>2,476.98</b>	<b>218,466.08</b>	<b>220,943.06</b>	
Percentage	0.60%	16.72%	11.85%	
<b>AFRICA</b>	<b>19,108.65</b>	<b>79,618.97</b>	<b>98,727.62</b>	
Percentage	4.60%	6.09%	5.30%	
<b>ASIA &amp; PACIFIC</b>	<b>74,880.46</b>	<b>45,442.07</b>	<b>120,322.53</b>	
Percentage	18.04%	3.48%	6.45%	
<b>EUROPE &amp; CIS</b>	<b>42,791.04</b>	<b>21,644.26</b>	<b>64,435.30</b>	
Percentage	10.31%	1.66%	3.46%	
<b>LATIN AMERICA &amp; THE CARIBBEA</b>	<b>252,444.12</b>	<b>11,728.72</b>	<b>264,172.84</b>	
Percentage	60.83%	0.90%	14.17%	
<b>OTHERS</b>	<b>32,509.50</b>	<b>448,161.91</b>	<b>480,671.41</b>	
Percentage	7.83%	34.31%	25.78%	

**TOTAL PROCUREMENT OF SERVICES BY AGENCY AND COUNTRY OF PROCUREMENT 2001**

ALL SOURCES OF FUNDING

(USD Thousand)

COUNTRY	AGENCY						
	UNDP/ NEX	UNDP/ DEX	ESCAP	ESCWA	ECA	ECLAC	FAO
AFGHANISTAN							
ALBANIA	68.52	65.65					
ALGERIA							
ANDORRA							
ANGOLA							
ANTIGUA & BARBUDA							
ARGENTINA	451.13						
ARMENIA	90.00						
AUSTRALIA	24.63	3,742.53	3.57				
AUSTRIA	9.00						
AZERBAIJAN	120.43						
BAHAMAS							
BAHRAIN	84.00						
BANGLADESH	3,078.49	116.91					
BARBADOS							
BELARUS	188.57	24.26					
BELGIUM	98.28	6.47			8.09		1,278.32
BELIZE							
BENIN	173.53				28.93		
BHUTAN	96.12						
BOLIVIA	2,706.41					2.52	
BOSNIA AND HERZEGOVINA		22,998.28					
BOTSWANA	217.23				36.45		
BRAZIL	46,059.64					7.50	
BRUNEI DARUSSALAM							
BULGARIA	14,864.10						170.00
BURKINA FASO							
BURUNDI	69.78						
CAMBODIA	574.77		13.50				2.20
CAMEROON					52.88		
CANADA	798.52	116.52			58.00		81.28
CAPE VERDE	11.70						
CENTRAL AFRICAN REPUBLIC							
CHAD	5.00	98.52					
CHILE	2,160.80					1,064.96	0.22
CHINA							55.51
COLOMBIA	49,286.85						
COMOROS							
CONGO		308.64					
CONGO, DEM. REP.	34.10						
COSTA RICA	57.42						12.25
COTE D'IVOIRE	407.11						
CROATIA							
CUBA	104.57						
CYPRUS					1.17		
CZECH REPUBLIC							
DENMARK	1,303.55	63.42					
DJIBOUTI							
DOMINICA	12.62						
DOMINICAN REPUBLIC	2,100.66						
DPR KOREA							
ECUADOR	9,627.21	32.00					
EGYPT	937.76						65.68
EL SALVADOR	10,162.64	913.63					
EQUATORIAL GUINEA							
ERITREA	50.00						
ESTONIA							
ETHIOPIA	114.77	2.82			1,153.01		
FIJI							
FINLAND							2,191.02
FRANCE	38.01	31,643.42			2.53		428.54
GABON							
GAMBIA							
GEORGIA	161.15	5.02					
GERMANY	27,792.00	17,499.23					913.11
GHANA	59.41				38.02		1.20
GREECE							
GRENADA	62.00						
GUATEMALA	9,363.90	784.82				2.24	
GUINEA							
GUINEA-BISSAU	162.51						
GUYANA							
HAITI		94.78					
HONDURAS	6,870.90	104.21					
HUNGARY							
ICELAND							
INDIA	4,791.32	59,423.01	6.00		15.95		
INDONESIA	1,010.29		1.50				4.00
IRAN (ISLAMIC REPUBLIC OF)	384.65						128.31
IRAQ							
IRELAND							
ISRAEL	1,503.80						
ITALY	330.97	1,304.84			802.00		17,700.86
JAMAICA							
JAPAN	80.10	18.00	10.00				

**TOTAL PROCUREMENT OF SERVICES BY AGENCY AND COUNTRY OF PROCUREMENT 2001**

ALL SOURCES OF FUNDING

(USD Thousand)

COUNTRY	AGENCY						
	UNDP/ NEX	UNDP/ DEX	ESCAP	ESCWA	ECA	ECLAC	FAO
JORDAN		26.39					
KAZAKHSTAN	130.70						
KENYA	89.56				29.97		
KIRIBATI							
KUWAIT							
KYRGYZSTAN	66.73						
LAO P.D.R.							
LATVIA	24.20						
LEBANON	179.00			1,382.42			34.00
LESOTHO							
LIBERIA							
LIBYAN ARAB JAMAHIRIYA							
LIECHTENSTEIN							
LITHUANIA	107.50						
LUXEMBOURG							
MACEDONIA (TFYR)	93.85						5.13
MADAGASCAR	873.32	77.25					
MALAWI	332.40				65.70		
MALAYSIA	108.38						
MALDIVES	1.99						
MALI	692.85				36.76		80.02
MALTA							
MARSHALL ISLANDS							
MAURITANIA							
MAURITIUS					1.30		
MEXICO	172.23						604.50
MICRONESIA (FED. STATES OF)							
MOLDOVA (REPUBLIC OF)	373.38						
MONACO							
MONGOLIA	88.68	2.82					
MOROCCO	62.36						79.90
MOZAMBIQUE	1,815.22				29.80		
MYANMAR							
NAMIBIA	12.07						
NAURU							
NEPAL	2,396.74						
NETHERLANDS	714.32	31.21	0.61		2.00		29.26
NEW ZEALAND							
NICARAGUA							
NIGER	726.02						
NIGERIA	5,945.89	1,636.17			120.34		
NORWAY	35.00						
OMAN							
PALAU							
PAKISTAN	1,000.00						
PANAMA	92,330.75						
PAPUA NEW GUINEA							
PARAGUAY	2,772.19						
PERU	13,448.00						
PHILIPPINES	215.79						
POLAND	529.27						
PORTUGAL							
QATAR							
REPUBLIC OF KOREA	60.00						
ROMANIA	608.15						
RUSSIAN FEDERATION	3,182.89						
RWANDA							
SAMOA							
SAN MARINO							
SAO TOME & PRINCIPE		17.98					
SAUDI ARABIA	97.95						
SENEGAL	502.08						66.11
SEYCHELLES							
SIERRA LEONE							
SINGAPORE			38.00				
SLOVAKIA							
SLOVENIA							
SOLOMON ISLANDS							
SOMALIA		101.49					
SOUTH AFRICA		45.00			19.80		
SPAIN	406.58	34.00					15.95
SRI LANKA	470.10	32.99	6.00				
ST KITTS & NEVIS							
ST. LUCIA	34.40						
ST. VINCENT & THE GRENADINES	63.00						
SUDAN							
SURINAME	3.80						
SWAZILAND	53.70						
SWEDEN	50.28		49.50				
SWITZERLAND		540.77	11.22				298.18
SYRIAN ARAB REPUBLIC				2.79			
TAJIKISTAN	255.79						
THAILAND	757.84		2,318.50				0.69
TOGO	195.37						
TONGA							

## TOTAL PROCUREMENT OF SERVICES BY AGENCY AND COUNTRY OF PROCUREMENT 2001

ALL SOURCES OF FUNDING

(USD Thousand)

COUNTRY	AGENCY						
	UNDP/ NEX	UNDP/ DEX	ESCAP	ESCWA	ECA	ECLAC	FAO
TRINIDAD & TOBAGO	48.30						
TUNISIA	160.84						198.57
TURKEY	1,051.97	86.00					
TURKMENISTAN	434.27						
UNITED ARAB EMIRATES	41.49						
UGANDA	4.00						
UKRAINE							
UNITED KINGDOM	2,550.83	643.59	23.43		170.98		847.00
UNITED REP. OF TANZANIA	392.04				23.29		
URUGUAY	1,617.00						
USA	8,264.16	52.38	46.41		808.86	174.33	1,361.95
UZBEKISTAN	205.52						
VANUATU							
VENEZUELA	799.55	69.67					
VIET NAM	223.22		4.07				
YEMEN							
YUGOSLAVIA							42.50
ZAMBIA							
ZIMBABWE	1,475.76	17.65					38.50
<b>SUB-TOTAL</b>	<b>348,110.13</b>	<b>142,782.32</b>	<b>2,532.30</b>	<b>1,385.22</b>	<b>3,505.83</b>	<b>1,251.55</b>	<b>26,734.80</b>
UNSPECIFIED COUNTRIES		32,499.50					92.65
GLOBAL PROJECTS							
INTERREGIONAL PROJECTS							
ARAB COUNTRIES							
AFRICAN COUNTRIES							
ASIAN COUNTRIES							
EUROPEAN COUNTRIES							
LATIN AMERICA AND THE CARIBBEAN							
<b>GRAND-TOTAL</b>	<b>348,110.13</b>	<b>175,281.82</b>	<b>2,532.30</b>	<b>1,385.22</b>	<b>3,505.83</b>	<b>1,251.55</b>	<b>26,827.45</b>
<b>INDUSTRIALIZED COUNTRIES:</b>	47,182.91	55,696.38	144.73		1,852.46	174.33	25,145.49
Percentage	13.55%	31.78%	5.72%		52.84%	13.93%	93.73%
<b>DEVELOPING COUNTRIES/ ECONOMIES IN TRANSITION:</b>	300,927.22	87,085.94	2,387.57	1,385.22	1,653.37	1,077.22	1,589.31
Percentage	86.45%	49.68%	94.28%	100.00%	47.16%	86.07%	5.92%
<b>ARAB STATES</b>	1,906.56	127.88		1,385.22			506.46
Percentage	0.55%	0.07%		100.00%			1.89%
<b>AFRICA</b>	14,452.87	2,204.03			1,636.25		185.83
Percentage	4.15%	1.26%			46.67%		0.69%
<b>ASIA &amp; PACIFIC</b>	14,873.72	59,575.72	2,387.57		15.95		62.41
Percentage	4.27%	33.99%	94.28%		0.45%		0.23%
<b>EUROPE &amp; CIS</b>	19,378.11	23,179.21			1.17		217.63
Percentage	5.57%	13.22%			0.03%		0.81%
<b>LATIN AMERICA &amp; THE CARIBBEAN</b>	250,315.97	1,999.11				1,077.22	616.97
Percentage	71.91%	1.14%				86.07%	2.30%
<b>Others</b>		32,499.50					92.65
Percentage		18.54%					0.35%

**TOTAL PROCUREMENT OF SERVICES BY AGENCY AND COUNTRY OF PROCUREMENT 2001**

ALL SOURCES OF FUNDING		(USD Thousand)					
COUNTRY	AGENCY						UNFPA
	IAEA	ICAO	ILO	ITU	UNCTAD	UNDP/ ASD	
AFGHANISTAN							
ALBANIA			21.00				
ALGERIA							19.67
ANDORRA							
ANGOLA							
ANTIGUA & BARBUDA							
ARGENTINA	47.86						
ARMENIA							151.63
AUSTRALIA	43.00						30.51
AUSTRIA	3,629.36						
AZERBAIJAN							70.84
BAHAMAS							
BAHRAIN							
BANGLADESH	5.00		3,069.00				32.76
BARBADOS							
BELARUS							
BELGIUM	230.91				997.70		2.59
BELIZE							
BENIN							
BHUTAN							
BOLIVIA		9.00					115.44
BOSNIA AND HERZEGOVINA			15.00				
BOTSWANA					57.00		
BRAZIL	83.00	2,252.00	316.00				
BRUNEI DARUSSALAM							
BULGARIA	5.00						17.35
BURKINA FASO			86.00	5.28			8.11
BURUNDI							14.98
CAMBODIA							
CAMEROON							162.75
CANADA	342.21	103.13					76.50
CAPE VERDE							21.50
CENTRAL AFRICAN REPUBLIC							
CHAD			49.00		23.30		
CHILE	35.80						
CHINA	67.65						21.48
COLOMBIA	5.50				105.00		
COMOROS			9.00				
CONGO							
CONGO, DEM. REP.			58.00				
COSTA RICA	26.20		338.00		5.00		
COTE D'IVOIRE				5.28			
CROATIA	11.30						
CUBA	15.00				21.60		
CYPRUS							
CZECH REPUBLIC	125.22						
DENMARK							470.05
DJIBOUTI							
DOMINICA							
DOMINICAN REPUBLIC		268.00	342.00				
DPR KOREA							
ECUADOR		19.00			0.80		
EGYPT			47.00		50.00		16.92
EL SALVADOR	1.50		177.00				
EQUATORIAL GUINEA							
ERITREA							
ESTONIA							
ETHIOPIA	1.00				28.70		
FIJI							
FINLAND	57.60						
FRANCE	240.35	7.00					
GABON							
GAMBIA			340.00				
GEORGIA							46.00
GERMANY	692.93						103.11
GHANA			120.00				
GREECE							
GRENADA							
GUATEMALA			557.00				58.51
GUINEA							
GUINEA-BISSAU							
GUYANA							
HAITI			121.00				76.64
HONDURAS				18.97			
HUNGARY	3.30						
ICELAND							
INDIA	346.56		1,773.00		28.50		43.27
INDONESIA					2.50		
IRAN (ISLAMIC REPUBLIC OF)							
IRAQ				53.93			
IRELAND							
ISRAEL	0.25						
ITALY	5.09						
JAMAICA			62.00				
JAPAN	103.54						

**TOTAL PROCUREMENT OF SERVICES BY AGENCY AND COUNTRY OF PROCUREMENT 2001**

ALL SOURCES OF FUNDING		(USD Thousand)						
COUNTRY	AGENCY						UNDP/ ASD	UNFPA
	IAEA	ICAO	ILO	ITU	UNCTAD			
JORDAN								
KAZAKHSTAN								
KENYA			397.00				75.59	
KIRIBATI								
KUWAIT								
KYRGYZSTAN								
LAO P.D.R.								
LATVIA	4.35		10.00					
LEBANON		1.00	317.00				15.26	
LESOTHO								
LIBERIA								
LIBYAN ARAB JAMAHIRIYA								
LIECHTENSTEIN								
LITHUANIA	29.70							
LUXEMBOURG	43.54							
MACEDONIA (TFYR)								
MADAGASCAR			640.00		1.20		101.58	
MALAWI			245.00					
MALAYSIA	0.90							
MALDIVES								
MALI			66.00	5.28				
MALTA								
MARSHALL ISLANDS								
MAURITANIA								
MAURITIUS					9.00			
MEXICO	24.94	8.00					0.16	
MICRONESIA (FED. STATES OF)								
MOLDOVA (REPUBLIC OF)								
MONACO	6.73							
MONGOLIA								
MOROCCO	2.80		66.00					
MOZAMBIQUE					3.50			
MYANMAR	0.10			0.80				
NAMIBIA							32.07	
NAURU								
NEPAL			258.00		6.30			
NETHERLANDS	118.60						34.41	
NEW ZEALAND								
NICARAGUA			418.00				31.18	
NIGER			95.00					
NIGERIA			196.00					
NORWAY	38.47							
OMAN								
PALAU								
PAKISTAN	53.86		1,063.00					
PANAMA								
PAPUA NEW GUINEA							61.97	
PARAGUAY								
PERU	25.50							
PHILIPPINES			276.00				6.39	
POLAND	11.70							
PORTUGAL								
QATAR								
REPUBLIC OF KOREA	59.70							
ROMANIA	48.70		276.00				82.82	
RUSSIAN FEDERATION	244.53		66.00					
RWANDA								
SAMOA					1.10			
SAN MARINO								
SAO TOME & PRINCIPE							1.10	
SAUDI ARABIA								
SENEGAL	5.00		311.00	5.28				
SEYCHELLES								
SIERRA LEONE								
SINGAPORE							25.00	
SLOVAKIA								
SLOVENIA	9.00							
SOLOMON ISLANDS								
SOMALIA		40.00						
SOUTH AFRICA	10.40				4.50			
SPAIN	356.66							
SRI LANKA			98.00				9.62	
ST KITTS & NEVIS								
ST. LUCIA								
ST. VINCENT & THE GRENADINES								
SUDAN								
SURINAME								
SWAZILAND								
SWEDEN	1.25						33.59	
SWITZERLAND	105.54		2,441.00				14.00	
SYRIAN ARAB REPUBLIC		8.00						
TAJIKISTAN								
THAILAND							4.45	
TOGO								
TONGA								



## TOTAL PROCUREMENT OF SERVICES BY AGENCY AND COUNTRY OF PROCUREMENT 2001

ALL SOURCES OF FUNDING		(USD Thousand)						
COUNTRY	AGENCY						UNDP/ ASD	UNFPA
	IAEA	ICAO	ILO	ITU	UNCTAD			
TRINIDAD & TOBAGO						2.30		
TUNISIA							18.57	
TURKEY			68.00				5.00	
TURKMENISTAN								
UNITED ARAB EMIRATES								
UGANDA			229.00		11.70			
UKRAINE	157.95							
UNITED KINGDOM	602.97						1,249.45	
UNITED REP. OF TANZANIA			137.00				36.88	
URUGUAY								
USA	5,134.04	1.00				15,000.00	6,894.20	
UZBEKISTAN								
VANUATU								
VENEZUELA					5.70			
VIET NAM			75.00		20.80			
YEMEN			107.00		1.90		1.97	
YUGOSLAVIA								
ZAMBIA			194.00					
ZIMBABWE				0.55	8.00			
<b>SUB-TOTAL</b>	<b>13,222.05</b>	<b>2,716.13</b>	<b>15,549.00</b>	<b>95.37</b>	<b>1,396.10</b>	<b>15,000.00</b>	<b>10,295.87</b>	
UNSPECIFIED COUNTRIES	7.00			4.28				
GLOBAL PROJECTS			10.00					
INTERREGIONAL PROJECTS			2,320.00					
ARAB COUNTRIES								
AFRICAN COUNTRIES								
ASIAN COUNTRIES			1,490.00					
EUROPEAN COUNTRIES								
LATIN AMERICA AND THE CARIBBEAN			2,013.00					
<b>GRAND-TOTAL</b>	<b>13,229.05</b>	<b>2,716.13</b>	<b>21,382.00</b>	<b>99.65</b>	<b>1,396.10</b>	<b>15,000.00</b>	<b>10,295.87</b>	
<b>INDUSTRIALIZED COUNTRIES:</b>	11,997.55	111.13	2,507.00		997.70	15,000.00	8,908.41	
Percentage	90.69%	4.09%	11.72%		71.46%	100.00%	86.52%	
<b>DEVELOPING COUNTRIES/ ECONOMIES IN TRANSITION:</b>	1,224.49	2,605.00	16,545.00	95.37	398.40		1,387.46	
Percentage	9.26%	95.91%	77.38%	95.70%	28.54%		13.48%	
<b>ARAB STATES</b>	160.75	49.00	537.00	53.93	51.90		72.39	
Percentage	1.22%	1.80%	2.51%	54.12%	3.72%		0.70%	
<b>AFRICA</b>	16.40		2,943.00	21.67	135.20		454.56	
Percentage	0.12%		13.76%	21.75%	9.68%		4.41%	
<b>ASIA &amp; PACIFIC</b>	533.77		8,102.00	0.80	59.20		204.94	
Percentage	4.03%		37.89%	0.80%	4.24%		1.99%	
<b>EUROPE &amp; CIS</b>	248.27		619.00		11.70		373.64	
Percentage	1.88%		2.89%		0.84%		3.63%	
<b>LATIN AMERICA &amp; THE CARIBBEAN</b>	265.31	2,556.00	4,344.00	18.97	140.40		281.93	
Percentage	2.01%	94.10%	20.32%	19.04%	10.06%		2.74%	
<b>Others</b>	7.00		2,330.00	4.28				
Percentage	0.05%		10.90%	4.30%				

**TOTAL PROCUREMENT OF SERVICES BY AGENCY AND COUNTRY OF PROCUREMENT 2001**

ALL SOURCES OF FUNDING

(USD Thousand)

COUNTRY	AGENCY					
	UNHCR	UNIDO	UNOPS	UNOG	UNON	UNOV
AFGHANISTAN					149.35	
ALBANIA						
ALGERIA						
ANDORRA						
ANGOLA						
ANTIGUA & BARBUDA						
ARGENTINA				12.00		
ARMENIA						
AUSTRALIA			128.44			
AUSTRIA	1.73		30.32	23.76		1,536.34
AZERBAIJAN			118.61			
BAHAMAS						
BAHRAIN						
BANGLADESH						
BARBADOS						
BELARUS				18.36		
BELGIUM	26.34		4.00	520.14	60.60	
BELIZE						
BENIN						
BHUTAN						
BOLIVIA						
BOSNIA AND HERZEGOVINA						
BOTSWANA						
BRAZIL			20.00			
BRUNEI DARUSSALAM						
BULGARIA		31.00	3.80	32.25		
BURKINA FASO						
BURUNDI						
CAMBODIA				26.07		
CAMEROON			5.00			
CANADA	607.94		401.35	782.41	246.27	
CAPE VERDE						
CENTRAL AFRICAN REPUBLIC			963.48			
CHAD			58.69			
CHILE			20.00			
CHINA		17,551.00	137.78	24.31		
COLOMBIA						5.40
COMOROS						
CONGO						
CONGO, DEM. REP.					1,278.24	
COSTA RICA			207.19			
COTE D'IVOIRE			10.00		130.70	
CROATIA			7.00			
CUBA						
CYPRUS				2.20		30.00
CZECH REPUBLIC		173.00	10.00			1.28
DENMARK			1,211.90	2,270.82		2.80
DJIBOUTI						
DOMINICA						
DOMINICAN REPUBLIC						
DPR KOREA						
ECUADOR						
EGYPT		79.00	74.19		163.36	
EL SALVADOR						
EQUATORIAL GUINEA						
ERITREA			1,027.00			
ESTONIA						
ETHIOPIA						
FIJI						
FINLAND			24.46	15.00		
FRANCE	327.42	702.00	773.40	3,221.25		8.69
GABON						
GAMBIA						
GEORGIA						
GERMANY	7.82	1,830.00	107.58	115.93	80.00	9.04
GHANA					30.00	
GREECE						
GRENADA						
GUATEMALA						
GUINEA						
GUINEA-BISSAU						
GUYANA						
HAITI						
HONDURAS		83.00	23.00			
HUNGARY		524.00		13.00		
ICELAND						
INDIA		209.00	237.16	95.00		52.50
INDONESIA		30.00				
IRAN (ISLAMIC REPUBLIC OF)		71.00				
IRAQ					147,110.09	
IRELAND	531.06			172.16		
ISRAEL						
ITALY	73.78	4,140.00	2,310.72	73.70		14.70
JAMAICA			15.00			
JAPAN			2,149.48			

**TOTAL PROCUREMENT OF SERVICES BY AGENCY AND COUNTRY OF PROCUREMENT 2001**

ALL SOURCES OF FUNDING

(USD Thousand)

COUNTRY	AGENCY					
	UNHCR	UNIDO	UNOPS	UNOG	UNON	UNOV
JORDAN		233.00			30.00	
KAZAKHSTAN			32.36	30.60		
KENYA			128.00	0.40	5,490.63	
KIRIBATI						
KUWAIT						
KYRGYZSTAN				157.50		
LAO P.D.R.						
LATVIA						
LEBANON			253.82			
LESOTHO						
LIBERIA						
LIBYAN ARAB JAMAHIRIYA						
LIECHTENSTEIN						
LITHUANIA						
LUXEMBOURG				2.00		
MACEDONIA (TFYR)						
MADAGASCAR			41.34			
MALAWI						
MALAYSIA		82.00	59.93	9.15		
MALDIVES						
MALI						
MALTA						
MARSHALL ISLANDS						
MAURITANIA						
MAURITIUS						
MEXICO						
MICRONESIA (FED. STATES OF)						
MOLDOVA (REPUBLIC OF)						
MONACO						
MONGOLIA			110.88	17.00		
MOROCCO		428.00				
MOZAMBIQUE			1,267.23	9.50		
MYANMAR						
NAMIBIA			68.67			
NAURU						
NEPAL						
NETHERLANDS	235.23		1,277.98	352.87	129.78	73.60
NEW ZEALAND			20.99			
NICARAGUA			105.00			
NIGER						
NIGERIA			27.00			
NORWAY			1,272.88	12.74	296.00	
OMAN		79.00				
PALAU			110.19			
PAKISTAN		112.00				
PANAMA			19.28			
PAPUA NEW GUINEA						
PARAGUAY						
PERU		63.00	3.00			
PHILIPPINES			16.80			
POLAND		150.00	7.50	5.20		
PORTUGAL						
QATAR						
REPUBLIC OF KOREA			47.88			
ROMANIA		47.00		5.00		
RUSSIAN FEDERATION			186.44	143.08		
RWANDA						
SAMOA						
SAN MARINO						
SAO TOME & PRINCIPE						
SAUDI ARABIA						
SENEGAL		35.00		3.00		
SEYCHELLES						
SIERRA LEONE			12.00			
SINGAPORE						
SLOVAKIA		157.00				
SLOVENIA			279.42			
SOLOMON ISLANDS						
SOMALIA						
SOUTH AFRICA			6,039.84	40.00	84.00	
SPAIN	4.90	46.00	1,525.68	14.94		4.05
SRI LANKA		272.00	2.30		87.76	
ST KITTS & NEVIS						
ST. LUCIA						
ST. VINCENT & THE GRENADINES						
SUDAN		50.00				
SURINAME						
SWAZILAND						
SWEDEN		45.00	570.21	70.01		
SWITZERLAND	6,542.01	30.00	7,569.51	13,510.31	166.88	
SYRIAN ARAB REPUBLIC						
TAJIKISTAN						
THAILAND			10.00			
TOGO						
TONGA						

## TOTAL PROCUREMENT OF SERVICES BY AGENCY AND COUNTRY OF PROCUREMENT 2001

ALL SOURCES OF FUNDING		(USD Thousand)				
COUNTRY	AGENCY					
	UNHCR	UNIDO	UNOPS	UNOG	UNON	UNOV
TRINIDAD & TOBAGO						
TUNISIA			90.00			
TURKEY		405.00				
TURKMENISTAN				2.10		
UNITED ARAB EMIRATES						
UGANDA						
UKRAINE						
UNITED KINGDOM	1,274.77	1,485.00	7,218.03	5,536.36	243.75	27.74
UNITED REP. OF TANZANIA		60.00	20.51			
URUGUAY						
USA	758.68	147.00	14,539.62	2,696.68	37.50	3.00
UZBEKISTAN				2.00		
VANUATU						
VENEZUELA		284.00				
VIET NAM			9.80			
YEMEN			57.78			
YUGOSLAVIA						
ZAMBIA			7.00			
ZIMBABWE			1,369.14	21.40	63.00	
<b>SUB-TOTAL</b>	<b>10,391.68</b>	<b>29,633.00</b>	<b>54,457.55</b>	<b>30,060.20</b>	<b>155,877.90</b>	<b>1,769.14</b>
UNSPECIFIED COUNTRIES						
GLOBAL PROJECTS		331.00				
INTERREGIONAL PROJECTS		33.00				
ARAB COUNTRIES						
AFRICAN COUNTRIES		30.00				
ASIAN COUNTRIES						
EUROPEAN COUNTRIES		596.00				
LATIN AMERICA AND THE CARIBBEAN						
<b>GRAND-TOTAL</b>	<b>10,391.68</b>	<b>30,623.00</b>	<b>54,457.55</b>	<b>30,060.20</b>	<b>155,877.90</b>	<b>1,769.14</b>
<b>INDUSTRIALIZED COUNTRIES:</b>	10,391.68	8,425.00	41,322.99	29,534.16	1,260.79	1,679.96
Percentage	100.00%	27.51%	75.88%	98.25%	0.81%	94.96%
<b>DEVELOPING COUNTRIES/ ECONOMIES IN TRANSITION:</b>		21,834.00	13,134.56	526.04	154,617.12	89.18
Percentage		71.30%	24.12%	1.75%	99.19%	5.04%
<b>ARAB STATES</b>		940.00	475.79		147,303.44	
Percentage		3.07%	0.87%		94.50%	
<b>AFRICA</b>		125.00	11,044.90	74.30	7076.56	
Percentage		0.41%	20.28%	0.25%	4.54%	
<b>ASIA &amp; PACIFIC</b>		18,256.00	742.71	171.53	237.11	52.50
Percentage		59.62%	1.36%	0.57%	0.15%	2.97%
<b>EUROPE &amp; CIS</b>		2,083.00	458.70	268.21		31.28
Percentage		6.80%	0.84%	0.89%		1.77%
<b>LATIN AMERICA &amp; THE CARIBBEAN</b>		430.00	412.47	12.00		5.40
Percentage		1.40%	0.76%	0.04%		0.31%
<b>Others</b>		364.00				
Percentage		1.19%				

## TOTAL PROCUREMENT OF SERVICES BY AGENCY AND COUNTRY OF PROCUREMENT 2001

ALL SOURCES OF FUNDING		(USD Thousand)				
COUNTRY	AGENCY				TOTAL (ALL)	%
	UN/PD	UNRWA	WFP	WMO		
AFGHANISTAN					149.35	0.01%
ALBANIA	415.77				570.94	0.03%
ALGERIA	3.70				23.37	0.00%
ANDORRA						
ANGOLA	8,532.50				8,532.50	0.46%
ANTIGUA & BARBUDA						
ARGENTINA	1.50				512.49	0.03%
ARMENIA					241.63	0.01%
AUSTRALIA	15,785.26				19,757.94	1.06%
AUSTRIA	425.18				5,655.68	0.30%
AZERBAIJAN					309.89	0.02%
BAHAMAS						
BAHRAIN	2.40				86.40	0.00%
BANGLADESH					6,302.16	0.34%
BARBADOS	43.20			19.54	62.74	0.00%
BELARUS					231.19	0.01%
BELGIUM	306.35				3,539.79	0.19%
BELIZE						
BENIN					202.46	0.01%
BHUTAN					96.12	0.01%
BOLIVIA					2,833.37	0.15%
BOSNIA AND HERZEGOVINA	1,735.67				24,748.94	1.33%
BOTSWANA					310.68	0.02%
BRAZIL				74.01	48,812.15	2.62%
BRUNEI DARUSSALAM						
BULGARIA	19.13				15,142.63	0.81%
BURKINA FASO	107.20				206.59	0.01%
BURUNDI					84.76	0.00%
CAMBODIA	2,580.03				3,196.57	0.17%
CAMEROON			92.00		312.63	0.02%
CANADA	6,893.72		100.00	20.00	10,627.83	0.57%
CAPE VERDE					33.20	0.00%
CENTRAL AFRICAN REPUBLIC	365.78				1,329.26	0.07%
CHAD					234.51	0.01%
CHILE					3,281.77	0.18%
CHINA	285.00				18,142.73	0.97%
COLOMBIA	1.20		98.00		49,501.95	2.66%
COMOROS					9.00	0.00%
CONGO	25.00				333.64	0.02%
CONGO, DEM. REP.	8,184.98				9,555.32	0.51%
COSTA RICA					646.06	0.03%
COTE D'IVOIRE					553.09	0.03%
CROATIA	56.38				74.68	0.00%
CUBA					141.17	0.01%
CYPRUS	4,654.10				4,687.47	0.25%
CZECH REPUBLIC				5.00	314.50	0.02%
DENMARK	4,215.47				9,538.01	0.51%
DJIBOUTI						
DOMINICA					12.62	0.00%
DOMINICAN REPUBLIC					2,710.66	0.15%
DPR KOREA						
ECUADOR					9,679.01	0.52%
EGYPT	14,069.87		130.00		15,633.77	0.84%
EL SALVADOR					11,254.77	0.60%
EQUATORIAL GUINEA						
ERITREA	2,369.04				3,446.04	0.18%
ESTONIA						
ETHIOPIA	9,556.00				10,856.30	0.58%
FIJI	76.69				76.69	0.00%
FINLAND	20.00				2,308.08	0.12%
FRANCE	5,563.06		300.00		43,255.67	2.32%
GABON						
GAMBIA					340.00	0.02%
GEORGIA					212.16	0.01%
GERMANY	355.05				49,505.80	2.66%
GHANA					248.63	0.01%
GREECE	8.50				8.50	0.00%
GRENADA					62.00	0.00%
GUATEMALA	1,150.47				11,916.93	0.64%
GUINEA	2.40				2.40	0.00%
GUINEA-BISSAU					162.51	0.01%
GUYANA						
HAITI					292.42	0.02%
HONDURAS					7,100.07	0.38%
HUNGARY					540.30	0.03%
ICELAND						
INDIA	11,380.00				78,401.26	4.21%
INDONESIA	202.45				1,250.75	0.07%
IRAN (ISLAMIC REPUBLIC OF)	23.90				607.86	0.03%
IRAQ	1,269.70				148,433.71	7.96%
IRELAND	9,991.86				10,695.09	0.57%
ISRAEL	1,376.42				2,880.46	0.15%
ITALY	20,046.65		2,031.00	16.58	48,850.90	2.62%
JAMAICA					77.00	0.00%
JAPAN	30.00				2,391.12	0.13%

# TOTAL PROCUREMENT OF SERVICES BY AGENCY AND COUNTRY OF PROCUREMENT 2001

COUNTRY	AGENCY				TOTAL (ALL)	%
	UN/PD	UNRWA	WFP	WMO		
JORDAN	465.95	4,488.14	1,166.00		6,409.48	0.34%
KAZAKHSTAN					193.66	0.01%
KENYA	2.00			24.96	6,238.11	0.33%
KIRIBATI						
KUWAIT						
KYRGYZSTAN					224.23	0.01%
LAO P.D.R.						
LATVIA					38.55	0.00%
LEBANON	3,046.37	5,893.96			11,122.83	0.60%
LESOTHO						
LIBERIA						
LIBYAN ARAB JAMAHIRIYA				20.75	20.75	0.00%
LIECHTENSTEIN						
LITHUANIA					137.20	0.01%
LUXEMBOURG					45.54	0.00%
MACEDONIA (TFYR)	6,733.68				6,832.67	0.37%
MADAGASCAR					1,734.69	0.09%
MALAWI					643.10	0.03%
MALAYSIA					260.37	0.01%
MALDIVES					1.99	0.00%
MALI					880.91	0.05%
MALTA						
MARSHALL ISLANDS						
MAURITANIA						
MAURITIUS					10.30	0.00%
MEXICO				309.19	1,119.03	0.06%
MICRONESIA (FED. STATES OF)						
MOLDOVA (REPUBLIC OF)					373.38	0.02%
MONACO	860.36				867.09	0.05%
MONGOLIA	35.55				254.93	0.01%
MOROCCO	422.09				1,061.16	0.06%
MOZAMBIQUE					3,125.25	0.17%
MYANMAR					0.90	0.00%
NAMIBIA					112.82	0.01%
NAURU						
NEPAL					2,661.04	0.14%
NETHERLANDS	6,505.91		162.00		9,667.78	0.52%
NEW ZEALAND	116.75			29.92	167.66	0.01%
NICARAGUA					554.18	0.03%
NIGER				7.43	828.45	0.04%
NIGERIA	843.35				8,768.75	0.47%
NORWAY	3,329.84				4,984.93	0.27%
OMAN					79.00	0.00%
PALAU					110.19	0.01%
PAKISTAN	126.74				2,355.60	0.13%
PANAMA					92,350.03	4.95%
PAPUA NEW GUINEA					61.97	0.00%
PARAGUAY					2,772.19	0.15%
PERU					13,539.50	0.73%
PHILIPPINES					514.98	0.03%
POLAND					703.67	0.04%
PORTUGAL	1,320.00				1,320.00	0.07%
QATAR						
REPUBLIC OF KOREA					167.58	0.01%
ROMANIA					1,067.67	0.06%
RUSSIAN FEDERATION	96,457.80			42.50	100,323.23	5.38%
RWANDA	9.00				9.00	0.00%
SAMOA					1.10	0.00%
SAN MARINO						
SAO TOME & PRINCIPE					19.08	0.00%
SAUDI ARABIA					97.95	0.01%
SENEGAL					927.47	0.05%
SEYCHELLES						
SIERRA LEONE	2,663.19				2,675.19	0.14%
SINGAPORE	358.65				421.65	0.02%
SLOVAKIA	229.70			93.81	480.51	0.03%
SLOVENIA	11.45				299.87	0.02%
SOLOMON ISLANDS						
SOMALIA					141.49	0.01%
SOUTH AFRICA	25,186.73				31,430.27	1.69%
SPAIN	77.90				2,486.67	0.13%
SRI LANKA					978.77	0.05%
ST KITTS & NEVIS						
ST. LUCIA					34.40	0.00%
ST. VINCENT & THE GRENADINES					63.00	0.00%
SUDAN					50.00	0.00%
SURINAME					3.80	0.00%
SWAZILAND					53.70	0.00%
SWEDEN	-473.82		762.00		1,108.01	0.06%
SWITZERLAND	13,874.38		446.00	46.11	45,595.91	2.45%
SYRIAN ARAB REPUBLIC	1,606.91	1,525.87			3,143.58	0.17%
TAJKISTAN					255.79	0.01%
THAILAND	1.50				3,092.98	0.17%
TOGO					195.37	0.01%
TONGA						

## TOTAL PROCUREMENT OF SERVICES BY AGENCY AND COUNTRY OF PROCUREMENT 2001

ALL SOURCES OF FUNDING						(USD Thousand)
COUNTRY	AGENCY				TOTAL (ALL)	%
	UN/PD	UNRWA	WFP	WMO		
TRINIDAD & TOBAGO					50.60	0.00%
TUNISIA					467.98	0.03%
TURKEY	101.24		558.00		2,275.21	0.12%
TURKMENISTAN					436.37	0.02%
UNITED ARAB EMIRATES	16.80			349.92	408.20	0.02%
UGANDA					244.70	0.01%
UKRAINE	11,664.67				11,822.61	0.63%
UNITED KINGDOM	28,938.53		118.00		50,930.42	2.73%
UNITED REP. OF TANZANIA					669.71	0.04%
URUGUAY					1,617.00	0.09%
USA	132,276.15			224.67	188,420.64	10.11%
UZBEKISTAN					207.52	0.01%
VANUATU						
VENEZUELA					1,158.92	0.06%
VIET NAM					332.88	0.02%
YEMEN					168.65	0.01%
YUGOSLAVIA	2,951.48				2,993.98	0.16%
ZAMBIA	13.18			2.48	216.66	0.01%
ZIMBABWE				3.10	2,997.10	0.16%
<b>SUB-TOTAL</b>	<b>471,905.62</b>	<b>11,907.97</b>	<b>5,963.00</b>	<b>1,289.97</b>	<b>1,357,832.69</b>	<b>72.84%</b>
UNSPECIFIED COUNTRIES	9,127.98		436,246.00		477,977.41	25.64%
GLOBAL PROJECTS					341.00	0.02%
INTERREGIONAL PROJECTS					2,353.00	0.13%
ARAB COUNTRIES		21,572.45			21,572.45	1.16%
AFRICAN COUNTRIES					30.00	0.00%
ASIAN COUNTRIES					1,490.00	0.08%
EUROPEAN COUNTRIES					596.00	0.03%
LATIN AMERICA AND THE CARIBBEAN					2,013.00	0.11%
<b>GRAND-TOTAL</b>	<b>481,033.60</b>	<b>33,480.42</b>	<b>442,209.00</b>	<b>1,289.97</b>	<b>1,864,205.55</b>	<b>100.00%</b>
<b>INDUSTRIALIZED COUNTRIES:</b>	348,301.34		3,919.00	379.78	614,932.78	32.99%
Percentage	72.41%		0.89%	29.44%	32.99%	
<b>DEVELOPING COUNTRIES/ ECONOMIES IN TRANSITION:</b>	123,604.28	33,480.42	2,044.00	910.19	768,601.36	41.37%
Percentage	25.70%	100.00%	0.46%	70.56%	41.23%	
<b>ARAB STATES</b>	32,575.57	33,480.42	1,296.00	20.75	220,943.06	11.24%
Percentage	6.77%	100.00%	0.29%	1.61%	11.85%	
<b>AFRICA</b>	57877.17		92.00	387.89	98727.62	5.30%
Percentage	12.03%		0.02%	30.07%	5.30%	
<b>ASIA &amp; PACIFIC</b>	15,046.61				120,322.53	6.45%
Percentage	3.13%				6.45%	
<b>EUROPE &amp; CIS</b>	16,908.58		558.00	98.81	64,435.30	4.08%
Percentage	3.52%		0.13%	7.66%	3.46%	
<b>LATIN AMERICA &amp; THE CARIBBEAN</b>	1,196.37		98.00	402.74	264,172.84	14.17%
Percentage	0.25%		0.02%	31.22%	14.17%	
<b>Others</b>	9,127.98		436,246.00		480,671.41	25.78%
Percentage	1.90%		98.65%		25.78%	

**Major Equipment ordered by Agency during 2001**  
(Orders of USD 30,000 or more)

Agency/Country Procurement	Name of supplier	Description of goods (equipment)	Total Cost (USD)
<b>ECA</b>			
Cyprus	Infotrend	Computer software	154,084.90
Denmark	Dan Office Trading	Computer hardware	80,238.45
Ethiopia	Micro Sun & Solution	Computer hardware	218,756.23
Ethiopia	Orbis	Printing and publishing equipment	73,334.55
Ethiopia	Information Technology Suppot Center	Computer hardware	47,520.00
Ethiopia	Alta Computer	Warranties	41,000.00
Ethiopia	Mosbez plc	Printing and publishing equipment	40,000.00
Germany	Renz	Printing and publishing equipment	32,990.00
Ireland	American Power Conversion Corporation	Computer hardware	51,868.60
Ireland	Novell Ltd	Computer software	38,561.31
Japan	Nissan Trading Co	Vehicle	80,000.00
Japan	Toyota Motor Corporation	Vehicle	51,739.17
Netherlands	Devotra B.V	Computer hardware	35,597.01
United Arab Emirates	MGT-Maitha General Trading	Computer hardware	187,971.90
United Arab Emirates	N/A	Printing and publishing supplies	125,726.00
United Arab Emirates	Jacky's Electronics	Furniture	59,750.00
United Kingdom	Winchester Procurement Ltd	Computer hardware , parts and accessories	94,388.04
United Kingdom	Xerox Ltd	Photocopiers	78,311.00
United Kingdom	Banner Bridge plc	Printing and publishing supplies	49,870.01
USA	N/A	Computer hardware	1,269,666.67
USA	United Nations Head quarters	Communication equipment	667,000.00
USA	Elanday Equities Inc.	Printing and publishing supplies and stationery	225,962.31
USA	Somes World- Wide	Uniform linen and related	96,785.23
<b>ECLAC</b>			
Argentina	Datco Chile S.a.	Pc Software, General	63,635.50
Argentina	Petroleos Transandinos S.a	Petroleum Oils Products	39,192.93
Chile	Dist. Papeles Industriales S.a.	Paper Of Paperboard N.e.c. For Printing	114,915.62
Chile	Edapi S.a.	Computer Equipment And Supplies	58,301.47
Chile	Bac Consultores Ltda.	Computer Equipment, Software And Supplies	58,238.31
Chile	Rolec Comercial E Industrial S.a.	Electricity Distribution Or Control Apparatus And Equipment	55,170.37
Chile	Cia. De Petroleos De Chile S.a.	Petroleum Oils Products	36,565.81
Chile	Termodinamica Ltda.	Taps, Cocks, Valves And Similar Appliances	35,850.77
USA	Advanced Computer Concepts	Computer Equipment	152,360.00
USA	Steelcase Inc	Furniture	64,055.82
USA	C.s.u. Industries Inc.	Computer Equipment	62,100.00
USA	Gateway Compnies Inc.	Computer Equipment	57,081.00
USA	Cdw Government, Inc.	Computer Equipment, Software And Supplies	53,956.25
USA	Xerox De Chile S.a.	Paper Of Paperboard N.e.c. And Supplies	34,538.11
<b>ESCAP</b>			
Thailand	Dell Computer (Thailand)	Pc, Desktop	95,607.35
Thailand	Fma Group Co., Ltd.	Copiers	53,297.56
Thailand	Modernform Oa Co., Ltd.	Servers	38,885.10
Thailand	Dell Computer (Thailand)	Servers	35,762.94
Thailand	Dell Computer (Thailand)	Pc, Desktop	35,710.12
Thailand	Scs Computer Systems	Computers, Others	35,135.15
Thailand	Ricoh (Thailand) Limited	Printers	34,737.78
Thailand	Rockworth Public Co., Ltd	System Furniture	30,643.09
United Kingdom	Polaron Controls Limited	Electrical Items	45,242.86
<b>ESCWA</b>			
Belgium	C.p. Bourg S.a.	Equipment Installation	54,175.73
Denmark	Inter-agency Procurement Services Office	Mercedes Vehicle	44,577.79
France	Florida Purchasing Agency	Computer Equipment & Supplies	50,546.04
Lebanon	Midware Data Systems S.a.l.	Office Furnitures	251,034.69



**Major Equipment ordered by Agency during 2001  
(Orders of USD 30,000 or more)**

Agency/Country Procurement	Name of supplier	Description of goods (equipment)	Total Cost (USD)
<b>ESCWA (cont.)</b>			
Lebanon	Computer Information Systems	Computer Equipment , Printers & Supplies	121,707.00
Lebanon	Ets. Caporal & Moretti Sal	Communication Equipment & Supplies	50,604.00
Lebanon	Mouawad Paper Co.	Water, Mineral, And Aerated Waters	43,425.25
Lebanon	Ladkani Office Solutions S.a.l.	Office Equipment & Supplies	41,563.94
Lebanon	Technical Paper Co.	Office Equipment & Supplies	32,903.06
<b>FAO</b>			
Australia	Kimseed Pty Ltd	Pr 20351 Items 1 & 9 - Osro/Irq/902/Dha - Augers And Stubby Ti	77,535.00
Australia	Clayson Lab. Apparatus Pty Ltd	Seed Germination Cabinets	70,000.00
Austria	Schwaninger Martin	Pr. 20993 - Pregnant Heifers. Bulls And Semen.	370,474.00
Austria	Wintersteiger Gmbh	Pr.20294-plot Seeder/Osro/Irq/905/Dha	142,212.00
Bangladesh	Aci Limited	Maize Hyubrid Seed "Golda"Project Tcp/ Bgd/0066	166,600.00
Belgium	Preconex Nv	Pr 20761 Osro/Irq/901/Dha & Osro/Irq/905/Dha - Demurrage Cha	438,022.00
Belgium	Manuchar Nv	Fertilizer Npk 15-15-15 P.r. 21153 &21168	378,896.00
Belgium	Elsingor Sa	Pr Npk & Urea For Korea	349,872.50
Belgium	Elsingor Sa	P.r. 20696 - Tcor/Osro/Ang/101/Swe, Osro/Ang/002/Ita And Osro.	122,245.50
Belgium	Humanity Cd Bvba	Scanning And Html Conversion Activities	50,000.00
Belgium	Manuchar Nv	Pr. 20333 - Dap	47,800.00
Belgium	Demimpex-vp	Pr.20748 - Toyota Dyna Trucks - Osro/Ang/002/Ita.	45,670.00
Bosnia and Herzegov	Vst Trend Export-import Sa Po	Pr.19153 - Maize & Soymeal For Animal Feed For Osro/ Fyr/002/	794,495.00
Bosnia and Herzegov	Agrocoop Company	P.r. 22351 - Maize Grain For Osro/Mcd/102/Mul -pr.	524,400.00
Bosnia and Herzegov	Poljoooprema	Pr 21187 Winter Wheat Seeds	189,568.00
Bosnia and Herzegov	Poljoooprema	Pr21817 - Winter Wheat Seed For Macedonia	142,830.00
Bosnia and Herzegov	Modeco Trgovina Usluge Zastupanja Doo	Pr 21186 - Npk For Project Tcp Bih/0165	136,252.00
Botswana	Botswana Vaccine Institute (Pty) Ltd	Pr 20970 Osro/Tcp/Zim/0168 Fmd Vaccine 300,000 Doses	369,807.00
Botswana	Botswana Vaccine Institute (Pty) Ltd	Pr. 20353 - Osro/Sud/112/Net-003/Nor-103/Swe - Rinderpest Vac	34,472.00
Brazil	Agri-tillage Do Brasil Ltda	Pr's 20322 & 20319-seed Drills/Osro/Irq/905 & 902/Dha	47,518.89
Brazil	Semeato Sa	Pr.20273-four-row Maize & Sunflower Planter/Osro/Irq/902/D	30,233.90
Bulgaria	Mintex Co.	Clothing	36,420.00
Burundi	Rwasa Salvator	Bean Seed For Osro/Bdi/005/Bel - Osro/Bdi/101/Nor - P.r. 18752	518,280.00
Burundi	Ets Ngabonziza Janvier	Pr. 20429 - Bean Seeds - Tcord/Osro/Bdi/105/Bel.	384,000.00
Burundi	Rwasa Salvator	P.r. 19329 - Bean Seeds - Tcord/Bdi/102/Ec & Osro/Bdi/004/Usa.	344,713.29
Burundi	Rwasa Salvator	Pr. 20430 - Tcor/Osro/Bdi/004/Usa - Sorghum Seed.	76,000.00
Cambodia	Ouk Malyka Dealer	Pr 21138 Rice Seed For Cambodia	47,310.00
Cambodia	Touch Sopheap Dealer	Pr 21138 Rice For Cambodia	47,160.00
Canada	Corrigan Canada Ltd	Pr 20362 X-ray Baggage System	42,990.00
Chad	Vetagri S.a.	Pr 19604 Cereal Seeds And Groundnut Seeds Osro/Chd/0166	310,963.88
China	Iti Company (Shanghai) Ltd.	Pr. 19423 - Urea For Osro/Drk/101/Swe	743,370.00
China	Iti Company (Shanghai) Ltd.	Pr. 19899 - Deltamthrin For Osro/Drk/103/Nor	146,994.80
China	Sdic Caas	Chinese Publishing Programme	144,792.00
China	Andrews A & Co (Mail Order) Ltd	Pr 21213 Photocopying Machines For Project: Osro/Irq/905/Dha	87,206.60
China	Schmidt & Co. Hk Ltd	Gas Chromatograph Manufacturer	38,029.00
Costa Rica	Bayer Costa Rica Sa	Pr. 20007 - Bayticol Pour On 1%	150,000.00
Cyprus	Intervet Middle East Ltd	Decivac Fmd Trivalent A22,O,Asia 1, Vaccine	705,000.00
Cyprus	Midgulf International Ltd	Pr.21839(lines:9-10-11)-muriate Of Potash & Triple Superphosp	80,375.00
Denmark	Hardi International A/S	Motorised Knapsack Mistblowers	693,287.05
Denmark	Hardi International A/S	Motorised Knapsack Mistblowers	637,626.75
Denmark	Hardi International A/S	Tractor Mounted Sprayers	257,801.32
Denmark	Bukkehave Ltd	Tipping Truck	245,344.70
Denmark	Kruise Jorgen A/S	Neoprene Gloves, Masks And Spare A2p3 Filters	117,750.00
Denmark	Kjaer & Kjaer Worldwide A/S	Nissan 4wd P/Up Vehicles For Gcp/Ivc/025/Ec - Rafr	84,200.00
Denmark	Bukkehave Ltd	3 Toyota Hilux Pickup Dcab For Gcp/Moz/056/Net	59,363.22
Denmark	Bie And Berntsen Ltd	Laboratory Equipment	56,280.37
Denmark	Kjaer & Kjaer Worldwide A/S	2 Pick-up Double Cab.	40,474.00
Denmark	Kjaer & Kjaer Worldwide A/S	Nissan Pick-up 4x4	39,474.00
Denmark	Vikima Seed A/S	Pepper Seed Var.california	36,600.00

**Major Equipment ordered by Agency during 2001  
(Orders of USD 30,000 or more)**

Agency/Country Procurement	Name of supplier	Description of goods (equipment)	Total Cost (USD)
<b>FAO (cont.)</b>			
El Salvador	Proagro Sa	Npk 16-20-0	42,853.60
El Salvador	Unifersa Sa De Cv	Urea	33,204.92
Eritrea	Ctf - Contemporary Tools & Furniture Design	Item 3:Sickles	56,000.00
Ethiopia	Awassa Green Wood P.l.c.	Maize & Wheat Seeds	121,158.93
Ethiopia	National Veterinary Institute	Vaccines	31,700.50
France	Avilys	Pr. 18357 - Osro/Irq/902/Dha - 5,000,000 Hatching Eggs.	1,350,000.00
France	Case France	Pr.17728/19219-hydraulic Excavators For Osro/Irq/902 & 905/Dh	769,904.96
France	Case France	Spare Parts For International Tractors For Northern Iraq	678,306.77
France	Frarimpex Sarl	Pr 21816 Herbicide Granstar 75% For Project: Osro/Irq/103/Dha	440,910.00
France	Renault	Pr 21226 - Truck/Dumping Trucks - Osro/Irq/902/Dha	323,325.30
France	Sovema	Pr.19250(line 3)-tubewell Casing Pipes/Osro/Irq/111/Dha/	144,387.00
France	Afrinet/Sfce	Pr. 21378 - Toyota Hilux Pick-ups And Toyota Prado - Frsen.	114,309.00
France	Case France	Pr.19606-s.parts For Int.tractors For Osro/Irq/902/Dha	106,447.78
France	Ceva Sante Animale Sa	Pr.19304(line 1)/19318(line 5)/Cevac Gumbol Vaccine/Osro/Irq/90	100,620.00
France	Aqua D'oc	Pr 18857 Project Osro/Irq/905/Dha - Water Pumps	100,000.00
France	Merial Sas	Pr. 20735 - Fmd Vaccine	100,000.00
France	Dow Agrosociences Sas	Insecticides For Locusts Control	68,580.00
France	Frarimpex Sarl	Disinfectant Iodine	64,800.00
France	Ceva Sante Animale Sa	Pr 21418 Items 1 & 2 Osro/Irq/110/119/Dha - Shhep & Goat Pox	61,232.44
France	Afrinet/Sfce	Pr 104288 - Toyota Hilux Double Cab. Diesel. Agp	51,960.00
France	Spot Image Sa	Pr. 20504 - Escgd - Global S11 Vgt Digital Datasets.	51,085.71
France	Asthea Ingenierie Sarl	21593 Ngenius Sw	48,500.00
France	Dow Agrosociences Sas	Pr 21124 (Line 1) Herbicide Treflan 48% For Project Osro/Irq/10	44,500.00
France	Humeau Laboratoires	Laboratory Supplies	40,221.90
France	Gregoire Besson	Pr 20632 - Osro/Irq/902/Dha - Semi-mounted Ploughs And Packe	39,616.62
France	Sodexa Sa	Pr 21108 - Peugeot 607 Sedan - Renr	37,911.84
France	Suunto Europe	Pr. 18773 - Compasses & Clinometers - Gcp/lvc/025/Ec.	34,201.50
Georgia	J/S Compani Senakis Purproduqtebi	Pr. 19406 - Maize Seed For Osro/Geo/003/UK	61,580.00
Georgia	Khvavi Ltd	Pr. 19406 - Maize Seed For Georgia	56,200.00
Georgia	Kevri Ltd	Pr.19406 - Maize Seed For Osro/Geo/003/UK	55,000.00
Germany	Claas Kga Mbh	Pr 20653 Osro/Irq/902/Dha - Legumes Combine Harvester	286,999.58
Germany	Lae - Anlagenbau Gmbh	Cooling Water Pumps, Hygrometers, Plastic Chicken Crate A	191,550.00
Germany	Hauptner H. Und Herberholz Gmbh	Pr 20890 - Poultry Vaccine Sprayers - Osro/Irq/902/Dha	145,100.00
Germany	Bayer Ag	Toltrazuril: Solution For Treatment Of Coccidiosis Of Poul	133,200.00
Germany	Bayer Ag	Pr. 20735 - Fmd Vaccine	128,340.00
Germany	Bayer Ag	Baytril 10% - Anti-bacterial Solution For Use With Poultry	121,600.00
Germany	Norex Norika Exportgesellschaft Mbh	Pr. 19507 - Certified Elite Potato Seeds For Georgia	110,175.00
Germany	Solana Agrar-produkte Gmbh & Co.kg	Pr. 19507 - Certified Seed Potatoes	101,910.00
Germany	Labsco Gmbh & Co Kg Laboratory Supply	Laboratory Equipment For Tcp/Syr/8926	78,890.00
Germany	Hexagon Gmbh	Pr. 20572 - Npk 15-15-15 Fertilizer - Tcor/Osro/Sil/102/Hcr.	71,760.00
Germany	Labsco Gmbh & Co Kg	Lab Equipment	54,113.00
Germany	Bran Luebbe Gmbh	Autoanalyzer For Project Tcp/Cpr/0167	53,090.91
Germany	Labsco Gmbh & Co Kg	Pr. 17981 - Vet.lab. Equipment - Osro/Irq/902/Dha.	52,345.00
Germany	Petkus Wutha Gmbh	Pr 20332 Gcp/Afg/018/Net - Mobile Seed Cleaner	48,305.00
Germany	Europlant Pflanzenzucht Gmbh	Pr. 19507 - Certified Elite Potato Seeds.	48,300.00
Ghana	Japan Motors Trading Co. Ltd.	Yamaha Dt 125 Motorcycles For Spfp/Gha/6701 Rafr	46,022.00
Greece	Emmanuel N. Kazis Sa	Prs 17698/9 - Tubewell Turbine Pumping Sets - Osro/Irq/902 & 90	6,350,000.10
Guinea-Bissau	Ordmag	Pr 20579 - Toyota Pick Up - Rafr	40,616.00
India	Osaw Agro Industries	Air Screen Seed Cleaner And Seed Grading Treating	103,636.00
India	Vishal Information Technologies Ltd	Scanning activities for the Organization	90,000.00
India	Osaw Agro Industries	Seed Cleaner Plant For Osro/Kos/002/Fin - P.r. 19128	89,281.00
India	Osaw Agro Industries	Pr 20649 Osro/Irq/902/Dha - Seed Cleaner & Cost Of Installatio	89,007.00
India	Osaw Agro Industries	Pr.19223-elect.seed Treating Unit For Osro/Irq/902/Dha	77,815.00
Indonesia	Auto Timor Toyota	Pr. 19266 - 4 X 4 Pick-ups For Osro/Etm/002/Jpn	42,364.00
Iran	Isargaran Multi-purpose Coop.	Walnut Saplings For Tcp/Ira/0065	109,652.00
Iran	Jahad E Sabz Co	Alfaalfa Seed	103,635.00
Italy	Signorini Spa	Printing Paper - Offset	28,033,913.84

**Major Equipment ordered by Agency during 2001  
(Orders of USD 30,000 or more)**

Agency/Country Procurement	Name of supplier	Description of goods (equipment)	Total Cost (USD)
<b>FAO (cont.)</b>			
Italy	Intech Srl	Tubewell Casing Pipes And Screens - Pr 19250 Item 1 Osro/Irq/1	1,599,678.10
Italy	Az Spa	Line 1 Of Pr 18550 - Workshop Tools - 05-14-00024-1 To 9, And	1,314,838.00
Italy	Fiat-hitachi Excavators Spa	Pr.20381-bulldozers & Angle Dozer-osro/Irq/902 & 905/Dha	653,398.00
Italy	Faza Srl Zona Industrial Regnano	Pr 20807 - Soil Tillage Implements - Osro/Irq/905/Dha, Pr 20815	433,867.88
Italy	Iveco Spa	Pr.18384-low Loader/Osro/Irq/902/Dha	321,597.00
Italy	Harpa Italia	18803 Afits Hp Unix Server For Oracle Finanacial 11upgrade	277,763.18
Italy	Fatro	Pr 21229 Items 7-11 Osro/Irq/902/Dha & Pr 21234 Item 2 ( Poultr	230,449.96
Italy	Intertrade International Services Srl	Trucks - Prs 20894 & 20897 Osro/Irq/902/Dha & Osro/Irq/905/Dh	226,962.69
Italy	Meg Spa	Pr. 18427 Osro/Irq/903/Dha - Aqra Oil Process. Plant.	191,331.00
Italy	Comunica Spa	Photocopying Paper	174,365.05
Italy	Meg Spa	Pr. 18432 - Osro/Irq/903/Dha - Arbat Oil Processing Plant, Sule	172,748.00
Italy	Officine Di Annone Srl	Pr.19727-beekeeping Equipment/Osro/Irq/902 & 905/Dha	170,963.70
Italy	Iveco Spa	Pr.20894(line 4)-tipping Trucks/Osro/Irq/902/Dha	151,549.72
Italy	Kay Systems Italia Srl	Pr 20270 Sun Enterprise 3500 Afits	148,051.73
Italy	Comunica Spa	Photocopying Paper	129,193.94
Italy	Goldoni Spa	Pr 20312 Project Osro/Irq/805/Dha - Agricultural Machinery F	128,484.45
Italy	Ocic	Rural Radio Station	119,377.95
Italy	Intertrade International Services Srl	Pr's 20806/20807/20815-soil Tillage Equipment-osro/Irq/902-905-	116,601.10
Italy	Az Spa	Pr 17812 Item 7 Osro/Irq/902/Dha - Workshop Tools	102,175.00
Italy	Dell Computer (Italia) Spa Sede Milano	Pr 21820 B1j Standard Pc P2k Standard Laptop	99,044.55
Italy	Gaspardo Seminatrici Spa	Pr's 20322 & 20319-seed Drills/Osro/Irq/905 & 902/Dha	97,321.99
Italy	Ecobyte Technology Srl	Pr 21150 Network Equipment To Support Wfs/5yl Afitn	93,133.15
Italy	Dell Computer (Italia) Spa Sede Milano	Pr 19059 B1h Standard Workstations Cd Wr Drive	90,078.53
Italy	Impex Srl	Pr. 19584 - Vegetable Seeds - Tcor/Osro/Eri/001/Usa.	88,192.00
Italy	Ballarini Socama Krone Spa	Automatic Moisture Metre Infrared Analyser, Grain Moisture Test	86,860.00
Italy	Pres Srl	19770 Cisco Hw Afitd	84,700.00
Italy	Dell Computer (Italia) Spa Sede Milano	Pr 20730 B1h Standard Pc Qty 60 Aficd	80,765.15
Italy	Universal Mangimi Spa	Order Issued For Payment Purposes Only	79,242.30
Italy	Co El Mo Srl	Pr.18473-electric Generator For Osro/Irq/902/Dha	79,224.00
Italy	Dell Computer (Italia) Spa Sede Milano	Pr 22077 Standard Workstation And Accessories For Ocdxd	73,694.74
Italy	Zumar Srl	Pr 21082 Digital Video Editing Systems Giim	72,560.06
Italy	Stoa' Progetti E Realizzazioni Srl	Pr.20147 - Wooden Furniture For Nordic Lounge & Korean Co	71,958.78
Italy	New Holland Italia Spa	Tractors - Pr. 20812/844 Item 1 Osro/Irq/902-905/Dha	68,067.65
Italy	Officine Di Annone Srl	Pr. 19978 - Spades And Sickles, Osro/Eth/101/Net.	68,000.00
Italy	Chimica Omnia Srl	Pr.18954-laboratory Chemicals/Osro/Irq/902/Dha	66,022.05
Italy	Miatello Sementi Di A & E Miatello Snc	Pr 18983 - Tcor - Vegetable Seeds - Osro/Bdi/101/Nor & Osro/Bd	65,862.00
Italy	Edisco Srl	Pr 20684 Audio Visual Equipment	64,517.27
Italy	Cavallo Comm.giuseppe Snc.	Laboratory Equipment	59,326.00
Italy	Guardigli Srl	Grading And Brushing Machine For Chestnuts	59,072.00
Italy	Harpa Italia	Pr 22045 Hp Server Lh 3000r Lc20000r Agp	58,447.28
Italy	United Genetics Italia Srl	Pr. 18659 - Medicago Grass Seed.	55,200.00
Italy	Harpa Italia	Pr 21423 Nt Servers Afits	53,060.09
Italy	Dell Computer (Italia) Spa Sede Milano	Pr 21700 Standard Workstation And Laptop For Fidpd	47,709.02
Italy	Am Automazione Microfils Srl	21590 Microfiche Scanner	44,611.14
Italy	Harpa Italia	Pr 20702 Servers Afits	44,334.18
Italy	Dell Computer (Italia) Spa Sede Milano	22253 Dell Servers	43,416.79
Italy	Chimet Spa	Silver And Gold	42,360.10
Italy	Isea Spa Italiana Sementi Elette	Pr 21959 - Sunflower Seed, Code 05-12-00007, 23, 24 - Osro/Irq	42,232.58
Italy	Faza Roma Srl	Scales	41,980.00
Italy	Pds Srl	Pr 20548 Kofax Scanners Afsi	40,536.41
Italy	Getronics Solutions Italia Spa	19920 Afitn En Catalyst 24 Port 10/100 Switch	39,829.58
Italy	Dell Computer (Italia) Spa Sede Milano	Pr 21166 P1j Laptop C600 Cd Rw Drive-upgrade Windows 2000	37,810.39
Italy	Intertrade International Services Srl	Pr 21630 Item 1 - Osro/Irq/902/Dha - 2 Combinatory Cultivator	37,482.08
Italy	Chimica Omnia Srl	Pr. 19523 - Chemical/Reagents & Lab.supplies - Agppd.	37,286.21
Italy	Advanced Telecom Systems (Ats)	Equipment For Testing Wan Lines	37,097.98
Italy	Dell Computer (Italia) Spa Sede Milano	Pr 21847 P3k Laptop B1j Desktop Standard Computer Afi	35,947.51
Italy	Fili Stamegna Snc	18432 (Line 3) Osro/Irq/903/Dha Generator Set	34,402.00
Italy	Trepiu Srl	Pr 21576 Bulbs For Video Projectors	34,313.64
Italy	Agrifom	Pr 20835 Steam And Soil Sterilizer For Project: Osro/Irq/902/Dha	34,313.64
Italy	Dell Computer (Italia) Spa Sede Milano	Pr 22191 Standard Workstation For Gicmd	33,231.52
Italy	Harpa Italia	Pr 18631 Hardware And Software Gilwd	32,118.32
Italy	Harpa Italia	Pr 22041 Hp Server Lh 300r Fid	32,019.94
Italy	Dell Computer (Italia) Spa Sede Milano	Pr 21217 Dell Desktop Computers Afid	31,831.40
Italy	Dell Computer (Italia) Spa Sede Milano	Pr 21901 Standard Workstation And Laptop For Agadd	31,659.71
Italy	Dell Computer (Italia) Spa Sede Milano	Pr 21381 Standard Workstation For Fippd	31,036.33
Italy	Dell Computer (Italia) Spa Sede Milano	Pr 21266 B1j Standard Pc 17"Lcd Flat Angle Video 19"Video	30,761.94
Japan	Toyota Motor Corporation	Vehicles For Eqg/Fao/Rep	79,166.67
Japan	Gerber, J & Company (Japan) Ltd	Yamaha Motorcycles	75,575.28
Japan	Toyota Motor Corporation	Vehicles For Eri/Fao/Rep	65,898.43
Japan	Momoi Fishing Net Mfg Co, Ltd Kobe Asahi Bui	Pr. 18884 - Fishing Gears - Osro/Moz/004/Ita.	63,719.20

**Major Equipment ordered by Agency during 2001**  
(Orders of USD 30,000 or more)

Agency/Country Procurement	Name of supplier	Description of goods (equipment)	Total Cost (USD)
<b>FAO (cont.)</b>			
Japan	Toyota Motor Corporation	Toyota Prado 8 Seats	41,509.40
Japan	Gerber, J & Company (Japan) Ltd	R. 21372 - Yamaha Motorcycles - Frsen.	39,840.00
Jordan	Antemina Company	Mild Steel Tubewell Casing Pipes, Api J-55 Grade	3,373,873.00
Jordan	Mass Jordan Trading Co	Pr.20025-soybean Meal For Poultry Feed/Osro/Irq/905/Dha	2,183,500.00
Jordan	Mass Jordan Trading Co	Pr.19073-animal Feed:Yellow Corn(maize)For Osro/Irq/905/Dha	2,040,000.00
Jordan	Middle East Agricultural And Trading Co. Ltd	Payment Purposes	1,592,000.00
Jordan	Antemina Company	Toyota Pick-ups - Prs 20951/52/54/55/56/57 Osro/Irq/902- 905-10	1,577,670.00
Jordan	General Arabia Investment Est	Pr.18900-line 5: Fertilizer Dap For Osro/Irq/905/Dha	822,000.00
Jordan	Antemina Company	Pr 20856 - Mobile Veterinary Clinic - Osro/Irq/902/Dha - Item Cod	791,824.50
Jordan	Al-jabal Poultry Farms	Pr.19631-hatching Eggs/Osro/Irq/119/Dha	630,000.00
Jordan	Antemina Company	Pr 22273 Item 1 Osro/Irq/607/Dha Vehicles	401,359.50
Jordan	Antemina Company	Pr.'s 18808 & 18811-mobile Workshops And Equipment For Osro	288,496.74
Jordan	Emad Abdullatif - Em Motors	Pr.20833-toyota Dyna Transport And Collection Vehicle/Osro	268,000.00
Jordan	Antemina Company	Pr.19228-mobile Workshops/Osro/Irq/111/Dha	247,282.92
Jordan	General Arabia Investment Est	Pr.21839-fertilizers:Urea/Osro/Irq/104-105-106-108/Dha	230,140.00
Jordan	Middle East Agricultural And Trading Co. Ltd	Pr.20469-demurrage Charges/For Payment Purposes Only/Osro	214,488.00
Jordan	Al Farooq Co	Mobile Spraying & Transport Vehicles - Pr 20849 Osro/Irq/902	210,025.00
Jordan	Emad Abdullatif - Em Motors	Mobile Home Caravans Terry Standard Model 29 Complete W	188,824.00
Jordan	Antemina Company	Pr.19250-tubewell Casing Pipes/Osro/Irq/111/Dha	183,500.00
Jordan	Emad Abdullatif - Em Motors	Five Toyota Coaster Bus 30 Seater	180,269.00
Jordan	Soos Technical & Commercial Supplies	Pr 21229 Items 1-2-3 Osro/Irq/902/Dha & Pr 21234 Item 3 Osro/Irq	170,840.00
Jordan	Emad Abdullatif - Em Motors	Pr 19229 Item 1 - Osro/Irq/111/Dha - Mobile Caravans	141,618.00
Jordan	Modern Equipments Trading Establishment	18333 Line 1 - Osro/Irq/902/Dha 3 Extension Vehicles	119,250.00
Jordan	Eastern Agricultural Development Co Eadco	Pr 19700 Item 1 - Osro/Irq/110/Dha - Alfacron Anti Fly Insectic	65,950.00
Jordan	Eastern Agricultural Development Co Eadco	Ppr Vaccine	58,574.93
Jordan	Toepfer Int'l Asia Ltd	Pr 19610 Osro/Irq/902/Dha For Payment Purposes Only / Tcord	58,450.00
Jordan	Modern Equipments Trading Establishment	Pr.18427-it.7:Toyota Urban Bus For Osro/Irq/903/Dha	36,750.00
Jordan	Modern Equipments Trading Establishment	Pr.18432-it.7:Toyota Urban Bus For Osro/Irq/903/Dha	36,750.00
Jordan	Middle East Agricultural And Trading Co. Ltd	Pr.19702-for Payment Purposes Only/Osro/Irq/902 & Irq/804/Dha	33,850.00
Jordan	Haddad Vet Drug Store	Pr 21393 Item 3 - Osro/Irq/110/Dha - Ivermectin	30,500.00
Kenya	Export Trading Co Ltd	Pr.18411-items 1&2:Shovels & Eye Hoes For Osro/Eri/003/Swe	80,000.00
Kenya	Approtec Appropriate Tech. Enterpr. Crea	Pr. 20462 - Pedal Pumps, Ea.500 - Osro/Rwa/001/Bel.	42,251.00
Korea, Rep. of	Dong Kwang International	Pr. 19693 - Fishing Inputs - Osro/Sud/105/Can, Osro/Sud/104/Ca	74,010.81
Korea, Rep. of	Namyang Corporation	Pr. 20457 - Fishing Material - Osro/Sil/102/Hcr.	37,736.59
Kosovo	Niki Commerce	Pr. 21195 - Animal Feed Concentrate For Osro/Kos/009/Wbk	125,677.33
Laos	Tocharoen Agro Co Ltd	Rice Seed	79,500.00
Lebanon	Granuco Sal	Pr.18975-feed Concentrates/Osro/Irq/905/Dha	3,362,720.00
Lebanon	Ard (Unifert) Sal	Pr 20264 Osro/Irq/905/Dha - 20% Of Spare Parts For Po 95457	1,583,450.72
Lebanon	Ard (Unifert) Sal	Pr.17694-s.parts For Tubewell Pumps For Osro/Irq/902/Dha	799,725.34
Lebanon	Ard (Unifert) Sal	Pr's 20055/20064:Vitamins & General Pharmaceutical For Poul	312,760.00
Lebanon	Ard (Unifert) Sal	Pr. 18771 - Sunflow Seeds For Iraq	268,650.00
Lebanon	Ard (Unifert) Sal	Pr 19724(line 1) Round Up 48% For Project: Osro/Irq/103/Dha	206,910.00
Lebanon	Ard (Unifert) Sal	Geophysical Logging System And Accessories And Terramet	200,942.81
Lebanon	Ard (Unifert) Sal	Tubewell Casing Pipes - Pr 19250 Item 5 Osro/Irq/111/Dha	161,749.00
Lebanon	Ard (Unifert) Sal	Oxytetracycline 50% And Neomycine 50%	156,150.00
Lebanon	Ard (Unifert) Sal	Pr 21623 Items 1-2-3-4 & 5 - Osro/Irq/106/Dha - Tomato, Cucumt	128,860.00
Lebanon	Ard (Unifert) Sal	Pr.21301-dynamometers & Torque Meter/Osro/Irq/905/Dha	123,804.00
Lebanon	Ard (Unifert) Sal	Pr's.18934/20139-cypermethrin/Osro/Irq/902 & 905/Dha	90,000.00
Lebanon	Ard (Unifert) Sal	Pr.21528-beekeeping Equipment/Osro/Irq/905 & 102/Dha	86,201.94
Lebanon	Ard (Unifert) Sal	Diazinon 60% And Levamisole 100%	81,250.00
Lebanon	Ard (Unifert) Sal	Pr 21393 Item 4 - Osro/Irq/110/Dha - Diazinone	75,400.00
Lebanon	Ard (Unifert) Sal	Pr. 21448 - Osro/Eth/101/Net - Irrigation Motor Pumps.	66,520.00
Lebanon	Ard (Unifert) Sal	Pr.21106(line 1)-pesticides/Osro/Irq/103/Dha	54,400.00
Lebanon	Ard (Unifert) Sal	Pr.22148-sunflower/Maize Seeds-osro/Irq/104/Dha	49,500.00
Lebanon	Ard (Unifert) Sal	Pr 21867 Item 1 - Osro/Irq/104/Dha - Sunflower Seeds	47,500.00
Lebanon	Ard (Unifert) Sal	Pr 20564 Osro/Irq/905/Dha - Amoxycillin And Pr 19763 Osro/Irq/9	43,230.00
Lebanon	Ard (Unifert) Sal	Fertilizer Packets (Item Code 05-18-00010)	37,100.00
Luxemburg	Electrolux Sarl	Coldboxes	46,317.72
Macedonia	Agrounija	Pr. 21817 - Winter Wheat Seed For Macedonia	104,000.00
Macedonia	Mida Export Import	Vehicle Lada Niva	47,880.00
Malawi	Pannar Seed (Pty) Ltd	Maize And Bean Seeds	107,485.00
Malawi	Agrimal (Malawi) Ltd	Hand Hoes	74,700.00

**Major Equipment ordered by Agency during 2001  
(Orders of USD 30,000 or more)**

Agency/Country Procurement	Name of supplier	Description of goods (equipment)	Total Cost (USD)
<b>FAO (cont.)</b>			
Morocco	Biopharma - Soc. De Production Biol. Et Pharm	Pr.'s18099/18111- Black Leg/Sheep Pox & Sheep & Goat Pox Va	201,671.00
Netherlands	Chemimex Bv	Pr.18900 & Pr.18902-compound Fertilizer,Npk For Osro/Irq/905 &	5,149,044.00
Netherlands	Stet Holland Bv	Pr.19510 - Potato Class B Seeds For Georgia	932,411.00
Netherlands	Agrico B.a.	Pr 19432 - Certified Potato Seed For Georgia	469,195.00
Netherlands	Intervet International Bv	Pr. 20735 - Fmd Vaccine	435,000.00
Netherlands	Chemimex Bv	Pr.21839(lines 6-7-8)-npk & Sulphate Of Potash/Osro/Irq/105/104	357,606.59
Netherlands	Agrico B.a.	Certified Class A Potato Seeds For Osro/Arm/101/Net	316,696.00
Netherlands	Chemimex Bv	Pr. 19904 - Urea For Osro/Drk/102/Fin	255,090.00
Netherlands	Gemco International Bv	Pr 17812 Item 1 Osro/Irq/902/Dha Workshop Tools	185,357.77
Netherlands	Rumtstad Atm Bv	Pr 19825 - Tcor - Hand Hoes Without Handle	181,450.00
Netherlands	Rumtstad Atm Bv	Pr. 19531 - Agricultural Tools - Osro/Eri/001/Usa.	171,871.00
Netherlands	Intervet International Bv	Vaccine	121,990.00
Netherlands	Rumtstad Atm Bv	Pr. 20746 - Hoes - Osro/Drc/106/Bel & Osro/Drc/104/Usa.	111,011.00
Netherlands	Ipa Internat. Procurement Agency	Hoes	100,630.00
Netherlands	Netherlands' Superintending & Sampling Comp	Pr.19377-add.inspection Cost For Po.87028	89,375.00
Netherlands	Intervet International Bv	Pr 21229 Item 5 Osro/Irq/902/Dha - Newcastle Vaccine Nobilis C	74,800.00
Netherlands	Ymuiden Stores Bv	Pr. 18888 - Fishing Gear For Osro/Srl/901/Swe	71,018.00
Netherlands	Netherlands' Superintending & Sampling Comp	Superintendence	69,000.00
Netherlands	Melchemie Holland Bv	P.r. 19263 - Fertilizers Npk & Dap - Osro/Rwa/101/Bel.	51,139.05
Netherlands	Bakker Brothers Zaadteelt En Zaadhandel Bv	Pr. 21770 - Vegetable Seeds - Osro/Angola.	43,550.00
Netherlands	Agrico B.a.	Potato Seed Variety Desiree Elite - P.r. 19365	43,450.00
Netherlands	Stet Holland Bv	Pr. 21327 - Potato Seed - Osro/Eri/102/Swe.	39,750.00
Pakistan	Punjab Seed Corporation	Pr. 22446 - Wheat Seed For Afghanistan	330,000.00
Pakistan	Punjab Seed Corporation	Pr. 19079 - Unts/Afg/002/Sid - Wheat Seed.	99,939.04
Pakistan	Shukrana Pvt Ltd	Sheep & Goat Feed (Pellets) Crude Protein	76,800.00
Romania	Sc Itc Srl	Maize Seed For Romania	231,715.00
Romania	Sc Semrom-moldova Sa	Hybrid Maize Seed	66,600.00
Rwanda	Maison Rushingwa D. Fikiri	Pr 18525 - Osro/Drc/004/Bel - Seeds	216,127.50
Rwanda	Maison Rushingwa D. Fikiri	P.r. 20747 - Seeds - Osro/Drc/106/Bel.	100,331.40
Senegal	Cfao Senegal Sa	18856 & 18859 Rafrd Transceivers Motorola	60,761.00
Sierra Leone	Commodities Trading Co. Ltd	Rice Seed	129,600.00
Sierra Leone	Save Humanity Foundation	Groundnut Seeds Osro/Sil/101/Swe Pr.19726	67,170.00
Sierra Leone	Reset Ltd	Rice Seed Osro/Sil/101/Swe 19726	48,600.00
Singapore	Thakral Bros. Pte. Ltd.	Rice For Cambodia	163,000.00
Singapore	Pmk Pte Ltd	Polythene Resin Compound	44,700.00
South Africa	Mccarthy Retail Ltd.	18884 Tcord Outboard Engines Yamaha	93,972.00
South Africa	Aventis Cropscience South Africa (Pty) Ltd.	Pr. 19917 - Fipronil, Qty. 7,500 Litres - Osro/Tcp/Mag/0168.	89,360.78
South Africa	Boltfix (Pty) Ltd.	Pr. 20694 - Osro/Angola - Agricultural Tools.	67,003.00
South Africa	Bellgo Medical	Veterinary Drugs	65,588.00
South Africa	Pannar Seed (Pty) Ltd	P.r. 21782 - Maize And Bean Seeds - Osro/Angola.	56,528.00
South Africa	Arc-animal Improvement Institute	P.r. 21440 - Tcor/Moz/005/Ita - Fertile Eggs.	51,875.00
South Africa	Greenco (South Africa)(Pty) Ltd.	Pr. 21503 - Flake Ice Making Machine - Tcor/Osro/Moz/004/Ita.	40,500.00
Spain	Syva Laboratorios Sa	Enterotoxaemia Vaccine For Iraq - P.r. 18099 & P.r. 18111	275,070.00
Spain	Goizper S Coop	Pr's.20802(line 1) & 20805(line 1)-knapsack Sprayers/Osro/Irq/9C	191,291.00
Spain	Syva Laboratorios Sa	Pr.19304-line 3/Pr.19318-line 3:Poultry Vaccines/Osro/Irq/902 &	136,650.00
Spain	Goizper S Coop	Pr. 20347 - Manual Knapsack Sprayers For Osro/Drk/103/Nor	87,116.16
Spain	Syva Laboratorios Sa	Pr21411 Items 1-3 & 6 Osro/Irq/110/118/119/Dha - Poultry & Anir	47,611.72
Switzerland	Syngenta Agro Ag	Pr.19710-pesticides/Osro/Irq/103/Dha	986,661.00
Switzerland	John Deere International Gmbh	Spare Parts For Tractors And Harvesters	877,299.00
Switzerland	John Deere International Gmbh	Spare Parts For John Deere Tractors & Harvesters	812,311.00
Switzerland	John Deere International Gmbh	7 Units Of Hydro Grain Combined	743,657.00
Switzerland	Eli Lilly Export S.a.	Pr 21229 Item 9 - Osro/Irq/902/Dha - Respiratory Antibiotic (Pul	106,000.00
Switzerland	Syngenta Agro Ag	Pr 21103 - Fungicide Atemi 100 SI - Code 05-11-00005 - Osro/Irq	86,250.00
Switzerland	Syngenta Agro Ag	Pr 21091 - Fungicide Ridomil 5g - Code 05-11-0004 - Osro/Irq/10	75,555.00
Switzerland	Novartis Animal Health Inc	Pr. 19376 Neocidol 600 Ec.	39,600.00
Switzerland	Trados (Schweiz) Ag	19960 Gicmd Trados 5 Sw	30,377.91
Turkey	Pentrade Dis Ticaret As	Diesel Engined 20 Kva Elect.gen. And Spares For Osro/Irq/905	1,082,036.00
Turkey	Bayer Turk Kimya San Ltd Stl	Pr 20574 - Fungicide "Raxil Ds2" For Project Osro/Irq/905/Dha	300,800.00
Turkey	Tarim Endustri Makinalari Imalat Ve Ticaret	Pr.17728 & 19219-backhoes For Osro/Irq/902 & 905/Dha	295,172.99

**Major Equipment ordered by Agency during 2001  
(Orders of USD 30,000 or more)**

Agency/Country Procurement	Name of supplier	Description of goods (equipment)	Total Cost (USD)
<b>FAO (cont.)</b>			
Turkey	Barmek Dis Ticaret Ve Elektrik San A.s.	Single Axle Tipping Trailers & 4 Wheeled Beehive Trailers -	126,062.00
Turkey	Sarten Ambalaj Sanayi Ve Ticaret As	Metal Cans For Tomato Paste	121,350.00
Turkey	Barmek Dis Ticaret Ve Elektrik San A.s.	Pr 20447 Osro/Irq/905/Dha - Agricultural Trailer And Associa	72,353.83
Turkey	Tekfen Dis Ticaret Anonim Sirketi	Pr's 20806/20807-soil Tillage Implements/Osro/Irq/902 & 905/Dh	70,778.88
Turkey	Sarten Ambalaj Sanayi Ve Ticaret As	Metallic Cans Lithographed For Food Processing	41,750.00
Turkey	Barmek Dis Ticaret Ve Elektrik San A.s.	Pr.20807-soil Tillage Implements/Osro/Irq/905/Dha	37,810.00
Turkey	Sarten Ambalaj Sanayi Ve Ticaret As	Coloured Bottles ( 1 Liter Pet Yellow For Oil ) With Caps	34,125.00
Turkey	Cihan Int Trade Dis Tic Ltd	Pr.20807-mounted 3-furrow Plough/Osro/Irq/905/Dha	33,852.00
Uganda	Harvest Farm Seeds Ltd	Agricultural Inputs	255,685.00
Uganda	Afro - Kai Limited	Pr 19901 - Tcord - Vegetable Seeds - Hand Hoes Without Hand	83,810.00
Uganda	Kiboko Enterprises Ltd.	Pr 19829 - Tcord - Rakes Without Handle - Watering Cans - T	73,240.00
Uganda	Kiboko Enterprises Ltd.	Pr.18500-hand Hoes W/Handles For Osro/Drc/004/Bel	65,720.00
Uganda	Kiboko Enterprises Ltd.	19087 Line 1 Tcord Drc/006/Bel Hoes	47,084.00
Uganda	Kiboko Enterprises Ltd.	Pr. 20938 - Hand Hoes (Items 1&2) Osro/Drc/109/Dha.	42,684.00
Uganda	Kiboko Enterprises Ltd.	Pr 19306	32,089.00
United Arab Emirate	Bengulf International Fze	Pr. 19444 - Fertilizer For Pakistan	172,500.00
United Kingdom	Dando Drilling International Ltd	Pr.19758-dando Watertec 24 Rigs & 30 Rigs/Osro/Irq/905/Dha	19,505,076.00
United Kingdom	Dando Drilling International Ltd	Pr 20834 Item 1 Osro/Irq/111/Dha - Spare Parts	1,923,168.00
United Kingdom	Agco Ltd	Pr.20997 - Farm Machinery For Osor/Kos/009/Wbk	1,004,400.00
United Kingdom	Agco Ltd	Pr.20294(line 3)&Pr.20304-plot Combine Harvesters/Osro/Irq/90	445,410.00
United Kingdom	Geest Overseas Ltd	Pr. 19725 - Laboratory Equipment, Generating Set, Chemicals	322,957.00
United Kingdom	Agco Ltd	Pr's 20844 & 20812 Osro/Irq/902/Dha & Osro/Irq/905/Dha - Agric	235,484.00
United Kingdom	Agco Ltd	Pr.17858-4wd Tractors Mf6290 For Osro/Irq/902/Dha	176,471.70
United Kingdom	Abbeyvet Export Ltd	Pr 20055 Osro/Irq/902/Dha Items 7-11 , Pr 20064 Osro/Irq/905/L	157,019.32
United Kingdom	Toolquip International Ltd Britannia House	Pr.21547- Beekeeping Equipment/Osro/Irq/102 & 905/Dha	142,584.39
United Kingdom	Bdh Lab Supplies Div Of Merck Ltd	R. 17982 - Vet.lab. Equipment - Tcord/Irq/902/Dha.	137,478.15
United Kingdom	Martindale Ralph (Exports) Ltd	Pr. 19978 - Hoes And 3-finger Hoes - Osro/Eth/101/Net.	123,446.00
United Kingdom	Agropharm Ltd	Pr.18085-antiprotzoan Drug/Osro/Irq/905/Dha	116,000.00
United Kingdom	Biological Diagnostics Supplies Ltd	Lab Equipment	107,102.99
United Kingdom	Labquip International Ltd	R. 17983 - Osro/Irq/902/Dha - Vet.lab. Equipment.	103,852.50
United Kingdom	Casella Cel Ltd	Pr. 18968 - Osro/Irq/902/Dha - Metereological Stations & Reco	99,813.13
United Kingdom	Toolquip International Ltd Britannia House	Pr 20774 Item 1 Osro/Irq/902/Dha - Workshop Tools	99,299.64
United Kingdom	Vita (Europe) Ltd	Pr 20858 - Beekeeping Acaricide Folbex Va Smokestrips, Code 0	96,561.00
United Kingdom	Toolquip International Ltd Britannia House	Protective Clothing (Overalls, Boots And Goggles)	93,350.00
United Kingdom	Norbrook Laboratories Limited	Pr.21665-veterinary Drugs/Osro/Irq/110-117-118/Dha	66,482.99
United Kingdom	Toolquip International Ltd Britannia House	Forestry Equipment And Supplies	65,264.07
United Kingdom	Nhbs Ltd	Pr.18931-scientific Literature & Publications For Osro/Irq/90	62,594.04
United Kingdom	Mitchell Dryers Ltd	Pr 20645 Item 1 Osro/Irq/902/Dha - Edible Fungi Dryer	61,179.00
United Kingdom	Bdh Lab Supplies Div Of Merck Ltd	Pr 18030 - Osro/Irq/902/Dha - Laboratory Supplies & Miscellanec	58,000.00
United Kingdom	Agco Ltd	Pr. 19925 - Combine Havester For Osro/Kos/002/Fin	55,000.00
United Kingdom	Biological Diagnostic Supplies Ltd.	Pr 20387 Item 1 - Osro/Irq/905/Dha - Diagnostic Kits And Reage	51,192.00
United Kingdom	Kennedy Group Ltd	Pr 17812 Item 3 - Osro/Irq/902/Dha - Workshop Tools	45,299.27
United Kingdom	Toolquip International Ltd Britannia House	Pr. 20028 - Protective Clothing For Osro/Drk/103/Nor	44,877.20
United Kingdom	Agco Ltd	Agricultural Equipment For Osro/Fry/101/Lux - P.r. 20200	40,095.00
United Kingdom	Micronair	Spraying Equipment	34,330.00
United Kingdom	Toyota Gibraltar Stockholdings Ltd (Tgs)	Pr 19011 - Toyota 4wd Vehicles For Gcp/Tun/028/Ita - Rnerd	61,918.00
United Kingdom	Toyota Gibraltar Stockholdings Ltd (Tgs)	Pr 19745, Rafrd - Two Toyota Land Cruiser	51,626.08
United Kingdom	Toyota Gibraltar Stockholdings Ltd (Tgs)	Pr 20515 Toyota Vehicles Rafdd	48,319.00
United Kingdom	Toyota Gibraltar Stockholdings Ltd (Tgs)	19139 Rafrd Toyota Vehicle	39,370.73
United Kingdom	Toyota Gibraltar Stockholdings Ltd (Tgs)	Vehicle For Project Tcord/Osro/Prg/002/Usa	33,337.42
United Kingdom	Toyota Gibraltar Stockholdings Ltd (Tgs)	Vehicle For Faor Liberia	33,300.97
United Kingdom	Toyota Gibraltar Stockholdings Ltd (Tgs)	Tcord 20968 Toyota Vehicle	32,627.00
United Kingdom	Toyota Gibraltar Stockholdings Ltd (Tgs)	19624 Tcord Toyota Vehicle	31,783.80
United Kingdom	Toyota Gibraltar Stockholdings Ltd (Tgs)	Toyota Land Cruiser Std Sw 4x4	31,748.54
USA	California Seed Co.	Pr.19383-line 1:Tomato Seeds Var.berek For Osro/Irq/905/Dha	1,749,090.00
USA	Itera International Energy Llc	Pr. 19795 - Ammonium Nitrate For Osro/Geo/101/Bel.	176,250.00
USA	Planson International Co Inc	Computer Equip.	95,641.00
USA	Spectrum Systesms Inc.	Pr 20875 Ns 100-002 Netscreen 100 (European)	72,120.00
USA	Harris Moran Seed Company	Pr 18322 - Osro/Irq/905/Dha - Watermelon Charleston Grey 76	57,000.00
USA	Seedburo Equipment Co. International	Seed Cleaner And Moisture Tester	33,235.00
USA	Wood-mizer Products Inc.	Lab Supplies	31,519.00
Yugoslavia, Rep of M	Semenarstvo Ad Export-import	Pr. 21694 - Winter Wheat Seed For Macedonia	160,000.00
Yugoslavia, Rep of M	Semenarstvo Ad Export-import	R. 22351 - Soya Meal For Osro/Mcd/102/Mul	154,375.00
Yugoslavia, Rep of M	Semenarstvo Ad Export-import	Winter Wheat Seed For Macedonia	114,900.00
Yugoslavia, Rep of M	Semenarstvo Ad Export-import	Winter Wheat Seed - P.r. 21139	81,000.00
Australia	Csiro Exploration And Mining	Geophysical Equipment	51,600.00

**Major Equipment ordered by Agency during 2001**  
(Orders of USD 30,000 or more)

Agency/Country Procurement	Name of supplier	Description of goods (equipment)	Total Cost (USD)
<b>IAEA</b>			
Australia	Gbc Scientific Equipment Pty Ltd.	Spectrophotometer, Atomic Absorption	37,719.10
Austria	Enconet Consulting Ges.m.b.h.	Services, Feasibility Studies	268,824.00
Austria	Packard Bioscience Gmbh	Laboratory Equipment and Supplies	137,885.70
Austria	Hvd Life Science Vertriebs-gmbh	Nuclear Medicine Equipment	98,348.00
Austria	Berthold Technologies Gmbh	Services, Local Purchase	86,498.30
Austria	Meet Zatolokina Oeg	Nuclear Research / Radiation Monitoring Instruments	73,500.00
Austria	Packard Bioscience Gmbh	Counter, Liquid Scintillation Automatic	63,051.50
Austria	Packard Bioscience Gmbh	Counter, Liquid Scintillation Automatic	62,536.00
Austria	Dewetron Gesmbh	Testing Equipment	60,076.00
Austria	Hvd Life Science Vertriebs-gmbh	Counter, Liquid Scintillation Automatic	59,993.06
Austria	Canberra Packard Central Europe Gmbh	Nuclear Research / Radiation Monitoring Instruments	59,476.40
Austria	Hvd Life Science Vertriebs-gmbh	Nuclear Research / Radiation Monitoring Instruments	57,156.34
Austria	Canberra Packard Central Europe Gmbh	Nuclear Research / Radiation Monitoring Instruments	55,710.00
Austria	Canberra Packard Central Europe Gmbh	Nuclear Research / Radiation Monitoring Instruments	55,334.00
Austria	Canberra Packard Central Europe Gmbh	Nuclear Research / Radiation Monitoring Instruments	55,280.00
Austria	Hvd Life Science Vertriebs-gmbh	Nuclear Medicine Equipment	53,016.30
Austria	Shimadzu Handelsgesellschaft Mbh	Chromatograph, HPLC	51,319.77
Austria	International Atomic Energy Agency	Entomological Equipment & Supplies	48,906.51
Austria	Canberra Packard Central Europe Gmbh	Nuclear Research / Radiation Monitoring Instruments	48,230.00
Austria	Canberra Packard Central Europe Gmbh	Nuclear Research / Radiation Monitoring Instruments	47,520.00
Austria	Shimadzu Handelsgesellschaft Mbh	Spectrophotometer	43,898.90
Austria	Varian Gmbh	Chromatograph, Gas	43,264.18
Austria	Canberra Packard Central Europe Gmbh	Nuclear Research / Radiation Monitoring Instruments	42,613.54
Austria	Shimadzu Handelsgesellschaft Mbh	Laboratory Equipment and Supplies	41,387.57
Austria	Shimadzu Handelsgesellschaft Mbh	Spectrophotometer, Atomic Absorption	41,203.21
Austria	Shimadzu Handelsgesellschaft Mbh	Spectrophotometer, Atomic Absorption	41,053.22
Austria	Aufrecht Gmbh	Non-Destructive Testing Equipment (Non-Radioactive)	38,907.05
Austria	Elkont Handelsgmbh	Laboratory Equipment and Supplies	38,712.54
Austria	Lkb Vertriebs Ges.m.b.h.	Counter, Liquid Scintillation Automatic	37,759.27
Austria	Hvd Life Science Vertriebs-gmbh	Nuclear Research / Radiation Monitoring Instruments	35,798.85
Austria	Hvd Life Science Vertriebs-gmbh	Counter, Liquid Scintillation Automatic	35,678.94
Austria	Mettler-toledo Gmbh	Laboratory Equipment and Supplies	34,621.62
Austria	Bartelt Gesellschaft M.b.h	Laboratory Equipment and Supplies	34,589.36
Austria	Canberra Packard Central Europe Gmbh	Radiation Protection Supplies	33,837.93
Austria	Agilent Technologies Gmbh	Electronic Equipment and Components	33,736.24
Austria	Canberra Packard Central Europe Gmbh	Nuclear Research / Radiation Monitoring Instruments	33,260.02
Austria	International Atomic Energy Agency (iaea)	Services, Sample Analysis	32,860.00
Austria	Canberra Packard Central Europe Gmbh	Nuclear Research / Radiation Monitoring Instruments	32,131.79
Austria	Mettler-toledo Gmbh	Laboratory Equipment and Supplies	31,208.37
Austria	Austrian Research Centers	Services, Technical	30,577.25
Belgium	Ion Beam Applications S.a.	Accelerator, Cyclotron	518,927.87
Belgium	Ion Beam Applications S.a.	Accelerator, Cyclotron	337,706.14
Brazil	Altmann S.a.	Laboratory Equipment and Supplies	36,322.35
Canada	Mds Nordion	Irradiator Gamma, Semi-Industrial	196,575.00
Canada	Mds Nordion	Irradiator Gamma, Semi-Industrial	133,250.00
Canada	Exploranium	Geophysical Equipment	57,650.00
Canada	First Canadian	Laboratory Equipment and Supplies	38,946.00
Canada	Trace Sciences International	Isotopes, Radioactive	35,419.80
China	China Nuclear Energy Industry Corporation	Isotopes, Radioactive, Large Radiation Source	88,910.00
China	China Nuclear Energy Industry Corporation	Services, Repairs	47,236.00
Colombia	Casa Cientifica	Chromatograph, HPLC	49,365.00
Costa Rica	Fundacion Una (Funa)	Agricultural Equipment	30,000.00
Czech Republic	Nuclear Research Institute Rez Plc	Services, Technical	138,650.00
Czech Republic	Nuclear Research Institute Rez Plc	Services, Technical	67,000.00
Denmark	Riso National Laboratory	TLD Reader	63,223.51
Denmark	IAPSO - Inter-agency Procurement Services	Vehicles	53,209.94
Finland	Rados Technology Oy	Dosimeter	127,730.17
Finland	Fortum Engineering Oy	Computer Software	50,890.47
Finland	Rados Technology Oy	Spares	32,142.86

**Major Equipment ordered by Agency during 2001  
(Orders of USD 30,000 or more)**

Agency/Country Procurement	Name of supplier	Description of goods (equipment)	Total Cost (USD)
<b>IAEA (cont.)</b>			
France	Setaram	Laboratory Equipment and Supplies	72,682.99
France	Varian S.a.	Spectrophotometer, Atomic Absorption	54,532.41
France	Saphymo	Nuclear Research / Radiation Monitoring Instruments	42,208.57
France	Air Liquide	Laboratory Equipment and Supplies	37,858.61
France	Sodern	Reference Materials	33,303.65
France	Cea/Oris/Damri	Nuclear Medicine Equipment	31,620.66
France	Novelec S.a.	Nuclear Research / Radiation Monitoring Instruments	31,505.00
France	Fisher Bioblock Scientific	Laboratory Equipment and Supplies	31,052.74
France	Vivirad	Spares	30,861.98
Germany	Energiewerke Nord Gmbh	Services, Technical	448,619.77
Germany	Siemens Ag - Medical Solutions	Radiotherapy Equipment - Simulator	310,047.20
Germany	Siemens Ag - Medical Solutions	Radiotherapy Equipment - Simulator	271,326.80
Germany	Mds Nordion Gmbh	Nuclear Medicine Equipment	247,575.63
Germany	Thermo Finnigan Gmbh	Spectrometer Mass	174,585.93
Germany	Hans Waelischmiller Gmbh.	Hot Cells and In-Cell Equipment	80,142.48
Germany	Cms Gmbh - Computerized Medical Systems	Nuclear Medicine Equipment	80,000.00
Germany	Saint-gobain Crystals And Detectors Gmbh	TLD Reader	78,283.50
Germany	Mds Nordion Gmbh	Radiotherapy Equipment - Brachytherapy Equipment	77,200.00
Germany	Saint-gobain Crystals And Detectors Gmbh	TLD Reader	76,519.00
Germany	Cms Gmbh - Computerized Medical Systems	Nuclear Medicine Equipment	73,030.00
Germany	Saint-gobain Crystals And Detectors Gmbh	TLD Reader	72,670.00
Germany	Spurenstofflabor - Dr. Harald Oster	Chromatograph, HPLC	68,121.10
Germany	Spurenstofflabor - Dr. Harald Oster	Chromatograph, HPLC	68,121.10
Germany	Mds Nordion Gmbh	Radiotherapy Planning System	68,050.00
Germany	Saint-gobain Crystals And Detectors Gmbh	TLD Reader	66,802.00
Germany	Fischer Analysen Instrumente Gmbh	Laboratory Equipment and Supplies	66,501.34
Germany	Siemens Ag - Medical Solutions	Radiotherapy Equipment - Teletherapy Equipment	60,903.83
Germany	Hans Waelischmiller Gmbh.	Hot Cells and In-Cell Equipment	60,000.00
Germany	Bruker Analytische Messtechnik Gmbh	Laboratory Equipment and Supplies	58,234.19
Germany	Intax Gmbh	X-Ray Equipment	56,447.02
Germany	Saint-gobain Crystals And Detectors Gmbh	TLD Reader	47,982.00
Germany	Analytik Jena Gmbh	Spectrophotometer, Atomic Absorption	47,753.14
Germany	Saint-gobain Crystals And Detectors Gmbh	TLD Reader	47,752.67
Germany	Hans Waelischmiller Gmbh.	Hot Cells and In-Cell Equipment	47,068.57
Germany	Labsco - Laboratory Supply Company	Laboratory Equipment and Supplies	46,487.03
Germany	Spectro Analytical Instruments Gmbh	Spectrometer Mass	46,358.52
Germany	Delmia Gmbh	Computer Software	44,522.71
Germany	Labsco - Laboratory Supply Company	Laboratory Equipment and Supplies	40,191.81
Germany	Hans Waelischmiller Gmbh.	Hot Cells and In-Cell Equipment	37,466.61
Germany	Labsco - Laboratory Supply Company	Laboratory Equipment and Supplies	35,834.74
Germany	Sarad Gmbh	Nuclear Research / Radiation Monitoring Instruments	34,608.72
Germany	Sts - Steuerungstechnik & Strahlenschutz	Irradiation Equipment	33,609.59
Germany	Saint-gobain Crystals And Detectors Gmbh	Services, Repairs	32,364.90
Germany	Huber Diffraktionstechnik Gmbh	Electronic Equipment and Components	32,348.17
Germany	Omnilab Laborzentrum - H. Juergens	Laboratory Equipment and Supplies	31,150.22
Germany	Labsco - Laboratory Supply Company Gmbh	Laboratory Equipment and Supplies	30,055.81
Guatemala	Moscamed Program / Usda, Aphis, Is	Entomological Equipment & Supplies	104,843.20
Guatemala	Moscamed Program / Usda, Aphis, Is	Entomological Equipment & Supplies	104,843.00
Guatemala	Moscamed Program / Usda, Aphis, Is	Services, Feasibility Studies	78,300.00
Guatemala	Moscamed Program / Usda, Aphis, Is	Entomological Equipment & Supplies	49,442.10
Hungary	Mediso Medical Equipment Development.	Gamma Camera	138,845.00
Hungary	Mediso Medical Equipment Development	Gamma Camera	134,195.00
Hungary	Csepelerv Gep Kft	Irradiation Equipment	108,700.00
Hungary	Mediso Medical Equipment Development	Gamma Camera	95,795.00
Israel	Arava Development Co. Ltd.	Entomological Equipment & Supplies	82,247.00
Italy	Ceast S.p.a.	Geophysical Equipment	54,903.85
Italy	Consiglio Nazionale Delle Ricerche	Nuclear Research / Radiation Monitoring Instruments	35,618.88
Jamaica	Resident Representative Of The U.n. - Jam	Services, Media	41,777.04
Japan	Sumitomo Corporation, Elj pz Section	Services, Installation	42,860.35
Japan	Ogawa Seiki Co Ltd	Non-Destructive Testing Equipment (Radioactive)	38,440.00
Kenya	Ilri - International Livestock Research Inst.	Services, Feasibility Studies	82,016.00



**Major Equipment ordered by Agency during 2001  
(Orders of USD 30,000 or more)**

Agency/Country Procurement	Name of supplier	Description of goods (equipment)	Total Cost (USD)
<b>IAEA (cont.)</b>			
Malaysia	Teknioniaga Sdn Bhd	Laboratory Equipment and Supplies	38,016.50
Malta	Technoline Ltd	Laboratory Equipment and Supplies	30,121.18
Mexico	Ge International Mexico, S.a. De C.v.	Computer Equipment, Other	34,051.50
Netherlands	High Voltage Engineering B.v.	Accelerator, Electron	969,723.95
Netherlands	Nrg Petten	Services, Irradiation	235,084.59
Netherlands	High Voltage Engineering B.v.	Accelerator, Electron	145,458.59
Netherlands	Nucletron International B. V.	Radiotherapy Equipment - Brachytherapy Equipment	135,761.35
Netherlands	Nucletron International B. V.	Medical Equipment	70,342.43
Netherlands	Camproscientific	Isotopes, Radioactive	45,159.41
Netherlands	Veenstra Instrumenten B V	Nuclear Medicine Equipment	41,226.83
Netherlands	Art Innovation	Computer System, PC	40,678.98
Pakistan	Resident Representative Of The U.n. - Pak	Services, Local Purchase	40,000.00
Poland	Rta Sp. Z O. O.	Services, Local Purchase	37,025.00
Russian Federation	Techsnabexport Co. Ltd	Accelerator, Electron	1,248,000.00
Russian Federation	All-regional Corporation "Izotop"	Services, Repairs	153,500.00
Russian Federation	All-regional Corporation "Izotop"	Services, Repairs	124,500.00
Russian Federation	Techsnabexport Co. Ltd	Radiation Protection Supplies	90,930.00
Russian Federation	All-regional Corporation "Izotop"	Services, Repairs	79,500.00
Russian Federation	All-regional Corporation "Izotop"	Services, Repairs	79,500.00
South Africa	Optron (Pty) Ltd	Geophysical Equipment	40,770.00
South Africa	Siemens Medical Solutions	Services, Waste Conditioning	39,943.69
South Africa	Resident Representative Of The U.n. - Saf	Entomological Equipment & Supplies	34,206.36
Spain	Tecnatom S.a.	Miscellaneous	364,650.37
Spain	Tecnatom S.a.	Miscellaneous	84,904.39
Sweden	Nuclear Diagnostics International	Services, Construction	253,427.18
Switzerland	Solexperts Ag	Hydrology Equipment	137,014.56
Switzerland	Camag	Chromatographic Equipment	37,704.24
Tunisia	Resident Representative Of The U.n. - Tun	Services, Local Purchase	33,208.58
Ukraine	Atom Komplex Prylad	Nuclear Research / Radiation Monitoring Instruments	67,200.00
Ukraine	Atom Komplex Prylad	Nuclear Research / Radiation Monitoring Instruments	42,950.00
Ukraine	Computercenters Of Ukraine	Computer Equipment, Other	33,625.00
United Kingdom	Agfa Ndt Ltd. (Formerly Pantak Limited)	Nuclear Medicine Equipment	140,115.94
United Kingdom	Ametek Advanced Measurement Tech.	Nuclear Research / Radiation Monitoring Instruments	73,000.00
United Kingdom	Interconnect	Services, Feasibility Studies	50,350.00
United Kingdom	Nycomed Amersham	Chemicals	48,304.44
United Kingdom	Ametek Advanced Measurement Tech	Spectrometer Nuclear	48,290.00
United Kingdom	Ametek Advanced Measurement Tech.	Nuclear Research / Radiation Monitoring Instruments	41,370.00
United Kingdom	Ametek Advanced Measurement Tech.	Spectrometer Nuclear	34,190.00
United Kingdom	Patterson M.j. (Scientific) Ltd.	Laboratory Equipment and Supplies	32,852.55
United Kingdom	Instron Ltd.	Laboratory Equipment and Supplies	32,167.41
United Kingdom	Ametek Advanced Measurement Tech.	Electronic Equipment and Components	31,710.00
Tanzania	Resident Representative Of The U.n. - Urt	Services, Local Purchase	46,651.11
United Republic of	Resident Representative Of The U.n. - Urt	Services, Local Purchase	34,048.78
USA	Siemens Medical Solutions	Nuclear Medicine Equipment	246,925.00
USA	Siemens Medical Solutions	Gamma Camera	239,543.50
USA	Siemens Medical Solutions	Gamma Camera	238,843.50
USA	Siemens Medical Solutions	Gamma Camera	237,043.50
USA	Numat	Electronic Equipment and Components	196,700.00
USA	Numat	Electronic Equipment and Components	196,350.00
USA	TA Instruments	Laboratory Equipment and Supplies	135,800.00
USA	Siemens Medical Solutions	Gamma Camera	120,000.00
USA	PerkinElmer Inc.	Chromatograph, Gas	68,761.00
USA	American Scientific & Industrial Supplies	Entomological Equipment & Supplies	59,200.00
USA	Amale International, Inc.	Electronic Equipment and Components	55,350.00
USA	Appropriate Applications Ltd.	Chemicals	54,320.00

**Major Equipment ordered by Agency during 2001  
(Orders of USD 30,000 or more)**

Agency/Country Procurement	Name of supplier	Description of goods (equipment)	Total Cost (USD)
<b>IAEA (cont.)</b>			
USA	Thermal Technology Inc.	Laboratory Equipment and Supplies	52,533.00
USA	Team Technologies, Inc.	Services, Training	50,113.00
USA	Neometrics Inc.	Computer Software	47,050.00
USA	Cnmc Company, Inc.	Nuclear Research / Radiation Monitoring Instruments	45,615.00
USA	Genetic Identification Services Inc.	Entomological Equipment & Supplies	39,000.00
USA	Labconco Corporation	Laboratory Equipment and Supplies	37,881.95
USA	National Instruments	Laboratory Equipment and Supplies	37,540.00
USA	Neometrics Inc.	Services, Construction	35,500.00
USA	Data Systems & Solutions, Llc	Computer Software	34,290.00
USA	Turner Designs	Laboratory Equipment and Supplies	34,067.31
USA	Capintec International	Electronic Equipment and Components	32,233.80
USA	Terraplus	Electrical Equipment	32,200.00
USA	PerkinElmer Inc.	Laboratory Equipment and Supplies	31,037.00
<b>IAPSO</b>			
Bahrain	Midal Cables Ltd.	Cables	337,994.38
Cote d'Ivoire	Office For Project Supplies	Refrigeration Equipment	614,172.29
Denmark	Bukkehave Ltd.	Vehicles	3,464,345.09
Denmark	Topnordic A/S	Office Equipment	1,456,600.12
Denmark	Kuehne & Nagel A/S	Freight Services	1,046,786.89
Denmark	Kjaer & Kjaer	Vehicles	837,153.32
Denmark	Dell Computer A/S	IT Equipment	622,321.83
Denmark	Compaq Computer A/S	IT Equipment	572,028.97
Denmark	Peter Justesen Co.	Office Equipment	380,692.65
Denmark	Phonix-trykkeriet As	Printing	223,743.86
Denmark	Danimex - Denmark Ltd.	Communications Equipment	199,947.62
Denmark	Netdesign A/S	IT Equipment	163,531.22
Denmark	Bilia Personvogne A/S	Vehicles	97,562.32
Denmark	Danoffice Plc	Office Equipment	95,398.90
Denmark	A. Ketner A/S	Protective Clothing	85,145.76
Denmark	Xerox A/S	Office Equipment	78,373.47
Denmark	Mahe Airfreight A/S	Freight Services	42,122.53
France	Réseaux Télécommunications Informatique	IT Equipment	2,568,041.42
France	Cossanex	Electrical Equipment	1,701,323.16
France	Sodexa	Vehicles	709,029.60
France	Sicamex	Electrical Equipment	189,161.25
France	Sofexport	Office Supplies	74,571.85
France	Pontvert	Office Equipment	70,958.85
France	Catu-paris S.a	Electrical Equipment	46,051.39
France	Porcher	Sanitaryware	38,951.23
France	S.f.c.e	Vehicles	38,950.43
Germany	Daimlerchrysler Ag	Vehicles	990,268.25
Germany	Boss Pro-tec	Steel Drums	33,836.47
India	Ws Industries (India) Ltd.	Electrical Equipment	1,089,492.70
India	Ajay Industrial Corporation	Water Pumps	34,130.13
Italy	Iveco Trucks	Trucks	7,667,199.89
Italy	Tesmec S.r.l	Electrical Equipment	2,405,148.17
Italy	Com Int S.p.a	Tractors	1,592,907.20
Italy	Fiat - Hitachi Excavators S.p.a.	Tractors	1,466,158.08
Italy	Zv S.r.l.	Fork Lift Trucks	1,306,796.56
Italy	T.e.m.a	Electrical Equipment	1,039,951.43
Italy	Terex Italia S.r.l.	Crane	632,244.70
Italy	Work Italia Srl	Electrical Equipment	339,149.22
Italy	Officine Di Annone S.r.l.	Construction Materials	204,883.57
Italy	Coelmo S.r.l	Generators	120,162.62
Japan	Toyota Motor Corporation	Vehicles	24,830,307.38
Japan	Nissan Trading Company Ltd.	Vehicles	3,091,836.68
Japan	Isuzu Motors Limited	Vehicles	678,159.79
Japan	J Gerber And Company (Jp) Ltd.	Motorcycles	573,602.70

**Major Equipment ordered by Agency during 2001**  
(Orders of USD 30,000 or more)

Agency/Country Procurement	Name of supplier	Description of goods (equipment)	Total Cost (USD)
<b>IAPSO (cont.)</b>			
Japan	K Arano & Co Ltd.	Vehicles	175,895.71
Japan	Honda Trading Corporation	Vehicles	110,569.18
Netherlands	The Medical Export Group	Tb Drugs	4,170,245.88
Netherlands	Devotra B.v.	Electrical Equipment	833,693.52
Netherlands	Sgs Global Trade Solutions B.v.	Inspection Services	210,772.73
Netherlands	Canon Europe Nv	Office Equipment	111,396.46
Netherlands	Van Vliet Trucks Holland B.v.	Trucks	31,415.15
Norway	Wenaas A/S	Protective Clothing	75,674.90
Slovenia	Avtotehna	Office Equipment	70,969.45
Sweden	Transelectric Ab	Electrical Equipment	1,675,166.49
Sweden	Volvo Car Corporation	Vehicles	687,550.05
Sweden	Frankab Yrkesklader Ab	Clothing	192,154.32
Sweden	Erico-cadweld Ab	Electrical Equipment	116,545.16
Sweden	Svedala Compaction Equipment Ab	Compactors	97,544.24
Sweden	Gothia Pulp & Paper	Paper	52,434.36
Switzerland	Powercom S.a.	Electrical Equipment	973,207.43
Switzerland	Miltizer & Munch Ag	Logistics Co-ordination	163,352.56
Thailand	Suisindo Shipping And Trading	Logistic Co-ordination	49,617.65
Turkey	Mitas Foreign Trade	Steel Poles	7,622,704.79
Turkey	Neks Dis Ticaret A.s.	Electrical Equipment	3,051,235.66
Turkey	Özdl	Steel Poles	1,096,756.14
Turkey	Erbosan Erciyas Tube Industry	Steel Poles	264,145.92
Turkey	Ramko Dis Ticaret Ltd, Turkey	Wire	237,020.21
Turkey	Barmek Dis Ticaret Ve Elektrik Sanayi A.s.	Electrical Equipment	222,286.64
United Kingdom	Land Rover & Ford	Vehicles	1,390,743.43
United Kingdom	Toolquip International Limited	Tools	1,373,501.92
United Kingdom	Toyota Gibraltar Stockholdings	Vehicles	873,131.75
United Kingdom	Conrico International Ltd.	Vehicles	772,162.95
United Kingdom	Jcb Sales Ltd	Forklist Trucks	265,973.37
United Kingdom	Macclesfield Motor Bodies (Uk) Ltd	Vehicles	254,097.06
United Kingdom	Weaver Vale Fire & Security Ltd	Fire Protection Equipment	223,994.50
United Kingdom	Xerox, Ltd	Office Equipment	201,997.12
United Kingdom	Codan Uk	Communication Equipment	156,884.57
United Kingdom	Labquip International Limited	Laboratory Equipment	128,966.26
United Kingdom	Cbs Products Ltd	Electrical Equipment	122,919.97
United Kingdom	Intequip Ltd.	Election Materials	111,973.73
United Kingdom	Nrg International	Office Equipment	94,722.87
United Kingdom	Riso Uk Ltd	Office Equipment	43,624.14
USA	Harris Corporation	Communications Equipment	933,495.82
USA	Planson International Corp.	It Equipment	792,944.48
USA	Jb International	It Equipment	457,959.43
USA	Ropa Group	Vehicles	45,744.53
<b>ICAO</b>			
Bolivia	Local Purchase	Office furniture	89,448.00
Brazil	Local Purchase	Software	738,757.00
Brazil	Local Purchase	Miscellaneous	260,946.00
Brazil	Local Purchase	Management administration software	182,469.00
Brazil	Local Purchase	UP Link earth station	159,971.00
Brazil	Local Purchase	Conference video system	142,073.00
Brazil	Local Purchase	Satellite photos	100,808.00
Brazil	Local Purchase	Air photos	87,096.00
Brazil	Local Purchase	Software	74,343.00
Brazil	Local Purchase	Office furniture	58,689.00
Canada	Nexlink	Computers	41,529.00

**Major Equipment ordered by Agency during 2001**  
(Orders of USD 30,000 or more)

Agency/Country Procurement	Name of supplier	Description of goods (equipment)	Total Cost (USD)
<b>ICAO (cont.)</b>			
Dominican Republic	Local Purchase	Magnetrons	74,400.00
France	Thales Atm	Radars	25,674,350.00
France	See Societe D'etudes	Digital Network	3,649,704.00
France	Thales Atm	Radars	1,929,291.00
Germany	Vaisala Impulsphysik	Runway visual range system	285,034.00
Italy	Alenia Marconi Systems	Airtraffic control centre and radar integration	4,972,048.00
Italy	Ote S.p.a.	Communications equipment and digital mico link	1,174,761.00
Italy	O.c.e.m. S.p.a.	Airfield lighting	1,002,717.00
Italy	Alenia Marconi Systems	Radar spares	80,362.00
Norway	Park Air Systems	Instrument landing system/distance measuring equipment	557,948.00
Panama	Local Purchase	Workstations	149,914.00
Panama	Ingenious Services and Solutions	Synchronizing clock systems	61,860.00
Panama	Local Purchase	Airconditioners	31,100.00
Russia	A/O Aviatos	Transponder and encoding altimeter installation kits	126,800.00
Somalia	Local Purchase	Miscellaneous	50,000.00
Somalia	Local Purchase	Miscellaneous	50,000.00
Somalia	Local Purchase	Miscellaneous	40,000.00
Somalia	Local Purchase	Roof glass insert	32,166.00
South Africa	Netsys Int'l (Pty) Ltd	World area forecast systems	127,309.00
Spain	Indra Sistemas	Strut Modification Kits	3,651,850.00
Spain	Indra Sistemas	Voice communication control system	1,600,833.00
Syria	United Electro-Mechanical	Computer network	334,355.00
United Kingdom	Continental Microwave	Digital microwave link	5,600,000.00
United Kingdom	Park Air Electronics	Communication equipment	500,000.00
USA	Lockheed Martin Overseas	Radars	15,000,000.00
USA	Oshkosh Truck Corporation	Fire fighting vehicles	1,772,421.00
USA	Alenia Marconi Systems	Ground navigational aids	1,026,424.00
USA	Bosserman Aviation Equipment	Refuellers and tankers	909,181.00
USA	Honeywell Aerospace Electronic Systems	Transponder and encoding altimeter	658,338.00
USA	Hughes Network Systems	Satellite stations	617,232.00
<b>ILO</b>			
Bosnia And Herzegovina	Local Purchase	Computer Equipment	36,170.00
Gabon	Bull Gabon	Computer Equipment	139,280.00
Italy	Iveco Sa	Tipper And Tanker	80,045.00
Italy	New Holland Italia Spa	Allwd Tractors	60,005.00
Japan	Toyota Motor Corp.	Allwd Vehicles	66,481.00
Japan	Toyota Motor Corp.	Allwd Vehicles	54,382.00
Liberia	Local Purchase	Computer Equipment	35,000.00
Switzerland	Nos Sa	Office Furniture	282,742.00
Switzerland	Gietz & Co Ag	Printing/Binding Equipment	141,821.00
Switzerland	Gietz & Co Ag	Printing/Binding Equipment	115,904.00
Switzerland	Nos Sa	Office Furniture	57,506.00
Switzerland	Dps Sa	Office Equipment	33,630.00
Switzerland	Nos Sa	Office Furniture	33,549.00
Thailand	Logica	Office Furniture	89,387.00
Thailand	Logica	Office Furniture	81,500.00
Thailand	Logica	Office Furniture	70,199.00
Thailand	Logica	Office Furniture	44,808.00
United Kingdom	Agco Ltd	Trailers	33,804.00

**Major Equipment ordered by Agency during 2001  
(Orders of USD 30,000 or more)**

Agency/Country Procurement	Name of supplier	Description of goods (equipment)	Total Cost (USD)
<b>ITU</b>			
Argentina	Compaq	Specifications	91,579.00
<b>ITU (cont.)</b>			
Cameroun	Global Comm. Systems	Ordinateurs	39,388.30
Colombia	Internal Po	Warranties And Specifications	194,954.10
Colombia	Internal Po	Warranties And Specifications	185,000.00
India	Agilent Technologies	Warranties And Specifications	61,750.00
Iraq	IAPSO	Toyota 4wd Land Cruiser + Insurance	108,599.00
Iraq	IAPSO	Toyota 4wd Land Cruiser Station Wagon	59,655.00
Iraq	Engineering Consortium	1 Diesel Generator Wpjd 100/4	37,288.00
Iraq	IAPSO	Computers, Toners, Softwares, Etc.	30,823.60
Mozambique	Wds Technologies	Extension Of Telemedicine Project Phase 2	90,500.00
Senegal	Wds Technologies	Basic System For Hospitals	105,124.00
Mali	Coprexim	Serveurs, Ordinateurs, Logiciels, Etc.	74,196.90
<b>UNON</b>			
Denmark	UNDP/IAPSO	Toyota Land Cruiser	209,993.00
Denmark	UNDP/IAPSO	Toyota Land Cruiser	97,690.20
Iraq	Kjaer & Kjaer	Nissan Terranos	90,017.51
Iraq	UNDP/Iraq	Air Conditioners	54,461.00
Iraq	UNDP/Bagdad	Generators	31,950.00
Kenya	First Computers Ltd	Compaq Deskpro Ex Dt Piii 800 Computer	74,778.00
Kenya	First Computers Ltd	Compaq Deskpro Ex Dt Piii 800 Computer	72,600.00
Kenya	Pegrume Ltd	Telephones-meridian M3904 Digital Sets	67,800.00
Kenya	First Computers Ltd	Deskpro Computer, Compaq Evo D300 P4 1.5ghz	64,928.50
Kenya	Asea Brown Boveri Ltd	Supply & Installation Of 11kv Switchgear	60,327.00
Kenya	Asea Brown Boveri Ltd	Supply & Installation Of 800kva Transformer & Equipmt.	41,500.00
Kenya	First Computers Ltd	Compaq Deskpro Ex Dt Piii 866mhz	39,423.44
Kenya	Toyota East Africa Ltd	Toyota Land Cruiser Stationwagon Gx	32,792.31
Kenya	First Computers Ltd	Compaq Deskpro Ex Dt Piii 1ghz	31,548.00
Kenya	Toyota East Africa Ltd	Toyota Land Cruiser 4wd Stationwagon Gx	31,448.36
Kenya	Toyota East Africa Ltd	Toyota Land Cruiser Stationwagon Gx	31,192.68
United Kingdom	Global Wireless Comm. Ltd	Motorola Mdm25khf9an5-e Gm360 Mobile Radio	53,195.35
United Kingdom	Balton Cp Ltd	Alarm Unit Motorola With Accessory	34,149.00
USA	Planson International Corp	Office Equipments	35,068.00
<b>UN-PD</b>			
Australia	Western Diesel	Motor Vehicles And Parts And Access	96,918.00
Canada	Lns Systems Inc.	Telecommunication Equipment	1,805,000.00
Canada	Weatherhaven	Prefabricated Buildings	819,746.00
Canada	Weatherhaven	Prefabricated Buildings	761,193.00
Canada	Weatherhaven	Prefabricated Buildings	423,220.00
Canada	Weatherhaven	Prefabricated Buildings	421,584.00
Canada	Computron Systems Inc	Micro-computers	407,760.00
Canada	Weatherhaven	Prefabricated Buildings	259,978.00
Canada	Computron Systems Inc	Micro-computers	256,800.00
Canada	Computron Systems Inc	Micro-computers	221,408.00
Canada	Computron Systems Inc	Micro-computers	125,800.00
Canada	Computron Systems Inc	Edp Equipment/Machinery, Other, And	100,640.00
Canada	Hummingbird Communications Ltd	Computer Systems, Special Purpose O	61,745.00
Canada	Computron Systems Inc	Optical Input/Output Units, Such As	39,564.00
China	Zhejiang Institute Of Mechanical...	Alternative Energy Systems; Steam,	491,000.00
China	Zhejiang Institute Of Mechanical...	Power Plants	491,000.00
Croatia	Minolta Zagreb D.o.o.	Photocopying Apparatus	183,000.00
Denmark	Danoffice Plc	Micro-computers	2,496,386.00
Denmark	Danoffice Plc	Micro-computers	933,381.00
Denmark	Danoffice Plc	Micro-computers	686,230.00

**Major Equipment ordered by Agency during 2001  
(Orders of USD 30,000 or more)**

Agency/Country Procurement	Name of supplier	Description of goods (equipment)	Total Cost (USD)
<b>UN-PD (cont.)</b>			
Denmark	Danimex Communications Ltd.	Telecommunication Equipment, Other	325,817.00
Denmark	Danoffice Plc	Micro-computers	252,263.00
Denmark	Dlh A/S	Plywood	219,025.00
Denmark	Cicci Holding Ltd.	Telecommunication Equipment	215,074.00
Denmark	Danoffice Plc	Computer Display Terminals	183,529.00
Denmark	Danoffice Plc	Printing And Plotting Devices For E	162,731.00
Denmark	Danoffice Plc	Micro-computers	155,388.00
Denmark	Cicci Holding Ltd.	Edp Equipment N.e.c.	146,658.00
Denmark	Danoffice Plc	Micro-computers	142,439.00
Denmark	Danoffice Plc	Micro-computers	140,007.00
Denmark	Danoffice Plc	Micro-computers	134,217.00
Denmark	Danoffice Plc	Micro-computers	129,490.00
Denmark	Danoffice Plc	Micro-computers	116,541.00
Denmark	Dlh A/S	Timber, Hard	101,100.00
Denmark	Twinsoft Scandinavia Aps	Software, Computer, Including Manua	99,850.00
Denmark	Danoffice Plc	Micro-computers	89,559.00
Denmark	Danoffice Plc	Micro-computers	84,769.00
Denmark	Danoffice Plc	Computer Display Terminals	81,300.00
Denmark	Danoffice Plc	Micro-computers	78,259.00
Denmark	Danimex Communications Ltd.	Telecommunication Equipment	78,203.00
Denmark	Danoffice Plc	Micro-computers	77,694.00
Denmark	Danoffice Plc	Micro-computers	77,694.00
Denmark	Danoffice Plc	Micro-computers	77,694.00
Denmark	Danoffice Plc	Micro-computers	73,956.00
Denmark	Cicci Holding Ltd.	Edp Equipment N.e.c.	73,039.00
Denmark	Danoffice Plc	Micro-computers	70,640.00
Denmark	Danoffice Plc	Micro-computers	64,745.00
Denmark	Danoffice Plc	Protection Devices For Edp Equipmen	64,703.00
Denmark	Glenco A/S	Sacks And Bags, Of A Kind Used For	63,300.00
Denmark	Danoffice Plc	Micro-computers	61,824.00
Denmark	Danoffice Plc	Protection Devices For Edp Equipmen	60,128.00
Denmark	Danoffice Plc	Micro-computers	59,627.00
Denmark	Danoffice Plc	Protection Devices For Edp Equipmen	58,002.00
Denmark	Danoffice Plc	Micro-computers	49,448.00
Denmark	Danoffice Plc	Micro-computers	49,427.00
Denmark	Danoffice Plc	Micro-computers	49,427.00
Denmark	Danoffice Plc	Protection Devices For Edp Equipmen	49,155.00
Denmark	Danoffice Plc	Micro-computers	44,632.00
Denmark	Danoffice Plc	Micro-computers	42,384.00
Denmark	Glenco A/S	Sacks And Bags, Of A Kind Used For	42,200.00
Denmark	Danoffice Plc	Micro-computers	41,216.00
Denmark	Danoffice Plc	Tapes And Other Unrecorded Media Fo	40,312.00
Denmark	Danoffice Plc	Micro-computers	38,847.00
Denmark	Glenco A/S	Sacks And Bags, Of A Kind Used For	38,450.00
Denmark	Danoffice Plc	Protection Devices For Edp Equipmen	38,000.00
Denmark	Cicci Holding Ltd.	Processing Units For Edp And Access	37,704.00
Denmark	Danoffice Plc	Micro-computers	35,960.00
Denmark	Danoffice Plc	Micro-computers	35,109.00
Denmark	Danoffice Plc	Radio Broadcast And Television Rece	32,932.00
Denmark	Danoffice Plc	Micro-computers	31,336.00
France	Renault Vehicules Industriels	Motor Vehicles And Parts And Access	1,568,403.00
France	Renault Vehicules Industriels	Motor Vehicles And Parts And Access	1,088,358.00
France	Renault Vehicules Industriels	Motor Vehicles And Parts And Access	923,630.00
France	Renault Vehicules Industriels	Motor Vehicles And Parts And Access	831,210.00
France	Renault Vehicules Industriels	Motor Vehicles And Parts And Access	659,000.00
France	Renault Vehicules Industriels	Motor Vehicles And Parts And Access	533,987.00
France	Renault Vehicules Industriels	Motor Vehicles And Parts And Access	407,597.00
France	Sdmo Industries	Electric Motors, Generators And The	362,534.00
France	Sdmo Industries	Electric Motors, Generators And The	340,000.00
France	Sdmo Industries	Electric Motors, Generators And The	282,177.00
France	G. Feron - E. De Clebsattel Sa	Prefabricated Buildings	281,564.00
France	Spot Image	Maps And Charts	266,636.00
France	Renault Vehicules Industriels	Motor Vehicles And Parts And Access	249,285.00
France	G. Feron - E. De Clebsattel Sa	Prefabricated Buildings	240,814.00
France	G. Feron - E. De Clebsattel Sa	Prefabricated Buildings	222,327.00
France	Renault Vehicules Industriels	Motor Vehicles And Parts And Access	209,109.00
France	Renault Vehicules Industriels	Motor Vehicles And Parts And Access	191,131.00
France	G. Feron - E. De Clebsattel Sa	Prefabricated Buildings	190,056.00
France	Renault Vehicules Industriels	Motor Vehicles And Parts And Access	185,707.00
France	Sdmo Industries	Electric Motors, Generators And The	176,434.00

**Major Equipment ordered by Agency during 2001  
(Orders of USD 30,000 or more)**

Agency/Country Procurement	Name of supplier	Description of goods (equipment)	Total Cost (USD)
<b>UN-PD (cont.)</b>			
France	Sdmo Industries	Electric Motors, Generators And The	176,434.00
France	Renault Vehicules Industriels	Motor Vehicles And Parts And Access	174,107.00
France	Wartsila Nsd Corp.	Electric Motors, Generators And The	158,600.00
France	Renault Vehicules Industriels	Motor Vehicles And Parts And Access	154,243.00
France	G. Feron - E. De Clebsattel Sa	Prefabricated Buildings	150,509.00
France	F.e.v.a.m. Ind. Co. Ltd.	Camping Equipment	140,841.00
France	G. Feron - E. De Clebsattel Sa	Prefabricated Buildings	140,782.00
France	Renault Vehicules Industriels	Motor Vehicles And Parts And Access	139,876.00
France	Marck Sa	Hats And Headgear	138,000.00
France	Renault Vehicules Industriels	Motor Vehicles And Parts And Access	135,003.00
France	Renault Vehicules Industriels	Motor Vehicles And Parts And Access	133,235.00
France	Cfc- Daum	Medals And Badges	133,233.00
France	Renault Vehicules Industriels	Motor Vehicles And Parts And Access	128,070.00
France	Renault Vehicules Industriels	Motor Vehicles And Parts And Access	124,703.00
France	Renault Vehicules Industriels	Motor Vehicles And Parts And Access	124,210.00
France	Renault Vehicules Industriels	Motor Vehicles And Parts And Access	123,160.00
France	Renault Vehicules Industriels	Motor Vehicles And Parts And Access	115,534.00
France	Renault Vehicules Industriels	Motor Vehicles And Parts And Access	112,701.00
France	Renault Vehicules Industriels	Motor Vehicles And Parts And Access	109,523.00
France	Renault Vehicules Industriels	Motor Vehicles And Parts And Access	98,731.00
France	Marck Sa	Hats And Headgear	97,919.00
France	G. Feron - E. De Clebsattel Sa	Prefabricated Buildings	96,342.00
France	Zhendre	General Purpose Machinery, Parts An	95,472.00
France	Renault Vehicules Industriels	Motor Vehicles And Parts And Access	93,512.00
France	G. Feron - E. De Clebsattel Sa	Prefabricated Buildings	93,025.00
France	Sdmo Industries	Electric Motors, Generators And The	86,050.00
France	Renault Vehicules Industriels	Motor Vehicles And Parts And Access	79,081.00
France	Renault Vehicules Industriels	Motor Vehicles And Parts And Access	77,965.00
France	Renault Vehicules Industriels	Motor Vehicles And Parts And Access	76,030.00
France	Marck Sa	Clothing Of Textile Materials	74,690.00
France	G. Feron - E. De Clebsattel Sa	Prefabricated Buildings	74,109.00
France	Renault Vehicules Industriels	Motor Vehicles And Parts And Access	73,393.00
France	Renault Vehicules Industriels	Motor Vehicles And Parts And Access	72,059.00
France	Renault Vehicules Industriels	Motor Vehicles And Parts And Access	72,043.00
France	Renault Vehicules Industriels	Motor Vehicles And Parts And Access	68,217.00
France	Renault Vehicules Industriels	Motor Vehicles And Parts And Access	62,822.00
France	Renault Vehicules Industriels	Motor Vehicles And Parts And Access	57,504.00
France	Sdmo Industries	Electric Motors, Generators And The	53,412.00
France	Renault Vehicules Industriels	Motor Vehicles And Parts And Access	53,159.00
France	Renault Vehicules Industriels	Motor Vehicles And Parts And Access	52,924.00
France	Renault Vehicules Industriels	Motor Vehicles And Parts And Access	52,816.00
France	Renault Vehicules Industriels	Motor Vehicles And Parts And Access	52,624.00
France	Renault Vehicules Industriels	Motor Vehicles And Parts And Access	50,920.00
France	Renault Vehicules Industriels	Motor Vehicles And Parts And Access	50,136.00
France	Sovema	Tubes, Pipes And Hoses, And Fitting	39,447.00
France	G. Feron - E. De Clebsattel Sa	Prefabricated Buildings	38,761.00
France	Marck Sa	Hats And Headgear	32,016.00
Germany	Heckler & Koch Gmbh	Firearms And Ammunition	313,297.00
Germany	Kassbohrer Gelandefahrzeug Gmbh	Motor Vehicles And Parts And Access	143,151.00
Germany	Brahler Ics Ag	Audio And Video Accessories	108,816.00
Germany	Brahler Ics Ag	Audio And Video Accessories	42,044.00
India	Telecommunications Consultants Ind	Telecommunication Equipment	2,564,144.00
India	Telecommunications Consultants Ind	Telecommunication Equipment	2,327,580.00
India	Telecommunications Consultants Ind	Telecommunication Equipment	951,732.00
India	Telecommunications Consultants Ind	Micro-computers	880,800.00
India	Telecommunications Consultants Ind	Micro-computers	734,000.00
India	Telecommunications Consultants Ind	Instruments For Measuring Temperatu	665,109.00
India	Telecommunications Consultants Ind	Telecommunication Equipment	642,462.00
India	Telecommunications Consultants Ind	Micro-computers	622,432.00
India	Telecommunications Consultants Ind	Micro-computers	609,220.00
India	Telecommunications Consultants Ind	Telecommunication Equipment	549,937.00
India	Telecommunications Consultants Ind	Telecommunication Equipment	458,605.00
India	Telecommunications Consultants Ind	Telecommunication Equipment, Other	451,986.00
India	Telecommunications Consultants Ind	Telecommunication Equipment	418,455.00
India	Telecommunications Consultants Ind	Measuring Or Checking Instruments A	323,778.00
India	Telecommunications Consultants Ind	Printing And Plotting Devices For E	316,924.00
India	Telecommunications Consultants Ind	Micro-computers	249,560.00
India	Telecommunications Consultants Ind	Telecommunication Equipment	160,000.00
India	Telecommunications Consultants Ind	Telecommunication Equipment	150,000.00

**Major Equipment ordered by Agency during 2001**  
(Orders of USD 30,000 or more)

Agency/Country Procurement	Name of supplier	Description of goods (equipment)	Total Cost (USD)
<b>UN-PD (cont.)</b>			
India	Pcp International Ltd.	Motor Vehicles And Parts And Access	129,600.00
India	Telecommunications Consultants Ind	Telecommunication Equipment	125,000.00
India	Telecommunications Consultants Ind	Printing And Plotting Devices For E	107,604.00
India	Telecommunications Consultants Ind	Printing And Plotting Devices For E	101,697.00
India	Telecommunications Consultants Ind	Micro-computers	95,420.00
India	Telecommunications Consultants Ind	Printing And Plotting Devices For E	91,795.00
India	Telecommunications Consultants Ind	Micro-computers	73,518.00
India	Telecommunications Consultants Ind	Telecommunication Equipment	41,572.00
India	Telecommunications Consultants Ind	Telecommunication Equipment	36,631.00
Ireland	Mmi Group Ltd.	Medals And Badges	47,259.00
Ireland	Munster Carpets Limited	Carpets And Other Textile Floor Cov	35,885.00
Israel	Classica International Ltd.	Telecommunication Equipment	815,279.00
Israel	Odis Filtering Ltd.	Filtering And Purifying Equipment	702,232.00
Israel	Odis Filtering Ltd.	Filtering And Purifying Equipment	354,910.00
Israel	Odis Filtering Ltd.	Filtering And Purifying Equipment	354,910.00
Israel	Odis Filtering Ltd.	Filtering And Purifying Equipment	296,506.00
Israel	Odis Filtering Ltd.	Filtering And Purifying Equipment	291,776.00
Israel	Odis Filtering Ltd.	Filtering And Purifying Equipment	290,006.00
Israel	Classica International Ltd.	Printing And Plotting Devices For E	252,500.00
Israel	Classica International Ltd.	Printing And Plotting Devices For E	118,675.00
Israel	Dar Export	Telecommunication Equipment	97,173.00
Israel	Classica International Ltd.	Processing Units For Edp And Access	55,000.00
Israel	Classica International Ltd.	Printing And Plotting Devices For E	45,450.00
Israel	Classica International Ltd.	Printing And Plotting Devices For E	44,080.00
Israel	Classica International Ltd.	Stoppers, Caps, Lids And Other Meta	40,163.00
Israel	Classica International Ltd.	Stoppers, Caps, Lids And Other Meta	30,894.00
Italy	Co.g.im Spa	Prefabricated Buildings	997,650.00
Italy	Co.g.im Spa	Prefabricated Buildings	886,800.00
Italy	Co.g.im Spa	Prefabricated Buildings	886,800.00
Italy	Co.g.im Spa	Prefabricated Buildings	796,700.00
Italy	Co.g.im Spa	Prefabricated Buildings	748,000.00
Italy	Co.g.im Spa	Prefabricated Buildings	748,000.00
Italy	Co.g.im Spa	Prefabricated Buildings	739,000.00
Italy	Co.g.im Spa	Prefabricated Buildings	665,100.00
Italy	Cogim Spa	Prefabricated Buildings	567,652.00
Italy	Co.g.im Spa	Prefabricated Buildings	523,600.00
Italy	Co.g.im Spa	Prefabricated Buildings	385,840.00
Italy	Co.g.im Spa	Prefabricated Buildings	296,270.00
Italy	Co.g.im Spa	Prefabricated Buildings	254,000.00
Italy	Intertrade International Services	Wood For Joinery And Carpentry, Oth	159,480.00
Italy	Erreci S.r.l.	Furniture, Office, Other Than Chair	156,100.00
Italy	Intertrade International Services	Wood For Joinery And Carpentry, Oth	151,780.00
Italy	Erreci S.r.l.	Furniture	142,284.00
Italy	Intertrade International Services	Wood For Joinery And Carpentry, Oth	134,880.00
Italy	Corimec Italiana Spa	Security And Safety Equipment	107,614.00
Italy	Co.g.im Spa	Prefabricated Buildings	101,600.00
Italy	Erreci S.r.l.	Furniture	88,500.00
Italy	Intertrade International Services	Wood For Joinery And Carpentry, Oth	74,910.00
Italy	Intertrade International Services	Air Conditioning, Cold Chain And Re	69,081.00
Italy	Co.g.im Spa	Prefabricated Buildings	60,960.00
Italy	Intertrade International Services	Wood For Joinery And Carpentry, Oth	54,800.00
Italy	Co.g.im Spa	Prefabricated Buildings	41,600.00
Italy	Co.g.im Spa	Prefabricated Buildings	30,480.00
Japan	Nissan Trading Co., Ltd.	Motor Vehicles And Parts And Access	1,376,239.00
Japan	Toyota Motor Corporation	Motor Vehicles And Parts And Access	939,920.00
Japan	Toyota Motor Corporation	Motor Vehicles And Parts And Access	934,131.00
Japan	Nissan Trading Co., Ltd.	Motor Vehicles And Parts And Access	811,452.00
Japan	Toyota Motor Corporation	Motor Vehicles And Parts And Access	793,843.00
Japan	Toyota Motor Corporation	Motor Vehicles And Parts And Access	730,336.00
Japan	Marubeni Corporation	Prefabricated Buildings	683,897.00
Japan	Nissan Trading Co., Ltd.	Motor Vehicles And Parts And Access	667,480.00
Japan	Toyota Motor Corporation	Motor Vehicles And Parts And Access	440,720.00
Japan	Toyota Motor Corporation	Motor Vehicles And Parts And Access	372,036.00
Japan	Toyota Motor Corporation	Motor Vehicles And Parts And Access	365,168.00
Japan	Toyota Motor Corporation	Motor Vehicles And Parts And Access	177,930.00
Japan	Nissan Trading Co., Ltd.	Motor Vehicles And Parts And Access	164,951.00
Japan	Toyota Motor Corporation	Motor Vehicles And Parts And Access	161,436.00



**Major Equipment ordered by Agency during 2001**  
(Orders of USD 30,000 or more)

Agency/Country Procurement	Name of supplier	Description of goods (equipment)	Total Cost (USD)
<b>UN-PD (cont.)</b>			
Japan	Toyota Motor Corporation	Motor Vehicles And Parts And Access	126,935.00
Japan	Nissan Trading Co., Ltd.	Motor Vehicles And Parts And Access	124,333.00
Japan	Toyota Motor Corporation	Motor Vehicles And Parts And Access	113,328.00
Japan	Toyota Motor Corporation	Motor Vehicles And Parts And Access	109,496.00
Japan	Nissan Trading Co., Ltd.	Motor Vehicles And Parts And Access	107,328.00
Japan	Toyota Motor Corporation	Motor Vehicles And Parts And Access	95,809.00
Japan	Toyota Motor Corporation	Motor Vehicles And Parts And Access	90,311.00
Japan	Nissan Trading Co., Ltd.	Motor Vehicles And Parts And Access	84,911.00
Japan	Toyota Motor Corporation	Motor Vehicles And Parts And Access	80,335.00
Japan	Nissan Trading Co., Ltd.	Motor Vehicles And Parts And Access	76,820.00
Japan	Nissan Trading Co., Ltd.	Motor Vehicles And Parts And Access	70,609.00
Japan	Toyota Motor Corporation	Motor Vehicles And Parts And Access	54,748.00
Japan	Sumitomo Corporation	Motor Vehicles And Parts And Access	46,846.00
Japan	Nissan Trading Co., Ltd.	Motor Vehicles And Parts And Access	40,248.00
Japan	Nissei Trading Co. Ltd.	Medals And Badges	33,000.00
Netherlands	Kpn International, Station 12	Satellite Communication Systems	251,325.00
Netherlands	Santpoort Project Supplies	Articles For Medical Or Surgical Pu	187,184.00
Netherlands	Imres Bv	Articles For Medical Or Surgical Pu	128,599.00
Netherlands	Amca Hydraulic Fluid Power.	Pumps, Other Than Water Pumps; Air	117,366.00
Netherlands	Santpoort Project Supplies	Recording And Reproducing Apparatus	68,151.00
Netherlands	Santpoort Project Supplies	Printing And Plotting Devices For E	43,671.00
Netherlands	The Medical Export Group	Medical, Surgical Or Dental Instrum	41,952.00
Netherlands	Imres Bv	Articles For Medical Or Surgical Pu	40,889.00
Netherlands	Drc - Development And Relief Corp.	Articles For Medical Or Surgical Pu	32,074.00
Netherlands	Impres B.v.	Articles For Medical Or Surgical Pu	30,562.00
Netherlands	Santpoort Project Supplies	Telecommunication Equipment	30,041.00
New Zealand	Exicom Technologies (1996) Ltd.	Telecommunication Equipment	726,332.00
New Zealand	Exicom Technologies (1996) Ltd.	Telecommunication Equipment	232,720.00
New Zealand	Exicom Technologies (1996) Ltd.	Telecommunication Equipment	182,977.00
New Zealand	Exicom Technologies (1996) Ltd.	Telecommunication Equipment	155,147.00
Norway	W Giertsen As	Prefabricated Buildings	479,025.00
Norway	W Giertsen As	Prefabricated Buildings	421,370.00
Norway	Telenor Satellite Services	Telecommunication Equipment	72,260.00
Republic of Korea	Chang Am Corporation	Protection Devices For Edp Equipmen	69,350.00
Republic of Korea	Chang Am Corporation	General Purpose Machinery, Parts An	46,994.00
Republic of Korea	Chang Am Corporation	Protection Devices For Edp Equipmen	41,750.00
Sweden	Ericsson Enterprise Solutions	Telecommunication Equipment	290,200.00
Sweden	Ericsson Enterprise Solutions	Telecommunication Equipment	247,822.00
Sweden	Hagglunds Vehicle Ab	Motor Vehicles And Parts And Access	199,319.00
Sweden	Ericsson Enterprise Solutions	Telecommunication Equipment	176,802.00
Sweden	Biab International Ab	General Purpose Machinery, Parts An	172,976.00
Sweden	Ericsson Enterprise Solutions	Telecommunication Equipment	123,911.00
Sweden	Ericsson Enterprise Solutions	Telecommunication Equipment	114,684.00
Sweden	Ericsson Enterprise Solutions	Telecommunication Equipment	78,792.00
Sweden	Ericsson Enterprise Solutions	Telecommunication Equipment	76,992.00
Sweden	Biab International Ab	Micro-computers	55,318.00
Sweden	Ericsson Enterprise Solutions	Telecommunication Equipment	52,931.00
Sweden	Ericsson Enterprise Solutions	Telecommunication Equipment	52,370.00
Sweden	Biab International Ab	Projectors	48,313.00
Sweden	Biab International Ab	Chemical Products, Other	36,446.00
Sweden	Ericsson Enterprise Solutions	Telecommunication Equipment	34,553.00
Switzerland	Genmark S.a.	Motor Vehicles And Parts And Access	305,536.00
Switzerland	Crypto Ag	Telecommunication Equipment	188,764.00
Switzerland	Genmark S.a.	Motor Vehicles And Parts And Access	175,000.00
Switzerland	Crypto Ag	Telecommunication Equipment	103,515.00
Switzerland	Ssdi Sa	Telecommunication Equipment	89,065.00
Switzerland	Ssdi Sa	Optical Input/Output Units, Such As	84,672.00
Switzerland	Ssdi Sa	Telecommunication Equipment	31,029.00
Turkey	Tecimer Export & Import	Angles, Shapes And Sections, Of Iro	158,550.00
Turkey	Tecimer Export & Import	Angles, Shapes And Sections, Of Iro	52,304.00
Turkey	Tecimer Export & Import	Wood For Joinery And Carpentry, Oth	50,213.00
Turkey	Tecimer Export & Import	Wood For Joinery And Carpentry, Oth	48,270.00
United Kingdom	The Trading Force Limited	Motor Vehicles And Parts And Access	1,394,400.00

**Major Equipment ordered by Agency during 2001  
(Orders of USD 30,000 or more)**

Agency/Country Procurement	Name of supplier	Description of goods (equipment)	Total Cost (USD)
<b>UN-PD (cont.)</b>			
United Kingdom	Barrett Europe Limited	Telecommunication Equipment	751,289.00
United Kingdom	South Midlands Communications Ltd.	Telecommunication Equipment	229,444.00
United Kingdom	Bbc Technology Limited	Radio Broadcast And Television Rece	200,000.00
United Kingdom	Barrett Europe Limited	Telecommunication Equipment	159,905.00
United Kingdom	Barrett Europe Limited	Telecommunication Equipment	158,404.00
United Kingdom	Toyota Gibraltar Stockholdings, Ltd	Motor Vehicles And Parts And Access	145,599.00
United Kingdom	Toyota Gibraltar Stockholdings, Ltd	Motor Vehicles And Parts And Access	131,877.00
United Kingdom	L.teq Limited	Satellite Communication Systems	118,738.00
United Kingdom	Toyota Gibraltar Stockholdings, Ltd	Motor Vehicles And Parts And Access	113,866.00
United Kingdom	Barrett Europe Limited	Telecommunication Equipment	112,477.00
United Kingdom	Toyota Gibraltar Stockholdings, Ltd	Motor Vehicles And Parts And Access	106,579.00
United Kingdom	The Trading Force Limited	Satellite Communication Systems	103,818.00
United Kingdom	The Trading Force Limited	Furniture, Office, Other Than Chair	102,980.00
United Kingdom	Toyota Gibraltar Stockholdings, Ltd	Motor Vehicles And Parts And Access	77,231.00
United Kingdom	Toyota Gibraltar Stockholdings, Ltd	Motor Vehicles And Parts And Access	74,013.00
United Kingdom	I.w.s.s. Ltd.	Books, Brochures, Leaflets And Simi	50,000.00
United Kingdom	The Trading Force Limited	Furniture, Office, Other Than Chair	45,652.00
United Kingdom	Triton Mobile Storage (Uk) Limited	Trailers And Semi-trailers; Contain	37,280.00
United Kingdom	Toyota Gibraltar Stockholdings, Ltd	Motor Vehicles And Parts And Access	36,400.00
USA	Globecomm Systems Inc.	Telecommunication Equipment	8,436,000.00
USA	Emc Corporation	Equipment And Accessories For Conne	2,339,272.00
USA	Globecomm Systems Inc.	Telecommunication Equipment	2,220,000.00
USA	Dmc Stratex Networks Inc.	Telecommunication Equipment	2,005,949.00
USA	Grove Worldwide	Motor Vehicles And Parts And Access	1,678,158.00
USA	Marquardt & Company	Paper Of Paperboard N.e.c., For Pri	1,353,000.00
USA	Dmc Stratex Networks Inc.	Telecommunication Equipment	1,046,880.00
USA	La Cresta Communications, Inc.	Edp Equipment N.e.c.	1,011,080.00
USA	Dell Marketing L.p.	Micro-computers	1,004,360.00
USA	Litton Systems, Inc.	Optical Instruments	935,500.00
USA	Cisco Systems, Inc.	Equipment And Accessories For Conne	759,159.00
USA	Office Depot Inc.	Stationery Articles N.e.c.	700,000.00
USA	Dmc Stratex Networks Inc.	Telecommunication Equipment	659,660.00
USA	Dell Marketing L.p.	Micro-computers	558,900.00
USA	American International Radio, Inc	Telecommunication Equipment, Other	549,107.00
USA	Acrow Corporation Of America	Bridges, Bridge Sections, Towers An	534,268.00
USA	Motorola Inc.	Telecommunication Equipment, Other	512,955.00
USA	All Points Intl. Distributors, Inc.	Buildings, Prefabricated For Office	505,320.00
USA	Dmc Stratex Networks Inc.	Telecommunication Equipment	493,392.00
USA	Dmc Stratex Networks Inc.	Telecommunication Equipment	490,784.00
USA	All Points Intl. Distributors, Inc.	Buildings, Prefabricated For Office	483,720.00
USA	Newpoint Technologies Inc	Satellite Communication Systems	475,718.00
USA	Dmc Stratex Networks Inc.	Telecommunication Equipment	460,692.00
USA	Dmc Stratex Networks Inc.	Telecommunication Equipment	458,343.00
USA	Dell Marketing L.p.	Micro-computers	435,942.00
USA	Arkin-medo Photo	Printing And Bookbinding Equipment	423,856.00
USA	Consolidated Carpet Trade Workroom	Carpets And Other Textile Floor Cov	428,875.00
USA	Gtsi Corp.	Software Application Packages	399,559.00
USA	Acrow Corporation Of America	Bridges, Bridge Sections, Towers An	392,312.00
USA	Acrow Corporation Of America	Bridges, Bridge Sections, Towers An	392,312.00
USA	Csu Industries	Micro-computers	390,150.00
USA	Acrow Corporation Of America	Bridges, Bridge Sections, Towers An	385,231.00
USA	Dell Marketing L.p.	Micro-computers	377,500.00
USA	En Pointe Technologies	Micro-computers	347,625.00
USA	The Ropa Group Corporation	Motor Vehicles And Parts And Access	339,500.00
USA	Maccaferri Gabions Inc.	Stoppers, Caps, Lids And Other Meta	326,256.00
USA	All Points Intl. Distributors, Inc.	.prefabricated Buildings	323,500.00
USA	Globecomm Systems Inc.	Satellite Communication Systems	321,603.00
USA	Petrocelli Electric Company, Inc.	Lighting Equipment	321,425.00
USA	International Fleet Sales Inc	Motor Vehicles And Parts And Access	309,250.00
USA	The Ropa Group Corporation	Motor Vehicles And Parts And Access	305,550.00
USA	Office Depot Inc.	Stationery Articles N.e.c.	300,000.00
USA	Office Depot Inc.	Stationery Articles N.e.c.	300,000.00
USA	Tuthill Energy Systems	Parts N.e.c. For Special Purpose Ma	299,456.00
USA	Dell Marketing L.p.	Micro-computers	298,500.00
USA	Dell Marketing L.p.	Micro-computers	293,600.00
USA	Conserve Electrical Supply Corp.	Lighting Equipment	281,903.00
USA	Globecomm Systems Inc.	Telecommunication Equipment	271,916.00
USA	Micro Connections Inc.	Processing Units For Edp And Access	271,798.00
USA	Emc Corporation	Storage Unit Accessories	270,584.00
USA	En Pointe Technologies	Software Application Packages	252,690.00

**Major Equipment ordered by Agency during 2001  
(Orders of USD 30,000 or more)**

Agency/Country Procurement	Name of supplier	Description of goods (equipment)	Total Cost (USD)
<b>UN-PD (cont.)</b>			
USA	Gtsi Corp.	Processing Units For Edp And Access	244,740.00
USA	Government Technology Service Inc.	Processing Units For Edp And Access	244,740.00
USA	Government Technology Service Inc.	Processing Units For Edp And Access	244,740.00
USA	Grove Worldwide	Motor Vehicles And Parts And Access	243,114.00
USA	Access International Group Inc	Software Application Packages	236,000.00
USA	Office Depot Inc.	Stationery Articles N.e.c.	230,000.00
USA	Ingersol-dresser Pump Company	Pumps, Water	229,950.00
USA	Muller-martini Corporation	Printing And Bookbinding Equipment	229,780.00
USA	Dmc Stratex Networks Inc.	Telecommunication Equipment	225,558.00
USA	University Of Maryland	Training And Demonstrational Models	225,520.00
USA	Frontline Communications Corporati	Telecommunication Equipment	221,100.00
USA	Dell Marketing L.p.	Micro-computers	217,400.00
USA	Modern Mass Media, Inc.	Recording And Reproducing Apparatus	212,500.00
USA	Maccaferri Gabions Inc.	Stoppers, Caps, Lids And Other Meta	207,084.00
USA	La Cresta Communications, Inc.	Processing Units For Edp And Access	202,216.00
USA	Dmc Stratex Networks Inc.	Telecommunication Equipment	196,433.00
USA	Gtsi Corp.	Inter-office Communication Systems	196,000.00
USA	Bayer Corporation	Chemical Or Mineralogical Compositi	195,000.00
USA	Hughes Network Systems	Satellite Communication Systems	185,528.00
USA	Cavalier Office Products Inc.	Software Application Packages	182,918.00
USA	Richard & Ellis Graphics Group	Printing And Bookbinding Equipment	176,731.00
USA	Software Spectrum	Software Application Packages	175,085.00
USA	Graphic Paper New York, Inc.	Paper Of Paperboard N.e.c., For Pri	174,000.00
USA	The Ropa Group Corporation	Motor Vehicles And Parts And Access	171,500.00
USA	Global Energy Concepts	Bridges, Bridge Sections, Towers An	168,533.00
USA	Graphic Paper New York, Inc.	Paper Of Paperboard N.e.c., For Pri	165,750.00
USA	Cognos Corporation	Software, Computer, Including Manua	164,675.00
USA	La Cresta Communications, Inc.	Telecommunication Equipment, Other	162,695.00
USA	Dell Marketing L.p.	Micro-computers	162,080.00
USA	Business Objects	Software, Computer, Including Manua	158,775.00
USA	Graphic Paper New York, Inc.	Paper Of Paperboard N.e.c., For Pri	153,600.00
USA	Government Technology Service Inc.	Components For Telecommunication Eq	153,008.00
USA	Dell Marketing L.p.	Micro-computers	151,410.00
USA	Arenson Office Furnishings, Inc.	Furniture, Office, Other Than Chair	151,058.00
USA	H.a. Metzger Inc.	Printing And Bookbinding Equipment	147,100.00
USA	Globecomm Systems Inc.	Telecommunication Equipment	144,000.00
USA	Dell Marketing L.p.	Micro-computers	141,922.00
USA	Global Communications Solutions, In	Telecommunication Equipment	139,206.00
USA	Dmc Stratex Networks Inc.	Telecommunication Equipment	137,967.00
USA	Graphic Paper New York, Inc.	Paper Of Paperboard N.e.c., For Pri	137,606.00
USA	Gtsi Corp.	Micro-computers	136,537.00
USA	La Cresta Communications, Inc.	Testing Equipment N.e.c.	135,696.00
USA	Dmc Stratex Networks Inc.	Telecommunication Equipment	130,945.00
USA	Hudson Bay Environments	Furniture	130,574.00
USA	Fire Service Inc.	Safety Equipment	130,075.00
USA	Fire Service Inc.	Safety Equipment	130,075.00
USA	L.k. Communications, Inc.	Telecommunication Equipment	128,570.00
USA	The Ropa Group Corporation	Motor Vehicles And Parts And Access	128,100.00
USA	Dell Marketing L.p.	Micro-computers	125,808.00
USA	Herman Miller Inc.	Seats And Chairs	125,720.00
USA	Dell Marketing L.p.	Micro-computers	124,200.00
USA	Herman Miller Inc.	Seats And Chairs	123,310.00
USA	H.a. Metzger Inc.	Printing And Bookbinding Equipment	122,042.00
USA	Dmc Stratex Networks Inc.	Telecommunication Equipment	120,206.00
USA	H.a. Metzger Inc.	Printing And Bookbinding Equipment	117,280.00
USA	Motorola Inc.	Telecommunication Equipment, Other	116,552.00
USA	Hudson Bay Environments	Seats And Chairs	114,695.00
USA	Ihc Services Inc.	Motor Vehicles And Parts And Access	111,276.00
USA	Ihc Services Inc.	Motor Vehicles And Parts And Access	111,276.00
USA	Ihc Services Inc.	Motor Vehicles And Parts And Access	110,750.00
USA	Graphnet Inc	Transmitting And Communicating Equi	109,380.00
USA	Frontline Communications Corporati	Telecommunication Equipment	108,690.00
USA	O.p.g. Industries, Inc.	Edp Equipment N.e.c.	108,050.00
USA	Gtsi Corp.	Software Application Packages	105,724.00
USA	Arenson Office Furnishings, Inc.	Furniture	105,507.00
USA	Distinctive Business Solutions	Software Application Packages	102,495.00
USA	La Cresta Communications, Inc.	Processing Units For Edp And Access	101,108.00
USA	La Cresta Communications, Inc.	Processing Units For Edp And Access	101,108.00
USA	La Cresta Communications, Inc.	Processing Units For Edp And Access	101,108.00
USA	Dell Marketing L.p.	Micro-computers	98,356.00
USA	Aquila Technologies Group Inc.	Hydrographic, Hydrological, Meteoro	98,048.00

**Major Equipment ordered by Agency during 2001  
(Orders of USD 30,000 or more)**

Agency/Country Procurement	Name of supplier	Description of goods (equipment)	Total Cost (USD)
<b>UN-PD (cont.)</b>			
USA	The Ropa Group Corporation	Motor Vehicles And Parts And Access	98,000.00
USA	Intecom Inc.	Telephone Equipment	97,748.00
USA	Ibm Corporation	Software, Computer, Including Manua	95,952.00
USA	Maccaferri Gabions Inc.	Stoppers, Caps, Lids And Other Meta	95,664.00
USA	Globecomm Systems Inc.	Radio And Television Receivers, Rec	95,186.00
USA	Dmc Stratex Networks Inc.	Telecommunication Equipment	94,620.00
USA	Dmc Stratex Networks Inc.	Telecommunication Equipment	94,620.00
USA	Arenson Office Furnishings, Inc.	Furniture	93,086.00
USA	Dell Marketing L.p.	Micro-computers	88,182.00
USA	Bloomberg Carpet	Carpets And Other Textile Floor Cov	86,640.00
USA	Ibm Corporation	Transmitting And Communicating Equi	85,752.00
USA	Computhink, Inc.	Micro-computers	85,409.00
USA	Graphic Paper New York, Inc.	Paper Of Paperboard N.e.c., For Pri	84,672.00
USA	Nh&A	Pc Software, General	82,000.00
USA	Avid Technology, Inc.	Recording And Reproducing Apparatus	80,312.00
USA	Dell Marketing L.p.	Micro-computers	80,240.00
USA	Arenson Office Furnishings, Inc.	Furniture	77,994.00
USA	Pioneer Standard Electronics	Edp Equipment/Machinery, Other, And	76,911.00
USA	Percussion Software	Software Application Packages	76,300.00
USA	The Ropa Group Corporation	Motor Vehicles And Parts And Access	75,200.00
USA	Decan Inc.	Software Application Packages	74,589.00
USA	Ihc Services Inc.	Motor Vehicles And Parts And Access	74,184.00
USA	En Pointe Technologies	Micro-computers	74,160.00
USA	Government Technology Service Inc.	Processing Units For Edp And Access	73,422.00
USA	Dell Marketing L.p.	Micro-computers	73,400.00
USA	Hudson Bay Environments	Furniture	73,370.00
USA	Arenson Office Furnishings, Inc.	Furniture	73,040.00
USA	Sse Technologies	Micro-computers	70,057.00
USA	Dell Marketing L.p.	Micro-computers	69,552.00
USA	Dell Marketing L.p.	Micro-computers	69,280.00
USA	Ihc Services Inc.	Motor Vehicles And Parts And Access	69,000.00
USA	Computhink, Inc.	Micro-computers	68,211.00
USA	En Pointe Technologies	Micro-computers	67,980.00
USA	The Ropa Group Corporation	Motor Vehicles And Parts And Access	67,900.00
USA	Marquardt & Company	Paper Of Paperboard N.e.c., For Pri	67,798.00
USA	Ihc Services Inc.	Motor Vehicles And Parts And Access	66,450.00
USA	Hudson Bay Environments	Furniture	66,399.00
USA	John S. Swift Co. Of Nj, Inc.	Books, Brochures And Leaflets, Prin	66,156.00
USA	Dell Marketing L.p.	Micro-computers	64,120.00
USA	Cavalier Office Products Inc.	Audio Visual Equipment, Parts And A	63,560.00
USA	Percussion Software	Software Application Packages	63,550.00
USA	Modern Mass Media, Inc.	Projectors	63,432.00
USA	Grove Worldwide	Motor Vehicles And Parts And Access	63,280.00
USA	Ikegami Electronics (U.s.a.),	Radio Broadcast And Television Rece	62,605.00
USA	Dell Marketing L.p.	Micro-computers	62,500.00
USA	Dell Marketing L.p.	Micro-computers	62,500.00
USA	Soft-ex	Telecommunication Equipment	62,236.00
USA	Arenson Office Furnishings, Inc.	Furniture, Office, Other Than Chair	62,229.00
USA	The Ropa Group Corporation	Motor Vehicles And Parts And Access	61,250.00
USA	Motorola Inc.	Telecommunication Equipment, Other	61,219.00
USA	John S. Swift Co. Of Nj, Inc.	Books, Brochures And Leaflets, Prin	58,411.00
USA	Cdw Government, Inc.	Micro-computers	57,194.00
USA	Towne Cadillac Isuzu	Motor Vehicles, Goods Transport	57,112.00
USA	Hewlett-packard Company	Micro-computers	56,612.00
USA	Total Media Inc.	Tapes And Other Unrecorded Media Fo	55,758.00
USA	Globecomm Systems Inc.	Microphones, Loudspeakers, Headphon	55,470.00
USA	Dell Marketing L.p.	Micro-computers	55,340.00
USA	Dell Marketing L.p.	Micro-computers	55,000.00
USA	Nrs Communications, Inc.	Telecommunication Equipment, Other	54,686.00
USA	Graphic Paper New York, Inc.	Paper Of Paperboard N.e.c., For Pri	54,560.00
USA	Avantgo Inc.	Micro-computers	53,475.00
USA	X-ray Imaging, Inc.	Security Equipment And Supplies N.e	53,400.00
USA	Dell Marketing L.p.	Micro-computers	53,139.00
USA	Vsi	Software Application Packages	53,070.00
USA	Dell Marketing L.p.	Micro-computers	52,848.00
USA	Apcom Computers	Micro-computers	52,600.00
USA	Dell Marketing L.p.	Micro-computers	51,975.00
USA	Moredirect.com, Inc.	Micro-computers	51,611.00
USA	Computhink, Inc.	Micro-computers	51,158.00
USA	Netg, Inc.	Software, Computer, Including Manua	50,490.00
USA	Samuel Meisel & Co., Inc.	Liquor	50,100.00

**Major Equipment ordered by Agency during 2001**  
(Orders of USD 30,000 or more)

Agency/Country Procurement	Name of supplier	Description of goods (equipment)	Total Cost (USD)
<b>UN-PD (cont.)</b>			
USA	Intecom Inc.	Telephone Equipment	50,000.00
USA	Globe Mail Agency, Inc.	Containers, Paper And Paperboard	50,000.00
USA	Oce-office Systems Inc	Office And Accounting Machinery, Pa	49,776.00
USA	Oce-usa, Inc.	Office And Accounting Machinery, Pa	49,776.00
USA	Environmental Systems Research Ins	Micro-computers	49,420.00
USA	The Ropa Group Corporation	Motor Vehicles And Parts And Access	49,000.00
USA	Apcom Computers	Processing Units For Edp And Access	47,675.00
USA	Cavalier Office Products Inc.	Printing And Plotting Devices For E	46,576.00
USA	En Pointe Technologies	Edp Equipment/Machinery, Other, And	46,350.00
USA	Computer Connection Of Pine Street	Printing And Plotting Devices For E	46,284.00
USA	Dell Marketing L.p.	Micro-computers	45,770.00
USA	Computer Connection Of Pine Street	Micro-computers	45,040.00
USA	Consolidated Edison Company	Pc Software, General	45,000.00
USA	The Gunlocke Company	Furniture, Office, Other Than Chair	44,507.00
USA	Business Objects	Software Application Packages	43,996.00
USA	Dell Marketing L.p.	Micro-computers	43,750.00
USA	Dell Marketing L.p.	Micro-computers	43,044.00
USA	Globecomm Systems Inc.	Telecommunication Equipment	42,334.00
USA	Combyte Usa	Equipment And Accessories For Conne	41,739.00
USA	Phoenix Building Restorer, Inc	Safety Equipment	41,600.00
USA	Major Chevrolet, Inc.	Motor Vehicles, Goods Transport	41,397.00
USA	Hudson Bay Environments	Furniture, Office, Other Than Chair	41,283.00
USA	Dell Marketing L.p.	Micro-computers	41,104.00
USA	Notable Solutions Inc (Nsi)	Software Application Packages	41,088.00
USA	Hodkinson Associates, Inc.	Furniture, Office, Other Than Chair	40,711.00
USA	Dell Computer Corporation	Micro-computers	40,602.00
USA	Hudson Bay Environments	Furniture, Other, N.e.c.	40,433.00
USA	Herman Miller Inc.	Seats And Chairs	39,922.00
USA	Nrs Communications, Inc.	Telecommunication Equipment	39,750.00
USA	Hodkinson Associates, Inc.	Furniture, Office, Other Than Chair	39,476.00
USA	Globecomm Systems Inc.	Telecommunication Equipment	39,390.00
USA	Davis And Warshow	Water Pipe Fittings And Accessories	39,378.00
USA	Ambrose International	Liquor	39,210.00
USA	Intranet Solutions Inc.	Software Application Packages	39,000.00
USA	Intecom Inc.	Expansion Cards & Other Add-on Hard	38,595.00
USA	Firematic Supply Co. Inc.	Security Equipment And Supplies N.e	38,560.00
USA	Techni-tool, Inc.	Measuring Or Checking Instruments A	38,480.00
USA	The Gunlocke Company	Furniture, Office, Other Than Chair	37,570.00
USA	Traditional Casket Corp.	Mortuary Supplies	37,200.00
USA	Davis And Warshow	Pipes And Other Accessories, For Us	37,133.00
USA	Dell Marketing L.p.	Micro-computers	36,700.00
USA	Notable Solutions Inc (Nsi)	Software Application Packages	36,126.00
USA	Pc Net, Inc.	Micro-computers	36,000.00
USA	Space Imaging Eosat	Maps And Charts	35,200.00
USA	Software House International, Inc.	Software, Computer, Including Manua	35,000.00
USA	Syscom Inc.	Software, Computer, Including Manua	34,900.00
USA	Key Material Handling Equipment Co.	Pulley Tackle And Hoists, Winches A	34,230.00
USA	The Gunlocke Company	Furniture, Office, Other Than Chair	34,196.00
USA	The Ropa Group Corporation	Motor Vehicles And Parts And Access	33,950.00
USA	Bottomline Technologies, Inc.	Software, Computer, Including Manua	33,914.00
USA	Excel Media Systems	Recording And Reproducing Apparatus	33,820.00
USA	Paper Mart Inc.	Paper Of Paperboard N.e.c., For Pri	33,345.00
USA	Powerware Corp C/O Mccartland Bros	Protection Devices For Edp Equipmen	33,190.00
USA	Graphic Paper New York, Inc.	Paper Of Paperboard N.e.c., For Pri	33,060.00
USA	Consolidated Carpet Trade Workroom	Carpets And Textile Floor Coverings	32,841.00
USA	Pa Consulting Group	Computer Systems, Special Purpose O	32,222.00
USA	Moredirect.com, Inc.	Micro-computers	31,340.00
USA	En Pointe Technologies	Micro-computers	30,900.00
USA	Herman Miller Inc.	Seats And Chairs	30,824.00
USA	A.f. Associates, Inc.	Recording And Reproducing Apparatus	30,350.00
USA	The Gunlocke Company	Furniture	30,222.00
USA	Intecom Inc.	Safety Clothing And Headgear; Other	30,116.00
USA	Combyte Usa	Equipment And Accessories For Conne	30,061.00
USA	Center Industrial Electronics, Inc.	Audio And Video Accessories	30,000.00
USA	Aventist Pasteur	Articles For Medical Or Surgical Pu	30,000.00
USA	Eastman Kodak Company	Photographic Supplies	30,000.00
USA	Csu Industries	Education Equipment Computer	30,000.00
<b>UNOPS</b>			
Argentina	Exo S.a.	Estaciones De Trabajo Tipo Desktop O Minitower Marca	50,361.00
Argentina	Siemens Itron Business Services	Licencias De Uso Del Software Remedy Help Desk Y	538,315.96

**Major Equipment ordered by Agency during 2001**  
(Orders of USD 30,000 or more)

Agency/Country Procurement	Name of supplier	Description of goods (equipment)	Total Cost (USD)
<b>UNOPS (cont.)</b>			
Argentina	Exo S.a.	Computadoras De Escritorio Marca Exo	73,364.00
Argentina	Ibm Argentina S.a	Servidores Tipo "A" Marca Ibm Xseries 230 Procesador	70,770.00
Argentina	G & B Srl	Tarjetas Para Red Wireless Pci Marca Lucent Modelo	46,360.00
Argentina	Febicom S.a.	Computadoras De Escritorio Estandard Potencia Intel	36,600.00
Argentina	Hewlett-packard Argentina	Estaciones De Trabajo De Desarrollo Hp V1400	36,527.92
Australia	Almos Systems Pty Ltd	Sistema Automatico De Observaciones Meteorologicas,	194,896.00
Australia	Geo Mapping Technologies	Arcinfo V.8.0.2 (Item 49)	105,853.00
Australia	Minelab Electronics Pty Ltd	Mine Detector With 4 Battery, F1a4	72,291.90
Australia	Boucher And Muir	Oral Rehydration Salts Powder Sachet For 1 Litre Pack 100	34,382.25
Austria	Siemens Osterreich Geschäftsfeld Ev	Transformers Substation Mitrovica Ii As Per Attached	2,035,829.86
Austria	F.j. Elsner And Co. Gesellschaft M.	Sitc: 673 - Steel Reinforcing Bars, As Per Attached	1,462,200.00
Austria	Siemens Osterreich Geschäftsfeld Ev	Additional Equipment As Per Your Attached Offer	131,962.47
Belgium	Bia S.a.	Sitc:523 - Grader Gd705a-4	948,088.17
Belgium	Manuchar N.v.	Sitc:674 - Galvanized Steel Sheets: 0.30 X 914 Mm	911,800.00
Belgium	Manuchar N.v.	Sitc: 598 - Caustic Soda In Flakes	316,700.00
Belgium	Manuchar N.v.	Sitc:999 - Freight And Associated Charges Cpt Bamako For	290,336.00
Belgium	Manuchar N.v.	Sitc: 999 - Freight And Associated Charges Cpt Bamako	289,992.00
Belgium	Marubeni Auto And Construction Mach	Sitc:782 - Ford Ranger, 4 Wd Double Cabin Diesel, Pick-up	262,580.00
Belgium	Nialco S.a.	Sitc: 999 - Freight Charges And Associated Costs For Item 1	147,621.20
Belgium	Resinex Africa	Sitc:583 - Dow Voranate T-80 Toluene Di-isocyanate (Tdi).	141,303.24
Belgium	Manuchar N.v.	Sitc:674 - Cold Rolled Steel Sheets 2000 Mm X 1000 Mm X 0.8	136,528.00
Belgium	Manuchar N.v.	Sitc: 999 - Freight And Associated Charges For Items 1 To 5	136,480.00
Belgium	Marubeni Auto And Construction Mach	Sitc:782 - Ford Ranger, 4 Wd Double Cabin Diesel,	124,380.00
Belgium	Excotramed Sprl	Novacor/Duolter Holter System, Complete With Pc, Printer,	102,063.36
Belgium	Manuchar N.v.	Sitc: 999 - Freight Charges And Associated Costs For	93,571.91
Belgium	Manuchar N.v.	Sitc: 673 - Same As Item 1, Dimensions 3"1/2 X 3/8"	50,311.00
Belgium	Ibis-pharma S.a.	Maquet Orthostar Ii, Orthopedic Operating Table, Complete	43,250.24
Belgium	Manuchar N.v.	Sitc: 999 - Freight And Associated Charges Cpt Bamako	40,936.00
Belgium	Manuchar N.v.	Sitc: 999 - Freight And Associated Charges Cpt Bamako	40,936.00
Belgium	Manuchar N.v.	Sitc: 999 - Freight And Associated Charges Cpt Bamako	40,936.00
Belgium	Manuchar N.v.	Sitc: 999 - Freight And Associated Charges Cpt Bamako	40,936.00
Belgium	Manuchar N.v.	Sitc: 999 - Freight And Associated Charges, Cpt Kayes	40,832.00
Belgium	Parts Trading Company Nv	Water Pump Kit; Turbo Kit; Cylinder Kit; Seals; Bolt; Nut; F	40,137.27
Belgium	Manuchar N.v.	Sitc: 673 - Steel Angles, 40 X 40 X 4mm	38,872.00
Belgium	Mavane N.v.	Sitc: 641 - Paper Chamex Multifonction, 80gr, Size A4, White	30,730.00
Brazil	Amsted-maxion Fund.equip.ferrov.s/A	Sitc: 791 - Railway Wheels, Single Block, Class C Steel	1,099,670.00
Brazil	Sulpol Ind. Metalurgica Ltda	3-15kg/Min High Pressure Foam Dispenser	411,166.80
Brazil	Sulpol Ind. Metalurgica Ltda	High Pressure Foam Dispenser 3-15/Min	288,205.00
Brazil	Poly-urethane Industria E Comercio	P U Dispenser Model Pumer Green 1000.	242,275.00
Brazil	Transtecnica Ind Com Rep Ltda	Low Pressure Foam Dispenser 6-30 Kg/Min	122,594.50
Brazil	Sulpol Ind. Metalurgica Ltda	1-6kg/Min High Pressure Foam Dispenser (As Per Offer No. 116	115,761.76
Brazil	Sulpol Ind. Metalurgica Ltda	Low Pressure Foam Dispenser 3-15 Kg/Min	105,081.00
Brazil	Poly-urethane Industria E Comercio	Pumer Green 2000 With 60 M Heated Hose	88,382.00
Brazil	Fibermaq Equipamentos Ltda	Low Pressure Pu Dispenser 7l/Min	69,175.00
Brazil	Isoflex Industria E Comercio De Maq	High Pressure Polyurethane Dosing Metering Machine	62,345.00
Brazil	Poly-urethane Industria E Comercio	High Pressure Pu Dispenser, Model Pumer Green	61,800.00
Brazil	Fibermaq Equipamentos Ltda	Low Pressure Foam Dispenser 15kg/Min	52,044.00
Brazil	Fibermaq Equipamentos Ltda	Low Pressure Pu Dispenser, 15 L/Min; 60 L/Min; 100 L/Min.	49,150.00
Brazil	Sulpol Ind. Metalurgica Ltda	300 Kg Blender For Rigid Foam Systems	32,887.80
Brazil	Sulpol Ind. Metalurgica Ltda	High Pressure Portable Dispenser Equipment	30,861.44
Bulgaria	Kremikovtzi Trade Ltd	Sitc: 672 - Steel Sheet, Cold Rolled, Grade 24	1,343,137.00
Burkina Faso	Bull Burkina Sa	Cisco 3640-rps, 4 Slots As Specified In Your Offer	201,643.00
Cambodia	Les Cimenteries Du Cameroun	Sitc: 661 - Cement Cpj 35, As Per Nf P15-301 For Hamsil &	529,219.71
Cameroon	Saga Cameroun	Sitc: 999 - Freight For 1353 Tm Of Cpj 35 Cement For Hamsil	638,456.89
Canada	Med-eng Systems Inc	Ldh Med Helmet With Long Visor And Carry Bag	344,380.00
Canada	Code Incorporated	Indelible Ink In Wide Mouth Bottles With Sponge Insert:	50,583.77
China	China First Automobile Group Import	Faw Jie Fang Model Ca1091k2 4x2 5ton Diesel Truck And Spare	63,263.40
China	Yantai Wanhua Polyurethane Co. Ltd	Mdi (Isocyanate)	42,000.00
Congo, P. Rep.	Guangzhou Electric Appara	To Create Mod For 97-93-70022 Under Int/92/G61	31,500.00

**Major Equipment ordered by Agency during 2001  
(Orders of USD 30,000 or more)**

Agency/Country Procurement	Name of supplier	Description of goods (equipment)	Total Cost (USD)
<b>UNOPS (cont.)</b>			
Costa Rica	Bridgestone Firestone De Costa Rica	Sitc: 625 - Tyres - R11 22.5 16m 114z TI (Item 55)	72,653.36
Cote D'ivoire	Sotaci	Sitc: 673 - Wire Rod, Diameter 10mm	136,515.00
Cote D'ivoire	Sotaci	Sitc: 673 - Reinforcing Bar, Steel, Diam.8 Mm X 12 M,	118,712.00
Cote D'ivoire	Societe Des Ciments D'abidjan	Sitc: 661 - Portland Composite Cement, Cpj 45,	86,041.71
Cote D'ivoire	Societe Des Ciments D'abidjan	Sitc: 661 - Portland Composite Cement, Cpj 45,	86,041.71
Cote D'ivoire	Societe Des Ciments D'abidjan	Sitc: 661 - Portland Composite Cement, Cpj 45,	86,041.71
Cote D'ivoire	Societe Des Ciments D'abidjan	Sitc: 661 - Portland Composite Cement, Cpj 45,	86,041.71
Cote D'ivoire	Sotaci	Sitc 674 - Steel Sheets For Making Shutters, 7/10mm	70,749.00
Cote D'ivoire	Sotaci	Sitc: 673 - Mild Steel Drawn Wire For Gebo	69,750.00
Cote D'ivoire	B.r.m.	Fourniture Des Meubles De Bureau Comme Suit :	58,611.24
Cote D'ivoire	Access Technologie Informatique (A.	Pc Compaq Deskpro Exs, Pentium Iii, 733 Mhz, 10 Go Hd, 64 Mc	50,861.31
Cote D'ivoire	Societe Des Ciments D'abidjan	Sitc: 661 - Portland Composite Cement, Cpj 45,	43,020.86
Cote D'ivoire	Societe Des Ciments D'abidjan	Sitc: 661 - Portland Composite Cement, Cpj 45,	43,020.86
Cote D'ivoire	Societe Des Ciments D'abidjan	Sitc: 661 - Portland Composite Cement, Cpj 45,	43,020.86
Cote D'ivoire	Societe Des Ciments D'abidjan	Sitc: 661 - Portland Composite Cement, Cpj 45,	43,020.86
Croatia	Ramic-trade D.o.o.	Aluminum Conductor Steel Reinforced (Acsr) 50/8 Mm2, Acc	220,555.43
Croatia	Ramic-trade D.o.o.	10.04 Kv Distribution Transformers 250 Kva	172,316.00
Czech Republic	Ekotez Spol. S.r.o. Ltd	Portable Recovery Machine For Cfc-12including One Dot 30 Lbs	2,092,348.95
Denmark	Danimex Communications Ltd.	Hf Base Station; Hf Mobile Radio, Vhf Base Station Radio, Vhs	618,826.00
Denmark	Unicef Copenhagen	First Aid Kits As Per Customer Ref: Irq/01/Unops/Fa Kits	298,538.40
Denmark	Netcom It Aps	Ibm A40p Desktop Pc Model 6579, 866/128mb/30gb, Complete A	275,955.30
Denmark	Carl Bro As	District Heating Equipment	227,920.00
Denmark	Kjaer And Kjaer Worldwide A/S	Sitc: 782 - For Ofca (Ref. Item 2 Of Our Itb)	204,939.73
Denmark	Kjaer And Kjaer Worldwide A/S	Sitc:782 - Nissan Pick-ups, Double Cab 4wd, 3153 Cc, Diesel,	181,087.80
Denmark	Johs.gram-hanssen Product Ltd.	Sitc: 674 - Pre-painted Steel Sheet, 0.61 Mm	180,814.50
Denmark	Kjaer And Kjaer Worldwide A/S	Sitc: 782 - Nissan Pick-up Single Cab, 4wd, Model	173,412.23
Denmark	A/S Albatros International Clothing	Protective Clothing	173,061.75
Denmark	Agrometer A/S	Submersible Water Pumping System	160,983.00
Denmark	Danoffice Trading	Hp Lj 8550n Color Network Printer (Item 24)	147,401.40
Denmark	Facom Norden A/S	Mechanical Tool Kit For The Maintenance Of Diesel Engine	140,527.74
Denmark	Agrometer A/S	Electric Water Pump, Ebara Pump Type C5/14, Motor Type Oym	133,056.97
Denmark	Mg Service A/S	Alternators, Single Current, One Ac Output,	126,678.27
Denmark	Kjaer And Kjaer Worldwide A/S	Sitc: 782 - Nissan Pick-up, Single Cab 4wd	86,673.67
Denmark	Netcom It Aps	A40p Desktop Pc Model 6269, 733/128mb/10gb Complete As Pe	83,070.40
Denmark	Eurocare International Ltd	Portable Water Kit Test And Chemicals, Dr 890 (48470-00),	67,694.59
Denmark	Impex Agency	Racks Of Shelves For Books, Item 21 In Your Bid	65,455.08
Denmark	Mg Service A/S	Battery Charger, Brand Mastervolt, Model No. 12/40-3.	63,968.29
Denmark	Scandinavian Export Group	Chairs For Secondary School, Item 4 In Your Bid	62,616.13
Denmark	Netcom It Aps	Server: Compaq Proliant Ml 530 Intel Pentium 6/933 Xeon	60,111.52
Denmark	Kjaer And Kjaer Worldwide A/S	Sitc: 782 - Nissan Pick-up, Double Cab 4wd	54,224.97
Denmark	Grundfos A/S	Sitc: 742 - 6" Submersible Motor With Autotransformer	41,203.74
Denmark	Mahe Freight As	Freight Forwarding	35,633.00
Denmark	Kjaer And Kjaer Worldwide A/S	Sitc: Nissan Pick-up, Double Cab 4wd	35,499.95
Denmark	Kjaer And Kjaer Worldwide A/S	Sitc: Nissan Pick-up Single Cab 4wd	34,669.47
Denmark	A'gramkow A/S	Saratronic-evacuation And Charging Station For All Common Re	33,700.00
Denmark	Danoffice Trading	Ms Office 2000 Professional (Item 54)	32,279.90
Denmark	Missionpharma International Project	Amoxycillin Tab 250mg Pack 1000	32,200.55
Denmark	Agrometer A/S	Polyethylene Pipe - 31,000 Meters	32,056.36
Dominican Republic	Britney Inversionista S.a.	Sitc: 598 - Soda Ash Light	1,592,550.00
Dominican Republic	Britney Inversionista S.a.	Sitc: 533 - Pigments & Varnishes As Per Annex I.	932,332.20
Dominican Republic	Britney Inversionista S.a.	Sitc: 741 - Assembled Refrigeration Condenser Units Of	454,017.37
Egypt	Egyptian Aluminium Products Company	Sitc: 684 - Aluminium Profiles For Single/Double Casement	128,960.95
Egypt	Egyptian Aluminium Products Company	Sitc: 684 - Aluminium Profiles For 640 Single Casement	54,360.35
Egypt	Egyptian Aluminium Products Company	Sitc: 684 - Aluminium Profiles For 540 Single Casement	46,550.00
Ethiopia	Gcs-ncr Ethiopia	Compaq Deskpro Ex Series	69,903.90
Finland	Pirelli Cables And Systems Oy	Sitc: 772 - Desnudos. Conductores De Aleacion De Aluminio	710,997.07
France	Renault Vehicules Industriels	Sict: 783 - For Alize (Ref. Item 9 Of Our Itb)	1,525,330.50
France	Nexans France	Sitc: 682 - Annealed Solid Copper Wire, Approximately 264 Mt	1,014,196.77
France	Renault Vehicules Industriels	Sitc: 782 - Dump Truck, Kerax 350.34, 6x4, Hd Z123	652,247.31
France	Snetor Chimie	Sitc:583 - Pvc Resin - Polifin Pvc S6721	574,000.00
France	Tcval	Sitc: 678 - Carbon Steel Water Pipes As Per Nf Standard,	274,248.44
France	Alm International	Sitc: 999 - Freight And Associated Costs For Delivery Of	226,756.63

**Major Equipment ordered by Agency during 2001  
(Orders of USD 30,000 or more)**

Agency/Country Procurement	Name of supplier	Description of goods (equipment)	Total Cost (USD)
<b>UNOPS (cont.)</b>			
France	J.a.delmas Export S.a.	Sitc: 723 - Wheel Loader, Caterpillar 962g, Complete With	173,567.00
France	Florida Purchasing Agency	Welch Allyn Barcode Scanner	146,041.31
France	Alm International	Sitc: 512 - Dow Voralux HI 109, Polyol Copolymer. 134.4 Mt	146,006.68
France	Snetor Chimie	Sitc: 516 - Sasol 2448tc Polypropylene Copolymer Resin,	136,850.00
France	Thales Identification	Teslin Sheets, A-4 Format, Pre-printed With Unmik Logo, Inco	125,307.22
France	S.c. Toutelectric	Sitc: 771 - Transformers, Cabine Type (Lot 2 Of	81,162.44
France	Emeraude Chimie International	Sitc: 512 - Polyol Alcupol P-4310 In 220 Kg Drums	74,616.91
France	Getma International	Sitc: 999 - Freight And Associated Costs For Cpt Delivery Of	61,463.40
France	Getma International	Sitc: 999 - Freight And Associated Costs For Cpt Delivery Of	61,463.40
France	Schneider Electric Industries Sa	Sitc: 772 - Protection Equipment (Lot4 Of Our Invitation To	56,310.11
France	Geka Telecom	Sitc:764 - Extra Accessories For Pabx System Including:	51,242.30
France	Bull Sa	Ups And Stabilizer (Apc Back Ups Pro - 500 Va)	48,519.35
France	Emeraude Chimie International	Sitc: 512 - Polyol Alcupol P-4310 In 220 Kg Drums	37,308.45
France	Getma International	Sitc: 999 - Freight And Associated Costs For Cpt Delivery Of	30,731.70
France	Getma International	Sitc: 999 - Freight And Associated Costs For Cpt Delivery Of	30,731.70
France	Getma International	Sitc: 999 - Freight And Associated Costs For Cpt Delivery Of	30,731.70
France	Getma International	Sitc: 999 - Freight And Associated Costs For Cpt Delivery Of	30,731.70
Germany	Man Nutzfahrzeuge Ag	Sitc:783 - Man Turbo-charged Diesel Tractor, Model 33.373	428,196.63
Germany	Sm Export(stahl Und Mashinen-export	Sitc:674 - Steel Billets, 100 X 100 Mm X 6 Meters, Gost 5sp,	249,600.00
Germany	Elastogran Gmbh	Elastogran High Pressure Machine Type	178,119.00
Germany	Krauss-maffei	High Pressure, Variable Ratio Polyurethane Foam Dispensers,	172,080.48
Germany	Hennecke Gmbh	High Pressure, Variable Ratio Polyurethane Foam	170,900.00
Germany	Assem Audi Handelsgesellschaft Mbh	Self Contained Open Circuit Compressed Air-breathing Apparat	154,238.00
Germany	Krauss-maffei	High Pressure Variable Ratio Polyurethane	150,480.86
Germany	Pumpenboese Gmbh And Co.kg,Abt.sbf-	Sbf Katur Riser Pipe System Complee W/Rods, Lenght 3m	136,458.46
Germany	Kyocera Fineceramics Gmbh	Sitc: 718 Kyocera Photovoltaic Module Kc50	131,884.84
Germany	Elastogran Gmbh	High Pressure Pu Foam Dispenser Puomat 30 Iq With Spare	110,000.00
Germany	Ccc Machinery Gmbh	Sitc:634 - Pine Beams (Item 6 Of Our Itb), As Specified	107,917.39
Germany	Paul Holl Gmbh	Siemens Sonoline Omnia Colour Ultrasound System, Complete	101,241.67
Germany	Elastogran Gmbh	Elastogran High Pressure Machine Type Puomat 80 Qs As Per C	94,528.95
Germany	Elastogran Gmbh	Elastogran High Pressure Machine	82,700.00
Germany	Carl Zeiss - Werk Gottingen	Axiostar Microscope, As Per Your Ref.:	80,093.03
Germany	Elastogran Gmbh	Elastogran High Pressure Machine Type Puomat 32 Sp As Per	75,963.68
Germany	Krauss-maffei	High Pressure Foam Machines Rim-star Ecoii 40/16s Including	75,000.00
Germany	Elastogran Gmbh	Elastogran High Pressure Machine Type	71,619.00
Germany	Krauss-maffei	High Pressure Variable Ratio Polyurethane	71,540.74
Germany	Elastogran Gmbh	Elastogran High Pressure Machine Type Puomat 32 Sp	70,000.00
Germany	Krauss-maffei	High Pressure, Variable Ratio Polyurethane	66,771.36
Germany	Krauss-maffei	High Pressure, Variable Ratio Polyurethane	66,771.36
Germany	Krauss-maffei	High Pressure Variable Ratio Polyurethane Foam	66,771.36
Germany	Krauss-maffei	High Pressure Variable Ratio Polyurethane	66,771.36
Germany	Krauss-maffei	High Pressure, Variable Ratio Polyurethane Foam	66,771.35
Germany	Krauss-maffei	High Pressure Variable Ratio Polyurethane	66,771.34
Germany	Krauss-maffei	High Pressure Variable Rtio Polyurethane	66,771.34
Germany	Krauss-maffei	High Pressure, Variable Ratio Polyurethane	66,771.34
Germany	Elastogran Gmbh	Elastogran High Pressure Machine	64,332.00
Germany	Elastogran Gmbh	High Pressure, Variable Ratio Polyurethane Foam	63,905.00
Germany	Elastogran Gmbh	High Pressure Dispenser Puomat 8 Sp	61,822.00
Germany	Man Nutzfahrzeuge Ag	Sitc:783 - Man Turbo-charged Diesel Tractor, Model 33.373	60,956.68
Germany	Elastogran Gmbh	High Pressure, Variable Ratio Polyurethane Foam	60,239.00
Germany	Krauss-maffei	High Pressure Variable Ratio Polyurethane Foam	60,239.00
Germany	Krauss-maffei	High Pressure Variable Ratio Polyurethane Foam	60,239.00
Germany	Elastogran Gmbh	High Pressure Machine Tupe Puomat16 Sp	60,000.00
Germany	Krauss-maffei	High Pressure, Variable Ratio Polyurethane	59,635.00
Germany	Krauss-maffei	High Pressure Variable Ratio Polyurethane Foam	59,527.56
Germany	Krauss-maffei	High Pressure Variable Ratio Polyurethane	59,527.56
Germany	Krauss-maffei	High Pressure Foam Machine Rim-star Ecoii/40/40s	59,500.00
Germany	Elastogran Gmbh	Elastogran High Pressure Machine Type Puomat 90 Sp	59,342.00
Germany	Krauss-maffei	High Pressure Variable Ratio Polyurethane	59,263.00
Germany	Elastogran Gmbh	High Pressure Machine Pummat 30/15 Q8	55,967.00
Germany	Schoedel Gmbh Wirtschaftsdienste	B Com Desktop Atxpc, Intel Celeron 900mhz, Inter Motherboard	55,688.47
Germany	Elastogran Gmbh	High Pressure, Variable Ratio Polyurethane Foam Dispenser Wi	53,984.00
Germany	Elastogran Gmbh	High Pressure Pu Foam Dispenser.	53,929.00
Germany	Ccc Machinery Gmbh	Sitc: 743 - Air Powered Pipe Cutting System Including	49,685.95
Germany	Leica Microsystems Nussloch Gmbh	Leica Dm Lb Hc Microscope (Item 4.3), 3 Coplete Sets	43,492.87
Germany	Sandberg And Schneidewind	Laboratory Equipment, Miscellaneous	39,553.00
Germany	Solvay Fluor Und Derivate Gmbh	Installation And Start Up Of Storage Tank	39,498.00
Germany	Continental Ag	Sitc: 625 - Continental Radial Tires, On/Off Road, All	33,373.07
Guatemala	Canella S.a.	Computadoras Personales (Pc) Marca Compaq, Modelo Deskpro	79,337.00



**Major Equipment ordered by Agency during 2001  
(Orders of USD 30,000 or more)**

Agency/Country Procurement	Name of supplier	Description of goods (equipment)	Total Cost (USD)
<b>UNOPS (cont.)</b>			
India	National Steel Industries Ltd	Sitc: 999 - Freight And Associated Charges Cpt Bamako	290,021.00
India	Chemest India Pvt Ltd	Television Studio Equipment N.e.c.	213,440.00
India	National Steel Industries Ltd	Sitc: 674 - Galvanised Steel In Coils:	203,320.00
India	National Steel Industries Ltd	Sitc: 999 - Freight And Associated Charges Cpt Bamako	184,322.00
India	National Steel Industries Ltd	Sitc: 674 - Galvanised Steel Sheets:	180,440.00
India	National Steel Industries Ltd	Sitc: 674 - Galvanised Steel, 0.28mm - 120 Gr/M2.	180,168.00
India	Mohan Exports (India) Ltd.	Sitc: 772 - Cadena De Aisladores Compuesta De:	142,419.50
India	National Steel Industries Ltd	Sitc: 674 - Galvanised Steel Sheets:	130,400.00
India	National Steel Industries Ltd	Sitc: 674 - Galvanised Steel Sheets:	111,280.00
India	Indian Aluminium Company Limited	Sitc: 684 - Corrugated Aluminium Sheets For Yamba	105,600.00
India	National Steel Industries Ltd	Sitc: 674 - Galvanised Steel Sheets:	65,000.00
India	Polycraft	Retrofitting Of Spray Foam Dispensers To Enabhe Them	57,915.00
India	Jaya Shree Insulators	Sitc: 772 - Pararrayos Tipo Autovalvula De Oxido Metalico,	49,148.75
India	Eastern Surgical Company	Midwife Kits	47,200.00
India	Expanded Incorporation	Ecopuf Pe 750bf" + "Pufate 4000"	40,635.00
India	Expanded Incorporation	Ecopuf B-1416-r + Pufate 4000	32,895.00
India	The Western India Plywoods Ltd	Sitc:634 - Plywood With Mahogany Veneer On One Side,	31,522.00
India	Chemest India Pvt Ltd	Cotton Wool Absorbent Non-sterile 500 G	30,789.48
Israel	Motorola Communications Israel Ltd	Handheld Radio, Motorola Model Gp340, Including Battery,	85,782.72
Italy	Tec Mac Srl	Automatic Production Unit For Flexible Pu Box Foam	102,210.00
Italy	Afros Spa	Complete Motorized Carrier With One High Pressue	84,600.00
Italy	Esaote S.p.a.	Lot 1 - 94 Line Items Of Medical Equipment As Per Attached	1,600,468.96
Italy	Industrial Marketing Engineers And	Sitc: 722 - Agricultural Tractors & Accessories	715,844.84
Italy	Afros Spa	High Pressure Polyurethane Foam Dispensers,	691,400.00
Italy	Iveco Spa	Sitc: 783 - Iveco Road Tractor, Eurotrakker, Model Mp 720	500,821.86
Italy	Industrial Marketing Engineers And	Sitc: 784 - Componentes Para Tractor Neumatico Muller Ti-28	467,270.42
Italy	Esaote S.p.a.	Lot 3 - 41 Line Items Of Medical Equipment As Per Attached	428,292.84
Italy	Saip Srl	Medium Pressure, Variable Ratio Polyurethane Foam	314,560.00
Italy	Impianti Oms Spa	High Pressure Pu Foam Dispenser 18 Lit/Min Including	294,580.00
Italy	Otto Bock Italia Srl	One Lot Of Furnishing, Equipment, Machinery, And	267,555.51
Italy	Italtrend Srl	Sitc: 873 - Maddalena Water Meters, Suitable Of Water	238,664.35
Italy	Tec Mac Srl	Automatic Production Unit For Flexible P U Boxfoam	203,720.00
Italy	Manuli Film Spa	Sitc: 583 - Metalization Sealable Bopp Film, Thickness 20	199,411.19
Italy	Saip Srl	Lowpressure Variable Ratio Pu Foam Dispenser 60l/Min	194,850.00
Italy	Saip Srl	Blending Unit With Auxiliaries.	180,100.00
Italy	Tec Mac Srl	Production Unit For The Manufacture Of Flexible	163,500.00
Italy	Afros Spa	Cannon A P.u. Foam Dispenser Unit With Chiller	151,711.16
Italy	Tec Mac Srl	Standard Boxes Foaming Machines With Spare Parts And	150,200.00
Italy	Italtrend Srl	Sitc: 873 - Maddalena Water Meters, Suitable For Water	116,230.81
Italy	Firma S.r.l.	Sitc:625 - Tyres - 11 R 22.5 Sr 16-ply Hw Hs41 (Item 65)	113,156.96
Italy	Tec Mac Srl	Automatic Production Unit For Flexible Pu Boxfoam	102,210.00
Italy	Tec Mac Srl	Automatic Production Unit For Flexible Pu Boxfoam	102,210.00
Italy	Galileo Tp Process Equipment	Double-stage Rotary Vane Vacuum Pumps	93,098.14
Italy	Galileo Tp Process Equipment	Felix Charging Unit With Spare Parts	88,204.13
Italy	Impianti Oms Spa	High Pressure Variable Ratio Polyurethane Foam	88,200.00
Italy	Saip Srl	Medium Pressure Pu Foam Dispenser Wih Nominal	86,600.00
Italy	Tec Mac Srl	Production Unit For The Manufacture Of Flexible Pu Box Foam	83,000.00
Italy	Galileo Tp Process Equipment	Automatic Charging Units Suitable For Hfc-134a Refrigerant	82,936.99
Italy	Pedrollo Spa	Sitc:743 - Pumping Equipment And Accessories	82,372.75
Italy	Impianti Oms Spa	Batch Blending System Consisting Of The Following Items:	80,000.00
Italy	Impianti Oms Spa	Box Foam Dispenser As Per Your Offer No. 242/01 Rf/Sr Dated	79,300.00
Italy	Tec Mac Srl	Automatic Production Unit For Flexible Pu Box Foam	78,050.00
Italy	Galileo Tp Process Equipment	Gauges & Accessories For Vacuum Pumps	76,241.76
Italy	Afros Spa	High Pressure, Single Mixing Head, Polyurethane	64,900.00
Italy	Impianti Oms Spa	High Pressure Variabe Ratio Polyurethane Foam	63,900.00
Italy	Galileo Tp Process Equipment	Nominal 18 M3/Hour Capacity Dual-stage	61,197.27
Italy	Afros Spa	Cannon A-system 60 Std, Complete With: Tanks Group,	60,400.00
Italy	Impianti Oms Spa	High Pressure, Variable Ratio Polyurethane Foam	60,239.00
Italy	Impianti Oms Spa	Hight Pressure, Variable Ratio Polyurethane Foam	60,000.00
Italy	Saip Srl	Formulation, Development Support	59,990.00
Italy	Galileo Tp Process Equipment	Vacuum Pumps Vacsound D 18 Eco As Per Quotation	59,141.16
Italy	Afros Spa	High Pressure Variabe Ratio Polyurethane	58,500.00
Italy	Afros Spa	High Pressure Variable Ratio Polyurethane Foam Dispenser Uni	58,500.00
Italy	Impianti Oms Spa	High Pressure Variable Ratio Polyurethane Foam Dispenser Wit	58,500.00
Italy	Impianti Oms Spa	High Pressure Variable Ratio Polyurethane	58,500.00
Italy	Impianti Oms Spa	High Pressure ,variable Ratio Polyurethane	58,500.00
Italy	Impianti Oms Spa	High Pressure Variable Ratio Polyurethane Foam	58,500.00
Italy	Afros Spa	High Pressure Foaming Machine Model Ecomaster	57,500.00

**Major Equipment ordered by Agency during 2001  
(Orders of USD 30,000 or more)**

Agency/Country Procurement	Name of supplier	Description of goods (equipment)	Total Cost (USD)
<b>UNOPS (cont.)</b>			
Italy	Impianti Oms Spa	High Pressure Pu Foam Dispenser.	57,400.00
Italy	Afros Spa	One Cannon A-100, Complete With Tanks Group, Metering Group	56,900.00
Italy	Saip Srl	High Pressure Variable Ratio Polyurethane Foam	55,000.00
Italy	Saip Srl	High Pressure Pu Foam Dispenser 40l /Min	53,984.00
Italy	Afros Spa	100 Kg High Pressure Unit Including Installation	53,100.00
Italy	Tec Mac Srl	Polyurethane Machine For Spraying/Pouring	51,500.00
Italy	Saip Srl	High Pressure Foam Dispenser 0.6 - 3kg/Min,	41,200.00
Italy	Galileo Tp Process Equipment	Refrigerant Charging Unit Habilis E1	38,646.76
Italy	Saip Srl	High Pressure Variable Ratio Polyurethane Foam	38,000.00
Italy	Saip Srl	High Pressure Variable Ratio Polyurethane Foam	38,000.00
Italy	Saip Srl	High Pressure, Variable Ratio Polyurethane Foam	38,000.00
Italy	Afros Spa	Dosing Unit A Coompact 10 Including:	33,100.00
Italy	Coelmo Srl	Sitc: 716 - Generator Sets 22 Kva, Model Vdta1, Mounted On	32,448.83
Italy	Saip Srl	Low Pressure Pu Foam Dispenser Saip Se 60.	31,000.00
Japan	Nhk International Inc	Audio-visual Equipment As Per Your Attached Bid Offer	507,544.71
Japan	Nec Corp	Sony Tv Signal Distribution Equipment, Sony Digital Vtr,	282,546.59
Japan	Nec Corp	Tv Transmitter System Move From Zym To Zeleni	224,229.63
Japan	J. Gerber And Co. (Jpn) Ltd	Nissan Pick Up Double Cab. Lhd, Diesel Engine, Ac, Radio/Cas	223,988.13
Japan	Mitsubishi Corp.	Sitc:625 - One Lot Of Tyres, 35 Line Items	201,521.54
Japan	Toyota Motors Corporation (Japan)	Toyota Hi Lux 4x4 Double Cab Pick Up 2800 Cc Diesel Dlx Grad	191,349.20
Japan	Kowa Tsusho Co, Ltd	Sitc: 625 - Tyres - 11r22.5 16pr Tl M-124	173,131.17
Japan	Isuzu Motors Ltd	Isuzu 4wd, Pick-up, Single Cab. Model Tf-s55h-09 (Rhd), Whit	170,167.25
Japan	Itochu Corporation	Sitc: 723 - Motor Gradergd 661 A-1, With Tandem Rear Drive,	128,971.03
Japan	Nec Corp	Various Master Control Room Equipment As Per Your	102,919.40
Japan	Kowa Tsusho Co, Ltd	Sitc: 625 - Tyres - 11 R24.5 16m124z Tl (Item 59)	92,522.40
Japan	K.arano And Co., Ltd	Sitc: 625 - Bridgestone On/Off Road Truck Tyre,	79,692.00
Japan	K.arano And Co., Ltd	Sitc: 625 - Bridgestone On/Off Road Truck Tyre,	73,845.00
Japan	K.arano And Co., Ltd	Sitc: 625 - Bridgestone On/Off Road Truck Tyre,	73,845.00
Japan	K.arano And Co., Ltd	Sitc: 625 - Bridgestone On/Off Road Truck Tyre,	73,748.00
Japan	K.arano And Co., Ltd	Sitc: 625 - Bridgestone On Road Truck Tyre,	73,395.60
Japan	Nissan Trading Co	Nissan Pick-up Double Cabin	71,071.91
Japan	Plant Maintenance Corporation	Television Programme (Film) "The Jungle Emperor Leo"	62,213.00
Japan	K.arano And Co., Ltd	Sitc: 625 - Bridgestone On/Off Road, Steel Belted Radial	60,990.25
Japan	K.arano And Co., Ltd	Sitc: 625 - Bridgestone On/Off Road Truck Tyre,	60,552.00
Japan	K.arano And Co., Ltd	Sitc: 625 - Bridgestone On/Off Road Truck Tyre,	60,552.00
Japan	K.arano And Co., Ltd	Sitc: 625 - Bridgestone On/Off Road Truck Tyre,	60,552.00
Japan	K.arano And Co., Ltd	Sitc: 625 - Bridgestone On/Off Road Truck Tyre,	60,552.00
Japan	K.arano And Co., Ltd	Sitc: 625 - Bridgestone On/Off Road Truck Tyre,	60,552.00
Japan	K.arano And Co., Ltd	Sitc: 625 - Bridgestone On/Off Road Truck Tyre,	60,552.00
Japan	K.arano And Co., Ltd	Sitc: 625 - Bridgestone On/Off Road Truck Tyre,	60,552.00
Japan	K.arano And Co., Ltd	Sitc: 625 - Bridgestone On/Off Road Truck Tyre,	60,552.00
Japan	K.arano And Co., Ltd	Sitc: 625 - Bridgestone On/Off Road Truck Tyre,	60,552.00
Japan	K.arano And Co., Ltd	Sitc: 625 - Bridgestone On/Off Road Truck Tyre,	58,462.00
Japan	K.arano And Co., Ltd	Sitc: 625 - Bridgestone On/Off Road, Steel Belted Radial	56,979.00
Japan	K.arano And Co., Ltd	Sitc: 625 - Bridgestone Tyre Tbr 154k 1200 R20 18 Pr M857,	56,884.26
Japan	Toyota Motors Corporation (Japan)	Landcruiser Station Wagon 4wd 4200cc Diesel 6-seater	51,275.58
Japan	K.arano And Co., Ltd	Sitc: 625 - Bridgestone On Road Truck Tyre,	51,033.00
Japan	J. Gerber And Co. (Jpn) Ltd	Yamaha V80 Motorcyle, Model Code 4gc2.	47,092.00
Japan	K.arano And Co., Ltd	Sitc: 625 - Bridgestone On/Off Road Truck Tyre,	40,721.00
Japan	K.arano And Co., Ltd	Sitc: 625 - Bridgestone On/Off Road Truck Tyre,	40,368.00
Japan	K.arano And Co., Ltd	Sitc: 625 - Bridgestone On/Off Road Truck Tyre,	40,368.00
Japan	K.arano And Co., Ltd	Sitc: 625 - Bridgestone On/Off Road Truck Tyre,	40,368.00
Japan	K.arano And Co., Ltd	Sitc: 625 - Bridgestone On/Off Road Truck Tyre,	40,368.00
Japan	K.arano And Co., Ltd	Sitc: 625 - Bridgestone On/Off Road Truck Tyre,	40,368.00
Japan	K.arano And Co., Ltd	Sitc: 625 - Bridgestone On/Off Road Truck Tyre,	40,368.00
Japan	K.arano And Co., Ltd	Sitc: 625 - Bridgestone On/Off Road Truck Tyre,	40,368.00
Japan	K.arano And Co., Ltd	Sitc: 625 - Bridgestone On/Off Road Truck Tyre,	40,368.00
Japan	K.arano And Co., Ltd	Sitc: 625 - Bridgestone On/Off Road Truck Tyre,	40,368.00
Japan	Toyota Motors Corporation (Japan)	Sitc 782: Toyota 4wd Land Cruiser Pick-up 4.2l Diesel, Lhd,	39,143.71
Japan	Nissan Trading Co	Nissan Sunny Ex-salon 2200 Cc Diesel, Model No. Cvhardfn16nw	37,500.00
Japan	K.arano And Co., Ltd	Sitc: 625 - Bridgestone On Road Truck Tyre,	36,854.40
Japan	Toyota Motors Corporation (Japan)	Station Wagons, 4wd, Diesel Driven,	34,311.48
Japan	Toyota Motors Corporation (Japan)	Toyota Landcruiser 4x4, Ht Swb,4500cc, 7 Seater, Model Code	33,278.04
Japan	J. Gerber And Co. (Jpn) Ltd	Yamaha Motorcycle Model Ag100	31,930.22
Lebanon	Rc Systems Sal	Sitc: 684 - Aluminium Profiles For 1200 Double Casement	122,920.60
Lebanon	Fincorp Engineering	Upgrading Of The Enclosure/Ventilation Of The	112,150.00
Lebanon	Fincorp Engineering	Complete Methylene Chloride Metering Storage System	87,740.00
Lebanon	Rc Systems Sal	Sitc: 684 - Aluminium Profiles For 1413 Double Casement	81,980.20

**Major Equipment ordered by Agency during 2001  
(Orders of USD 30,000 or more)**

Agency/Country Procurement	Name of supplier	Description of goods (equipment)	Total Cost (USD)
<b>UNOPS (cont.)</b>			
Lebanon	Fincorp Engineering	Upgrading Of The Enclosure/Ventilation Of The Maxfoam Machin	79,650.00
Lebanon	Fincorp Engineering	Upgrading Of The Enclosure/Ventilation Of The Maxfoam	79,650.00
Lebanon	Fincorp Engineering	Systeme De Chlorure De Methylene	75,900.00
Lebanon	Rc Systems Sal	Sitc: 684 - Aluminium Profiles For 989 Double Casement	47,819.80
Lebanon	Fincorp Engineering	Complete Methylene Chloride	43,450.00
Lebanon	Fincorp Engineering	Complete Methylene Chloride System	42,330.00
Lebanon	Fincorp Engineering	Complete Methylene Chloride Metering/Storage System	42,075.00
Lebanon	Fincorp Engineering	Complete Methylene Chloride System	41,780.00
Lebanon	Rc Systems Sal	Sitc: 684 - Aluminium Profiles For 706 Double Casement	34,136.31
Macedonia	Avicena Diagnostica	Lot H: Media, Item Lines 64 To 86 As Per Attached List	78,895.39
Macedonia	Dr. Panovski Zlatko Dooel, Skopje	Plasma Deficit On Coagulation (Factor Ii, V, Vii, Viii, Ix,	69,025.50
Macedonia	Diamak Agri Dooel - Skopje	Flat Bed Truck With Crane Iveco - Model Ml 120 E 18 Traction	57,705.16
Macedonia	Dds Computers	Lexmark Optra Color 1200n, 12ppm, 64mb Ethernet 10/100	49,681.26
Mauritius	Sotravic Ltee	Sitc: 678 - 1 Set Of Gate Valves Ductile Iron, 16 Bars,	125,313.49
Mexico	Arteva Specialities, S. De R.l. De	Sitc: 583 - Polyethylene Terephthalate (Pet) Resins	336,000.00
Mexico	Cuprum Sa De Cv	Sitc: 684 - Aluminum Profiles, "Bolsa" (Code 12504), Bronze	99,300.18
Netherlands	H.c.i. Chemicals Nederland B.v.	Sitc: 522 Hydrochloric Acid	352,000.00
Netherlands	H.c.i. Chemicals Nederland B.v.	Sitc: 522 Hydrochloric Acid	281,600.00
Netherlands	International Procurement Agency B.	43p Ibm Server	218,528.90
Netherlands	Santpoort Project Supplies	Compaq Deskpro Ex Desktop Computers, Pentium Iii 866 Mhz	179,235.01
Netherlands	The Medical Export Group Of The Net	Double Blood Bag, 450 Ml	89,904.01
Netherlands	Simed International B.v.	Mobile Anesthesia Workstation, Siare Model Perseo	81,907.76
Netherlands	International Procurement Agency B.	Outdoor Ankle Style, Leather Upper Working Boot	61,875.00
Netherlands	Rumpstad Atm	Sitc: 742 - Skid Mounted Pumping System, Cf-a26b2 Cadoppi	56,952.01
Netherlands	Santpoort Project Supplies	Sitc: 723 - Backhoe Loader, Lb 95 Ss4 Ptc With Standard Tool	54,562.34
Netherlands	Solvochem Europe B.v.	Sitc: 512 - Ethyl Alcohol In 230 Liter Polyethylene Drums	53,579.67
Netherlands	Santpoort Project Supplies	Hp Dj Colorpro Cad Network Printer W/ Jetdirect 400n (Item 2	53,178.80
Netherlands	Rumpstad Atm	Sitc: 742 - Skid Mounted Pumping System, Cf-a26b2 Cadoppi	50,542.91
Netherlands	Santpoort Project Supplies	Dell Optiplex Desktop Computers & Software.	46,469.25
Netherlands	Santpoort Project Supplies	Sitc: 723 - Backhoe Loader, Lb 86 Ss5 Ptc With Standard Tool	43,288.81
Netherlands	Santpoort Project Supplies	Dell Optiplex Gx100 Low Profile Chassis:	42,518.96
Netherlands	The Medical Export Group Of The Net	Medical Items As Per Attached List	37,894.25
Netherlands	Rumpstad Atm	Sitc: 723 - Press For Making Concrete Blocks Complete With	34,576.21
Netherlands	Santpoort Project Supplies	Dell Optipex Gx150 (+) Desktop Computer	30,027.63
Pakistan	National Tent House	Tents	429,000.00
Pakistan	Spark Private Limited	Wind Measurement Equipment	49,750.00
Panama	Productos Roche Interamericana S.a.	Sitc: 541 - Dry Vitamin A Palmitate, Roche 250 Cws, To Be	1,207,446.00
Panama	Agrochem Trading Corporation	Sitc: 664 - Glass Sheets For Items 4, 5, 6, 7, 8,	99,846.44
Peru	Grunenthal Peruana Sa	Penicilina Clemizol X 1,000,000 Uj/Agua Destilada 3 Ml.	75,000.00
Peru	Grafica Tecnica S.r.l.	Lote A - Item 4 - Fichas De Actividades Intereactivas De 6°	59,492.06
Republic Of Korea	Hyosung Corporation	Sitc: 266 - Polyester Filament Yarns (Pfy), Spin Drawn	499,500.00
Republic Of Korea	Hankook Tire Co, Ltd	Sitc: 625 - Tyres - 11r22.5 L 148/145 Tl Ah02	131,326.00
Republic Of Korea	Hallim Dentech Co. Ltd	Dental Chair & Units Consisting Of: Dental Chair,Light;Spitt	50,800.00
Saudi Arabia	Almutlak Metal Industries	Sitc: 786 - Drop Side Semi-trailer For Transport Of 40'	261,415.00
Saudi Arabia	National Automobile Industry Compan	Sitc: 786 For N'donga Meubles (Ref. Item 10 Of Itb 01-3408)	92,250.00
Singapore	Thakral Brothers (Pte) Ltd	Panasonic Pt-l6500 Multimedia Lcd Projector	30,820.00
Slovenia	Ilir D.o.o. Ljubljana	Work Station - Hp Brio Ba 410 Piii 866, Model P3273a,	583,165.29
Slovenia	Iskraemeco	Single-phase And Three-phase Energy Meters As Per	379,784.10
South Africa	L.a. Radio Cc	Motorola P-080 Portable Transceiver With Keypad	221,495.85
South Africa	Uxb Africa (Pty) Ltd	Model Ebex 420 Pb-d	87,767.50
South Africa	The Scientific Group (Pty) Ltd	Abx Mira Chemistry Auto-analyzer	70,318.00
Spain	Andikona 2000 Sl	Sitc: 684 - Wire Rod, Aluminium, Grade Ec 1350 H14 - 200 Mt	1,188,000.00
Spain	Inimex	Sitc: 778 - Tudor Dry Cell Batteries R20 Fp2 With Seal.	744,584.89
Spain	Iturri S.a.	Footwear - Military Boots As Specified In Offer.	165,540.18
Spain	Derprosa S.a.	Sitc: 583 - Transparent Sealable Bopp Film, Thickness 15	146,664.00
Spain	Isofoton S.a.	Sitc: 718 Isofoton Solar Panel. Photovoltaic Module I-55	140,140.00
Spain	Mqm, S.l.	Sitc: 721 - Agricultural Tools (See Annex B)	132,110.88
Spain	Andikona 2000 Sl	Sitc: 678 - Carbon Steel Water Pipes, As Per Astm A106,	104,441.79
Spain	Purmatic S.a.	Machine D'injection Haute Pression Avec Une Seule Tete	65,198.00
Spain	Purmatic S.a.	Machine Haute Presssion Avec Dbit Varialbe De 10 A 60 L Par	44,503.00

**Major Equipment ordered by Agency during 2001  
(Orders of USD 30,000 or more)**

Agency/Country Procurement	Name of supplier	Description of goods (equipment)	Total Cost (USD)
<b>UNOPS (cont.)</b>			
Sweden	Volvo Truck Corporation	Truck 7 Metric Tons	123,807.59
Switzerland	Addax Bv Geneva Branch	Sitc: 334 - Diesel Oil, As Per Specifications In Our	1,013,175.00
Switzerland	Fsa-fortex Sa	Sitc: 641 - Copy Paper In Rolls, Base 20, As Per Your Offer	945,553.00
Switzerland	Pirelli Tyre Europe S.a.	Sitc: 625 - Pirelli On/Off Road Truck Tyres, 1200r20 Fg 85,	428,761.20
Switzerland	Addax Bv Geneva Branch	Sitc: 334 - Gas-oil	410,040.83
Switzerland	Addax Bv Geneva Branch	Sitc: 334 - Gas-oil	290,063.42
Switzerland	Addax Bv Geneva Branch	Sitc: 334 - Regular Gasoline	289,895.43
Switzerland	Addax Bv Geneva Branch	Sitc: 334 - Regular Gasoline	273,251.99
Switzerland	Addax Bv Geneva Branch	Sitc: 334 - Regular Gasoline	273,221.14
Switzerland	Addax Bv Geneva Branch	Sitc: 334 - Regular Gasoline	273,221.14
Switzerland	Addax Bv Geneva Branch	Sitc: 334 - Gas-oil	273,031.38
Switzerland	Fsa-fortex Sa	Sitc: 641 - Copy Paper Mutilaser, 80gr, Size A4,	225,065.61
Switzerland	Addax Bv Geneva Branch	Sitc: 334 - Regular Gasoline	136,712.31
Switzerland	Addax Bv Geneva Branch	Sitc: 334 - Gas-oil	136,539.68
Switzerland	Addax Bv Geneva Branch	Sitc: 334 - Gas-oil	136,539.68
Switzerland	Addax Bv Geneva Branch	Sitc: 334 - Regular Gasoline	136,480.28
Switzerland	Pirelli Tyre Europe S.a.	Sitc:625 - Pirelli Truck Tyres, 1200r20 Tt, Fr11, Complete	134,310.40
Switzerland	Fsa-fortex Sa	Sitc: 641 - White Paper Bond In Roll (75 Gsm)	109,340.00
Switzerland	Pirelli Tyre Europe S.a.	Sitc:625 - Pirelli Truck Tyres, 1200r20 Tt, Fg85, Complete	106,336.60
Switzerland	Pirelli Tyre Europe S.a.	Sitc: 625 - Pirelli On/Off Road Truck Tyres, 1200r20 Fg85,	98,609.40
Switzerland	Geosig	Digital Accelerographs As Per Detailed Description	71,020.00
Thailand	G F Technology Co Ltd	High Pressure Pu Dispenser, 4-20/Min With Chiller	78,200.00
Togo	Nouvelle Sototoles Sarl	Sitc: 661 - Portland Cement, Cpa 45, In 50 Kg 3-ply	99,587.43
Togo	Ciments Du Togo	Sitc: 661 - Portland Cement, Cpa 45, In 50 Kg 3-ply Kraft	74,803.44
Togo	Ciments Du Togo	Sitc: 661 - Portland Cement, Cpa 45, In 50 Kg	69,756.60
Togo	Nouvelle Sototoles Sarl	Sitc 673 - Reinforcing Steel Bars, Ribbed, 12m X 8mm	66,304.78
Togo	Ciments Du Togo	N/A	65,106.16
Turkey	Erbosan Erciyas Boru Sanayii Ve Tis	Sitc 673 - Reinforcing Steel Bars, Ribbed, 12m X 8mm	59,076.60
United Kingdom	Euro Alloys Limited	Land Rover 4wd Freelander 2.0l Diesel Station Wagons:	1,200,000.00
United Kingdom	Biotec Laboratories Ltd	Rover 75 2.5 Connoisseur Vehicles Model 2001:	441,716.38
United Kingdom	Carbolite Furnaces Ltd	Authomatic Pneumatic Aerosol Propellant Filling	387,780.30
United Kingdom	Toyota Gibraltar Stockholding Ltd	Toyota Hilux Double Cabin 6 Seater, Model: Ln166l-prmds6,	362,495.87
United Kingdom	Tfl Defence	Refrigerators Blood	315,808.00
United Kingdom	Toyota Gibraltar Stockholding Ltd	Toyota Land Cruiser Std Station Wagon - 4x4 Lhd	244,987.05
United Kingdom	Toyota Gibraltar Stockholding Ltd	Ambulance Toyota Land-cruiser 4wd Hard Top (13 Seaters With	231,173.50
United Kingdom	Ucb Films Plc	Toyota Hilux Double Cabin 6 Seater - 4x4 Lhd	158,433.33
United Kingdom	Toyota Gibraltar Stockholding Ltd	Toyota Land Cruiser Std Station Wagon	155,669.82
United Kingdom	Wagtech International Ltd	Sitc: 583 Transparent Sealable Bopp Film, Thickness 20	152,467.71
United Kingdom	M.g.t International (Uk) Ltd	Canon Heavy Duty Photocopier Model Ir8500 With	134,437.87
United Kingdom	Olympus Keymed, Keymed Ltd	Sitc: 516 - Shell Chemical Caradate 80, Toluene	122,336.86
United Kingdom	Toyota Gibraltar Stockholding Ltd	Toyota Land-cruisers (Station Wagon)	106,725.42
United Kingdom	Toyota Gibraltar Stockholding Ltd	Toyota Land Cruiser Prado, 5 Door, 4x4, Rhd, Model Lj95l-gkrm	84,606.82
United Kingdom	Toyota Gibraltar Stockholding Ltd	Toyota Hilux Double Cabin 6 Seater - 4x4 Lhd	82,487.30
United Kingdom	Toyota Gibraltar Stockholding Ltd	Toyota Landcruiser, Prado5 Doors, 4x4, Lhd, Model Lj95l-gkrm	70,762.53
United Kingdom	Nesstra Services (Uk) Ltd	Kia Sportage 2.0 - Kia Luxe Ver., 4wd (Lhd), Turbo Diesel,	69,960.00
United Kingdom	Toyota Gibraltar Stockholding Ltd	Sitc:634 - Pine Mdf, As Specified Below:	69,725.47
United Kingdom	Toyota Gibraltar Stockholding Ltd	Toyota Land Cruiser Prado 5-door 4x4 Rhd, 10-seater	63,021.31
United Kingdom	Tfl Defence	Demining Protective Clothing With Carrying Bags	60,726.43
United Kingdom	Toyota Gibraltar Stockholding Ltd	Toyota Land Cruiser Gx Station Wagon - 4x4 Lhd	60,696.78
United Kingdom	Bwi Kp Aerofill	Hiv Test Kits	57,270.90
United Kingdom	Toyota Gibraltar Stockholding Ltd	Toyota Hilux Double Cab. 6 Seater, Model Ln166l-prmds, Lhd,	57,254.31
United Kingdom	Toyota Gibraltar Stockholding Ltd	Toyota Land Cruiser 13 Seater Hardtop, Model Hzj78l-rjmrs, L	54,754.27
United Kingdom	Toyota Gibraltar Stockholding Ltd	Toyota Hilux Double Cabin 6 Seater 4x4 Lhd	54,286.45
United Kingdom	Gellatly Hankey (Overseas)	Sitc: 684 - Wire Rod, Aluminium, Grade Ec 1350 H14 - 253 Mt	49,578.51
United Kingdom	Toyota Gibraltar Stockholding Ltd	Toyota Land Cruiser Gx Station Wagon - 4x4 Lhd	46,982.64
United Kingdom	Toyota Gibraltar Stockholding Ltd	Toyota Hi-lux Double Cab, Petrol 4x4 Lhd, Model Rzn169l-prmd	46,854.40
United Kingdom	Toyota Gibraltar Stockholding Ltd	Toyota Land Cruiser Prado 5 Doors, Model Lj95l-gkmrs, Lhd Di	44,209.88
United Kingdom	Toyota Gibraltar Stockholding Ltd	Toyota Land Cruiser Station Wagon (Petrol)	44,194.85
United Kingdom	Conrico International Limited	Laboratory Equipment Miscellaneous	43,540.00
United Kingdom	Toyota Gibraltar Stockholding Ltd	Toyota Land Cruiser Gx Station Wagon, Model: Hzj105l-gnmns	39,490.81
United Kingdom	Toyota Gibraltar Stockholding Ltd	Toyota Land Cruiser Pick-up - 4x4 Rhd	39,325.83
United Kingdom	Sanyo Gallenkamp Plc	Olympus Videoscope, Composed Of Video-bronchoscope,	36,557.58
United Kingdom	Nesstra Services (Uk) Ltd	Sitc: 516 - Shell Chemical Caradate 80, Toluene	34,980.00
Yugoslavia	Tp Begradelektro A.d.	Single Core Cable 10/20kv 1x150mm2 Al Type Na2xs(f)2y Acc Tc	714,939.30
Yugoslavia	Tp Begradelektro A.d.	Line Pole 9m Ln-9/200 Dan	443,999.20

**Major Equipment ordered by Agency during 2001  
(Orders of USD 30,000 or more)**

Agency/Country Procurement	Name of supplier	Description of goods (equipment)	Total Cost (USD)
<b>UNOPS (cont.)</b>			
Yugoslavia	Elbi D.o.o.	Metal Towers 9m C/W Fastenings Acc To Iec 439	141,492.00
Yugoslavia	Telekos Corporation	Ethernet Swith, Cisco Catalyst - C2924c-xl-en	79,990.36
Zimbabwe	Triumphant Enterprises Pvt. Ltd	Sitc: 673 - Angle 5 X 3/8" X 20 Ft.	58,428.60
United Arab Emirates	United International Investment Llc	Gps Total Station 5700 With Internal Uhg (Rover)	281,201.00
United Arab Emirates	Trimble Navigation Ltd	Sitc: 999 - Freight And Associated Charges Cfr Landed Santo	76,475.00
USA	Latin American Export And Import In	Sitc: 673 - Wire Rod, As Per Attached Annex # 1. This Item	4,079,336.00
USA	Latin American Export And Import In	Sitc: 672 - Hot Rolled Steel Sheet In Coils 2.00 X 930 Mm	2,769,625.00
USA	Nitron International Corporation	Sitc: 562 - Prilled Urea, Min. 46% Nitrogen	2,413,950.00
USA	Stemcor Usa Inc	Sitc: 673 - Steel Reinforcing Bars, Ribbed (1st Shipment)	1,932,420.00
USA	Thales Atm Inc	Sistema De Aterrizaje Por Instrumentos Y Sistema	1,527,436.00
USA	Latin American Export And Import In	Sitc: 674 - Black Iron Steel Sheets, As Per Attached	1,114,875.00
USA	Latin American Export And Import In	Sitc: - 672 Hot Rolled Steel Sheets In Coils	989,900.00
USA	Latin American Export And Import In	Sitc: 674 - Galvanized Steel Sheets 0.20mm X 914 Mm	750,000.00
USA	Gusmer	Portable High Pressure Foam Dispenser 20 Kg/Min	627,378.00
USA	Jb International	Lot 3 Of Computer Equipment As Per Your Attached	540,949.00
USA	Derive Technologies	Hewlet Packard Workstation V1400 Pentium Iii 866mhz	332,243.40
USA	Latin American Export And Import In	Sitc: 674 - Cold-rolled Steel Sheets, As Per Attached	290,000.00
USA	Southeastern Paper Products Exports	Sitc: 641 White Paperboard, Base 200, Width 23 Inches.	281,280.00
USA	Latin American Export And Import In	Sitc: 673 - Steel Wire Rod; Diameter: 8 Mm	261,600.00
USA	Rti Technologies Inc	Rti Tx200-220 Volt With Ofp Connection (Spanish Language)	239,209.00
USA	Muehlstein International	Sitc: 583 - 297.5 Mt Of High Impact Polystyrene Resins	226,100.00
USA	Rti Technologies Inc	Portable Recovery Machines For Cfc-12 Including	208,934.00
USA	Mts Systems Corporation (Usa)	Electronic Control System (Items 3.1-3.7.1) As Per	193,207.00
USA	Bea Systems	Atomic Absorpton Spectrophotometer 210vgp, With:	183,485.36
USA	Latin American Export And Import In	Sitc:674 - Cold Rolled Steel Sheets 0.87 X 1,219 Mm.	180,000.00
USA	Perez Trading Co	Sitc: 641 - Glazed Paper, White, Base 80, Width 35 Inches.	159,100.00
USA	Jb International	Three Lots Of Equipment As Per Your Attached Quotation	157,619.00
USA	Jb International	Dell Optiplex Gx 110 Mini-tower Workstations:	149,896.50
USA	Muehlstein International	Sitc: 583 - High Impact Polystyrene Resins (Hips)	146,965.00
USA	Intracon Corp	Sitc: 516 - Equstar Petrothene Ga 501-022, Lldpe Resin	133,200.00
USA	Muehlstein International	Sitc: 583 - Linear Low Density Polyethylene Resins (Lldpe)	123,138.00
USA	Gusmer	Portable Hp Foam Dispenser, 7 Kg/Min With 20 Hp Compressor.	108,500.00
USA	Kuehne And Nagel Inc	Freight Forwarding Charges From Karachi, Pakistan To Erbil,	99,435.00
USA	Remtec International	Varian Usa Cp-2003 Column Module, Cp-sil 5 Cb Heated	97,650.00
USA	Mobile Mfg Co	Sitc: 728 - Mobile 128 Hydrostatic Mobile Dimension Saw,	87,290.00
USA	Refraction Technology Inc	Field Data Acquisition Systems (Item 1) As Per	87,152.00
USA	Planson International Corporation	Computer Equipment And Accessories	81,807.00
USA	Rti Technologies Inc	Cfc-12 Recovery Units.	79,469.00
USA	Linden Industries Inc	High Pressure Variable Ratio Polyurethane Foam	76,000.00
USA	Rti Technologies Inc	Rhs650-r12 230 Volt Recycling Machine W/Ofp (English)	72,604.00
USA	Linden Industries Inc	High Pressure, Variable Ratio Polyurethane Foam	60,239.00
USA	Linden Industries Inc	High Pressure Variable Ratio Polyurethane Foam	60,239.00
USA	Databit Inc	Hf Radio Ngt Base Station	54,086.00
USA	Gusmer	Mobile H P Two Component Dispenser 7kg/Min	52,463.66
USA	Kuehne And Nagel Inc	Airfreight Charges From Narita, Japan To Prishtina,	50,419.40
USA	Rti Technologies Inc	Rrc770a-r12 110 Volt Recycling Machine W/Ofp (Englishp)	47,885.00
USA	Kuehne And Nagel Inc	Airfreight Transportation For Three Lots (54 Line Items)	45,233.00
USA	Novell, Inc	Annual Netware 5 & Prior Upgrade Maintenance From 01/01/01 T	44,835.92
USA	Nubenco Enterprises, Inc	Hepatitis C (Hcv) - 1 Lot Of 30,000 E/A At Unit Price 0.741	42,528.93
USA	Sunbrand	Sitc:724 - Plastic Heat Sealing Machine. Model Pfaff 8304	40,747.42
USA	Geotech Instruments Llc	Ms Sql Server 2000 W/ Unlimited Corp. License For Dual Proce	37,385.50
USA	Pacific Ltd. Corp	Sitc: 583 - 36.5 Mt Of High Density Polyethylene Resins	36,739.44
USA	Databit Inc	Ibm Netvista 20 - Mini-tower Computer	35,384.65
USA	Rti Technologies Inc	Filter Part No. 026 80089 00	35,035.00
USA	Gusmer	Portable Sp Veritcal Sismometers (Items 4a-4d) As	31,274.00
USA	Cdw Government, Inc.	Bea Tuxedo Software Segun El Anexo Adjunto Y Demas	31,263.00
USA	Codan Pty Ltd.	Desktop Computer Ibm Netvista A60 Series, 8/1.7g, 40gb, 256m	31,182.39
<b>UNESCO</b>			
African Countries	Information Not Available	Equipment	37,000.00
Angola	Ms Maria Franco	N/A	37,000.00
Australia	Overseas Projects Corp. Victoria	Electric Measurement Instruments	86,000.00
Belgium	Studio Ghuisoland	Audiovisual Equipment	52,000.00
Belgium	Studio Ghuisoland	Photo Equipment	30,000.00
Brazil	Information Not Available	Equipment	1,329,000.00

**Major Equipment ordered by Agency during 2001**  
(Orders of USD 30,000 or more)

Agency/Country Procurement	Name of supplier	Description of goods (equipment)	Total Cost (USD)
<b>UNESCO</b>	<b>(cont.)</b>		
Brazil	Acer Do Brasil	Equipment	872,000.00
Brazil	Information Not Available	Equipment & Supplies	766,000.00
Brazil	Information Not Available	Equipment	680,000.00
Brazil	Information Not Available	Equipment	474,000.00
Brazil	Information Not Available	Equipment	280,000.00
Brazil	Information Not Available	Publications	269,000.00
Brazil	Information Not Available	Publications	263,000.00
Brazil	Information Not Available	Publications	229,000.00
Brazil	Information Not Available	Equipment	176,000.00
Brazil	Information Not Available	Equipment	166,000.00
Brazil	Information Not Available	Equipment & Supplies	165,000.00
Brazil	Information Not Available	Equipment & Supplies	133,000.00
Brazil	Policentro-consulprev.	Equipment	125,000.00
Brazil	Information Not Available	Equipment	124,000.00
Brazil	Information Not Available	Equipment	124,000.00
Brazil	Information Not Available	Equipment	121,000.00
Brazil	Information Not Available	Equipment	113,000.00
Brazil	Information Not Available	Equipment	104,420.00
Brazil	Information Not Available	Equipment	91,000.00
Brazil	Information Not Available	Equipment	91,000.00
Brazil	Information Not Available	Equipment	89,000.00
Brazil	Information Not Available	Publications	70,000.00
Brazil	Information Not Available	Equipment	65,000.00
Brazil	Information Not Available	Equipment & Supplies	60,000.00
Brazil	Information Not Available	Publications	59,000.00
Brazil	Information Not Available	Publications	58,000.00
Brazil	Information Not Available	Equipment	56,000.00
Brazil	Information Not Available	Publications	55,000.00
Brazil	Information Not Available	Equipment	43,000.00
Brazil	Information Not Available	Equipment	39,000.00
Brazil	Information Not Available	Equipment	37,000.00
Brazil	Information Not Available	Equipment	35,000.00
Brazil	Information Not Available	Equipment	33,000.00
Brazil	Information Not Available	Equipment	32,000.00
Brazil	Information Not Available	Equipment	32,000.00
Burundi	Information Not Available	Materiel & Fourniture	181,000.00
China	Hong Ye Xing Technology & Trade	Laboratory Equipment	96,000.00
China	Hong Ye Xing Technology & Trade	Spectrophotometers	63,000.00
China	Bohetai Primary School	School Construction	49,000.00
China	Xingguo Primary School	School Construction	49,000.00
China	Xiaowang Jiang Primary School	School Construction	49,000.00
China	Yihe School Construction	School Construction	45,000.00
China	Zhaqu Water Supply System	N/A	38,000.00
Denmark	Bukkehave As	Vehicles	184,000.00
Denmark	Bukkehave As	Vehicles	85,000.00
Ecuador	Information Not Available	Plan 50 Equipment	36,000.00
Ecuador	Information Not Available	Equipment & Supply	35,000.00
Finland	Teleste Educational Ltd	Language Labs	99,000.00
Finland	Ab Crown Products Oy	Chalkboards	42,000.00
France	Imstar France	Laboratory Equipment	958,000.00
France	Biomerieux	Analytical Equipment	493,000.00
France	Abx Diagnostics	Analytical Testing	263,000.00
France	G.a.d.	Furniture	227,000.00
France	Mega-bus International	Software	100,000.00
France	Eurisys Mesures	Nuclear Physics	99,000.00
France	Diagnostica Stago	Reagents	84,000.00
France	Eurisys Mesures	Nuclear Physics	65,000.00
France	Chauvin-arnoux	Measuring Equipment	57,000.00
France	Imstar France	Chemical Reagents	31,000.00
Germany	Labsco, Laboratory Supply Co.	Laboratory Equipment	231,000.00
Germany	Labsco, Laboratory Supply Co.	Glassware	136,000.00
Germany	Phywe A.g.	Physics	107,000.00
Germany	Roell Amsler Prufmaschinen Gmbh	Actuators	100,000.00
Germany	Labsco, Laboratory Supply Co.	Pottery Kilns + Books	97,000.00
Germany	Karl Kolb Gmbh	Laboratory Equipment	92,000.00

**Major Equipment ordered by Agency during 2001  
(Orders of USD 30,000 or more)**

Agency/Country Procurement	Name of supplier	Description of goods (equipment)	Total Cost (USD)
<b>UNESCO (cont.)</b>			
Germany	Boss Pro-tec	Tools Machines	87,000.00
Germany	Leybold Didactic Gmbh	Physics	78,000.00
Germany	Jos Hansen & Soehne	Didactic Equipment	72,000.00
Germany	Sandberg & Schneidewind	Spectrophotometers	67,000.00
Germany	Labsco, Laboratory Supply Co.	Spectrophotometers	60,000.00
Germany	3b Scientific Gmbh	Typewriters	33,000.00
Global Project	Information Not Available	Equipment	36,000.00
Guatemala	Information Not Available	Equipment	42,000.00
Honduras	Popa Ups	Equipment	39,000.00
India	Information Not Available	Misc. Equipment Taj Mahal	62,000.00
Indonesia	Information Not Available	Equip For 4th Phase	30,000.00
Italy	Italian Didactic Export Ass.	Sports	360,000.00
Italy	Italian Didactic Export Ass.	El. Motors, Household	332,000.00
Italy	Electron	Didactic Equipment	280,000.00
Italy	Altay International	Laboratory Kits	250,000.00
Italy	Italian Didactic Export Ass;	Didactic Equipment	210,000.00
Italy	Samar	Measuring Equipment	100,000.00
Italy	Electron	Electronic Components	95,000.00
Italy	Altay International	Centrifuge	82,000.00
Italy	Italian Didactic Export Ass;	Electric Trainers	69,000.00
Italy	Tycho Srl Rental Uvo	Equipment	60,000.00
Italy	Esmach S.p.a.	Bakery Laboratory	57,000.00
Italy	Italian Didactic Export Ass;	Nuclear Physics	55,000.00
Italy	Sincosald	Welding Machine & Accessories	40,000.00
Japan	Nissan	Vehicles	525,000.00
Japan	Nissan	Vehicles / Spare Parts	390,000.00
Japan	Nissan	Vehicles	354,000.00
Japan	Nissan	Vehicles	144,000.00
Japan	Toyota (Spare Parts)	Vehicles	40,000.00
Japan	Matsushita Electric Industrial Co	Video Equipment	38,000.00
Japan	Toyota Motor Corporation	Vehicle	30,000.00
Jordan	Antemina International Llc	Vehicles	1,380,000.00
Jordan	Ceb Computer & Engineering	Computers	947,000.00
Jordan	Antemina International Llc	Vehicles	415,000.00
Jordan	Ceb Computer & Engineering	Computers	194,000.00
Jordan	Eagle	Transport Costs	45,000.00
Jordan	Ceb Computer & Engineering	Training	36,000.00
Kazakstan	Otrar Test House	Equipment	31,000.00
Kenya	Akumo Odero African Fm Services	Radio Studio	36,000.00
Libya	Information Not Available	Books	31,000.00
Mauritius	Maurit College Of Air	Equipment	36,000.00
Netherlands	Devotra B.v.	Tools, Machines, Elect	299,000.00
Netherlands	IPA	Didactic Equipment	76,000.00
Netherlands	Akkermans Industrial Engineering	Electr. Measurement Instruments	54,000.00
Nicaragua	Information Not Available	Equipment	56,000.00
Nigeria	Information Not Available	Equipment	35,000.00
Palestinian Autonomo	Information Not Available	Teaching Materials	84,000.00
Panama	Panasonic Latin America S.a.	Video Equipment	34,000.00
Peru	Lima Office K. Wasi li	Equipment	35,000.00
Russian Federation	Erco Lighting	Equipment	67,000.00
South Africa	Unesco Pretoria	Equipment	64,000.00
Sudan	Colourprint Ltd	Equipment	41,000.00

**Major Equipment ordered by Agency during 2001**  
(Orders of USD 30,000 or more)

Agency/Country Procurement	Name of supplier	Description of goods (equipment)	Total Cost (USD)
<b>UNESCO (cont.)</b>			
Sweden	Bjorsells	Ohp Systems	107,000.00
Sweden	Cebex Keramik	Pottery	104,000.00
Sweden	Cebex Keramik	Pottery Wheels, Color	95,000.00
Sweden	Biab Ab	Household	40,000.00
Sweden	Industri Elektronik Ab	Audiovisual Equipment	37,000.00
Switzerland	Vwr Scientific	Laboratory Equipment	93,000.00
Switzerland	B&C Europe (Icd)	Video Equipment	84,000.00
Switzerland	Vwr Scientific	Laboratory Equipment	31,000.00
Turkey	Aksa Jenerator Sanayi	Diesel Generators	166,000.00
United Kingdom	Kennedy International Ltd	Didactic Equipment	735,000.00
United Kingdom	N.r.g.	Copiers And Consumables	384,000.00
United Kingdom	Sotex (Blanfallen Ltd)	Didactic Equipment	378,000.00
United Kingdom	Miscellaneous Freightforwarders		270,000.00
United Kingdom	Kennedy International Ltd	Tools, Machines	214,000.00
United Kingdom	Armfield Ltd	Engineering Equipment	159,000.00
United Kingdom	P.a. Hilton Ltd	Heat Transfer Equipment	156,000.00
United Kingdom	Kennedy International Ltd	Machinery	107,000.00
United Kingdom	Sotex (Blanfallen Ltd)	Tools, Machines, Electric Comp.	102,000.00
United Kingdom	Hyderco Uk Ltd	Chemicals	93,000.00
United Kingdom	Avs Audio Visual Source	Video Cassettes	85,000.00
United Kingdom	Armfield Ltd	Didactic Equipment	82,000.00
United Kingdom	Mallard Concepts	Engineering	79,000.00
United Kingdom	Tecquipment International Ltd	Didactic Equipment	71,000.00
United Kingdom	P.a. Hilton Ltd	Didactic Equipment	68,000.00
United Kingdom	Wykeham & Farrance International	Physics	68,000.00
United Kingdom	Avs Audio Visual Source	Software	60,000.00
United Kingdom	Mallard Concepts	Electric Components, Soundlab	59,000.00
United Kingdom	Wagtech International Ltd	Laboratory Equipment	57,000.00
United Kingdom	Tecquipment International Ltd	Electric Kit & Petrol Engineering	46,000.00
United Kingdom	N.r.g.	Duplicators	45,000.00
United Kingdom	Richardson Supply Co.	Computers, Printers	44,000.00
United Kingdom	Ele International	Measuring	43,000.00
United Kingdom	F.g. Wilson Engineering Ltd	Disgen	42,000.00
United Kingdom	Toolquip International Ltd	Machines And Tools	41,000.00
United Kingdom	Transtel	Computers	36,000.00
United Kingdom	Chemtal Ltd	Chemicals	35,000.00
United Kingdom	Mallard Concepts	Radio Station	33,000.00
United Kingdom	Sotex (Blanfallen Ltd)	Laboratory Equipment	31,000.00
USA	Planson International Co.	Computer	60,000.00
USA	Planson International Co.	Computers	43,000.00
Vietnam	Information Not Available	Equipment	41,000.00
<b>UNFPA</b>			
Belgium	N/A	Contraceptives	22,464,535.00
Belgium	N/A	Syringes/needles	293,080.00
Canada	N/A	Contraceptives	5,802,931.34
Canada	N/A	Contraceptives	167,100.00
China	N/A	Contraceptives	320,000.00
China	N/A	Audio visual equipment	61,530.00
China	N/A	EDP equipment	147,841.55
Denmark	N/A	Medical Equipment	298,617.00
Denmark	N/A	Audio visual	121,499.00
Denmark	N/A	Vehicles	86,700.00
Denmark	N/A	Medical equipment	84,277.00
Denmark	N/A	Pharmaceuticals	47,660.00
Finland	N/A	Contraceptives	4,856,335.00
France	N/A	Contraceptives	489,100.00
France	N/A	Contraceptives	279,908.00
Germany	N/A	Contraceptives	10,924,437.00
Germany	N/A	Contraceptives	2,914,600.00
Germany	N/A	Medical Equipment	1,376,981.00



**Major Equipment ordered by Agency during 2001**  
(Orders of USD 30,000 or more)

Agency/Country Procurement	Name of supplier	Description of goods (equipment)	Total Cost (USD)
<b>UNFPA (cont.)</b>			
Germany	N/A	Vehicles	230,000.00
Germany	N/A	Medical Equipment	165,650.00
Germany	N/A	Medical Equipment	99,800.00
Germany	N/A	Medical equipment	54,173.00
Germany	N/A	Vehicles	44,500.00
India	N/A	Contraceptives	4,720,500.00
India	N/A	Contraceptives	4,414,505.00
India	N/A	Contraceptives	1,066,509.00
India	N/A	Contraceptives	920,657.00
India	N/A	Medical Equipment	315,200.00
India	N/A	Medical Equipment	315,000.00
India	N/A	Contraceptives	209,168.00
India	N/A	Medical Equipment	164,000.00
Indonesia	N/A	Contraceptives	1,044,000.00
Israel	N/A	Medical Equipment	251,500.00
Israel	N/A	EDP equipment	30,566.00
Italy	N/A	Vehicles	115,000.00
Japan	N/A	Vehicles	3,252,982.00
Japan	N/A	Contraceptives	784,034.00
Japan	N/A	Vehicles	434,700.00
Mexico	N/A	Medical equipment	75,000.00
Mexico	N/A	Contraceptives	50,606.00
Netherlands	N/A	Medical Equipment	4,349,012.00
Netherlands	N/A	Contraceptives	3,722,025.00
Netherlands	N/A	Medical Equipment/Pharmaceuticals	3,272,739.66
Netherlands	N/A	Medical Equipment	634,058.00
Netherlands	N/A	Medical Equipment	241,199.00
Netherlands	N/A	Medical Equipment	149,589.13
Pakistan	N/A	Contraceptives	415,000.00
Palestine	N/A	Medical Equipment	484,389.00
Palestine	N/A	Medical Equipment	344,643.00
Palestine	N/A	Medical equipment	64,000.00
Republic of Korea	N/A	Contraceptives	5,629,272.20
Republic of Korea	N/A	Contraceptives	1,511,583.00
Republic of Korea	N/A	Contraceptives	302,121.00
Singapore	N/A	Medical Equipment	547,452.00
Singapore	N/A	Contraceptives	515,558.35
South Africa	N/A	Medical Equipment	241,564.00
Sweden	N/A	EDP equipment	62,870.00
Switzerland	N/A	Contraceptives	1,074,250.00
Thailand	N/A	Contraceptives	352,812.00
United Kingdom	N/A	Contraceptives	3,336,000.00
United Kingdom	N/A	Contraceptives	2,004,062.00
United Kingdom	N/A	Pharmaceuticals	1,677,686.00
United Kingdom	N/A	Pharmaceuticals	1,063,939.00
United Kingdom	N/A	Medical Equipment	775,426.00
United Kingdom	N/A	Vehicles	289,000.00
United Kingdom	N/A	Medical equipment	96,595.00
United Kingdom	N/A	Photocopiers	84,669.00
United Kingdom	N/A	Contraceptives	47,670.00
United Kingdom	N/A	Phjotocopiers	42,500.00
USA	N/A	Contraceptives	8,268,930.00
USA	N/A	Contraceptives	2,524,650.00
USA	N/A	Contraceptives	1,800,399.00

**Major Equipment ordered by Agency during 2001**  
(Orders of USD 30,000 or more)

Agency/Country Procurement	Name of supplier	Description of goods (equipment)	Total Cost (USD)
<b>UNFPA (cont.)</b>			
USA	N/A	Contraceptives	510,000.00
USA	N/A	EDP equipment	372,405.90
USA	N/A	Audio visual/EDP equipment	249,283.00
USA	N/A	Medical Equipment	159,550.00
USA	N/A	Medical Equipment	106,935.00
USA	N/A	Network Connection Equipment	90,822.00
USA	N/A	Photocopiers	84,266.00
USA	N/A	Vehicles	78,175.00
USA	N/A	EDP Equipment	69,921.00
USA	N/A	Audio visual equipment	45,388.00
USA	N/A	Audio visual equipment	41,200.00
USA	N/A	Office furniture	36,682.00
USA	N/A	Office supplies	35,000.00
USA	N/A	Office supplies	31,589.00
<b>UNHCR</b>			
Australia	Codan Pty Ltd	Telecoms Equipment	63,563.00
Australia	Codan Pty Ltd	Telecoms Equipment	56,400.00
Australia	Codan Pty Ltd	Telecoms Equipment	45,011.00
Australia	Codan Pty Ltd	Telecoms Equipment	34,240.00
Belgium	Overseas Trading Company Nv	Yeast, Dried	112,923.00
Belgium	Hino Motors Europe Nv	Hino Trucks Spare Parts	50,271.00
Benin	Euraf Sarl	Software	40,850.00
China (Peoples Rep. of)	Quingdao Sung Jin Plastics Co Ltd	Multipurpose Plastic Sheeting	448,500.00
China (Peoples Rep. of)	Quingdao Sung Jin Plastics Co Ltd	Reinforced Plastic Tarpaulins	379,500.00
China (Peoples Rep. of)	Quingdao Sung Jin Plastics Co Ltd	Reinforced Plastic Tarpaulins	345,000.00
China (Peoples Rep. of)	Quingdao Sung Jin Plastics Co Ltd	Multipurpose Plastic Sheeting	276,000.00
China (Peoples Rep. of)	China Tuhsu Anhui Tea Imp./Exp. Corp.	Green Tea	229,950.00
China (Peoples Rep. of)	Quingdao Sung Jin Plastics Co Ltd	Reinforced Plastic Tarpaulins	207,000.00
China (Peoples Rep. of)	Quingdao Sung Jin Plastics Co Ltd	Plastic Tarpaulins	207,000.00
China (Peoples Rep. of)	Shandong Technical Imp/Exp Corp	Wire Mesh -fence	84,640.00
China (Peoples Rep. of)	Quingdao Sung Jin Plastics Co Ltd	Reinforced Plastic Tarpaulins	75,000.00
China (Peoples Rep. of)	Quingdao Sung Jin Plastics Co Ltd	Multipurpose Plastic Sheeting	69,000.00
China (Peoples Rep. of)	Quingdao Sung Jin Plastics Co Ltd	Multipurpose Plastic Sheeting	69,000.00
China (Peoples Rep. of)	Quingdao Sung Jin Plastics Co Ltd	Multipurpose Plastic Sheeting	50,102.00
China (Peoples Rep. of)	China International Cooperation Cie	Leather Boots For Women	38,466.00
China (Peoples Rep. of)	Quingdao Sung Jin Plastics Co Ltd	Reinforced Plastic Tarpaulins	34,500.00
China (Peoples Rep. of)	Quingdao Sung Jin Plastics Co Ltd	Multipurpose Plastic Sheeting	33,055.00
Denmark	Kuehne & Nagel Dal Logistics	Transport Of 330 Pos To Various Countries	3,678,254.00
Denmark	Bukkehave Ltd	Vehicle Mitsubishi Pajero	650,417.00
Denmark	Bukkehave Ltd	Water Tanker Truck	574,623.00
Denmark	Bukkehave Ltd	Vehicle Mitsubishi Pajero	488,996.00
Denmark	Bukkehave Ltd	Vehicle Mitsubishi Pajero	365,362.00
Denmark	Bukkehave Ltd	Vehicle Mitsubishi Pajero	340,540.00
Denmark	Danimex Communication	Telecoms Equipment	330,016.00
Denmark	Danimex Communication	Telecoms Equipment	181,526.00
Denmark	Bukkehave Ltd	Tyres	179,970.00
Denmark	Danimex Communication	Telecoms Equipment	146,428.00
Denmark	Danimex Communication	Telecoms Equipment	129,075.00
Denmark	Bukkehave Ltd	Tyres	103,000.00
Denmark	Danimex Communication	Telecoms Equipment	100,842.00
Denmark	Kjaer & Kjaer Worldwide A/S	Vehicle Nissan 4x4	97,728.00
Denmark	Danimex Communication	Telecoms Equipment	90,542.00
Denmark	Dancass A/S	Computers	87,186.00
Denmark	Kjaer & Kjaer Worldwide A/S	Motorcycle Honda	81,793.00
Denmark	Bukkehave Ltd	Tyres	74,400.00
Denmark	Kjaer & Kjaer Worldwide A/S	Motorcycle Honda	73,976.00
Denmark	Danimex Communication	Telecoms Equipment	65,936.00
Denmark	Kjaer & Kjaer Worldwide A/S	Vehicle Nissan 4x4	65,250.00
Denmark	Kjaer & Kjaer Worldwide A/S	Motorcycle Honda	62,434.00
Denmark	Kjaer & Kjaer Worldwide A/S	Vehicle Nissan 4x4	59,515.00
Denmark	Kjaer & Kjaer Worldwide A/S	Vehicle Nissan 4x4	54,320.00
Denmark	Kjaer & Kjaer Worldwide A/S	Vehicle Nissan 4x4	53,035.00
Denmark	Kjaer & Kjaer Worldwide A/S	Vehicle Nissan 4x4	51,563.00
Denmark	Danimex Communication	Telecoms Equipment	49,855.00
Denmark	Danimex Communication	Telecoms Equipment	49,426.47
Denmark	Kjaer & Kjaer Worldwide A/S	Vehicle Nissan 4x4	44,883.00

**Major Equipment ordered by Agency during 2001  
(Orders of USD 30,000 or more)**

Agency/Country Procurement	Name of supplier	Description of goods (equipment)	Total Cost (USD)
<b>UNHCR (cont.)</b>			
Denmark	Kjaer & Kjaer Worldwide A/S	Vehicle Nissan 4x4	44,883.00
Denmark	Danoffice Plc	Computers	40,673.00
Denmark	Danimex Communication	Telecoms Equipment	40,038.00
Denmark	Danoffice Plc	Computers	37,921.00
Denmark	Bukkehave Ltd	Tyres	36,765.00
Denmark	Danimex Communication	Telecoms Equipment	36,495.00
Denmark	Kjaer & Kjaer Worldwide A/S	Vehicle Nissan 4x4	35,907.00
Denmark	Danimex Communication	Telecoms Equipment	34,596.00
Denmark	Kjaer & Kjaer Worldwide A/S	Motorcycle Honda	32,169.00
Denmark	Dancass A/S	Computers	31,701.00
Denmark	Danimex Communication	Telecoms Equipment	40,109.00
Egypt	Chancel International Egyp	Kitchen Sets	241,290.00
Egypt	Chancel International Egyp	Kitchen Sets	222,114.00
Egypt	Chancel International Egyp	Kitchen Sets	221,684.00
Egypt	Chancel International Egyp	Kitchen Sets	193,133.00
Egypt	Chancel International Egyp	Kitchen Sets	161,243.00
Egypt	Chancel International Egyp	Kitchen Sets	120,708.00
Egypt	Chancel International Egyp	Kitchen Sets	108,665.00
Egypt	Chancel International Egyp	Kitchen Sets	101,495.00
Egypt	Chancel International Egyp	Cloth For Women Clothing	100,900.00
Egypt	Chancel International Egyp	Kitchen Sets	96,566.00
Egypt	Chancel International Egyp	Kitchen Sets	88,674.00
Egypt	Chancel International Egyp	Sleeping Mats	80,500.00
Egypt	Chancel International Egyp	Kitchen Sets	74,810.00
Egypt	Chancel International Egyp	Stoves Kerosene	59,000.00
Egypt	Chancel International Egyp	Stoves Kerosene	46,610.00
Egypt	Chancel International Egyp	Sleeping Mats	43,500.00
Egypt	Chancel International Egyp	Sleeping Mats	42,352.00
Eritrea	Tesinma Sh. Co	Shelter Structure	1,491,045.00
France	Aventis Pasteur Sa	Vaccines	550,402.00
France	Florida Purchasing	Solar Pumping System	135,285.00
France	Guilbert	Office Supplies	94,978.00
France	Nutriset Sa	Therapeutic Milk	94,836.00
France	Galisan Delegation Europe C/ G, Jpn	Vehicle Spare Parts Toyota	89,616.00
France	Galisan Delegation Europe C/ G, Jpn	Vehicle Spare Parts Toyota	80,836.00
Germany	Daimler Chrysler Ag	Vehicle 4x4 Mercedes	462,784.00
Germany	Boss Pro-tec	Second-hand Trucks	402,733.00
Germany	Boss Pro-tec	Water Tanker Truck Second Hand	358,384.00
Germany	Vertex Antennentechnik Gmbh	Vsat Antenna	143,022.00
Germany	Boss Pro-tec	Second-hand Trucks	136,161.00
Germany	Cpn Satellite Services Gmbh	Telecommunications Equipment	97,738.00
Germany	Boss Pro-tec	Second-hand Trucks	95,686.00
Germany	Motorenfabrik Hatz Gmbh&Co	Generators	84,449.00
Germany	Gentas Gmbh	Vehicle Spare Parts Mercedes	78,244.00
Germany	Cubidor	Jerrycans Semi Collapsible	72,391.00
Germany	Pumpenboese -sbf Hagusta	Pumps	71,034.00
Germany	Motorenfabrik Hatz Gmbh&Co	Generators	68,225.00
Germany	Cubidor	Jerrycans Semi Collapsible	65,538.00
Germany	Boss Pro-tec	Second-hand Trucks	62,941.00
Germany	Daimler Chrysler Ag	Vehicle 4x4, 10 Ton Mercedes	61,867.00
Germany	Cpn Satellite Services Gmbh	Telecommunications Equipment	60,623.00
Germany	Motorenfabrik Hatz Gmbh&Co	Generators	60,101.00
Germany	Vertex Antennentechnik Gmbh	Vsat Antenna	53,632.00
Germany	Boss Pro-tec	Second-hand Trucks	50,135.00
Germany	Motorenfabrik Hatz Gmbh&Co	Generators	49,165.00
Germany	Cpn Satellite Services Gmbh	Telecommunications Equipment	46,387.00
Germany	Motorenfabrik Hatz Gmbh&Co	Generators	42,071.00
Germany	Pumpenboese -sbf Hagusta	Pumps	40,021.00
Germany	Motorenfabrik Hatz Gmbh&Co	Generators	30,051.00
India	Vandana Logistics	Blankets	228,928.00
India	Vandana Logistics	Kitchen Sets	165,754.00
India	Vandana Logistics	Blankets	150,021.00
India	Vandana Logistics	Kitchen Sets	147,302.00
India	Vandana Logistics	Blankets	147,180.00
India	Vandana Logistics	Blankets	145,174.00
India	Vandana Logistics	Blankets	128,592.00

**Major Equipment ordered by Agency during 2001**  
(Orders of USD 30,000 or more)

Agency/Country Procurement	Name of supplier	Description of goods (equipment)	Total Cost (USD)
<b>UNHCR (cont.)</b>			
India	Vandana Logistics	Blankets/Quilts	94,752.00
India	Vandana Logistics	Blankets	84,685.00
India	Priyanka Pvt Ltd	Cotton Cloth For Sanitary Napkins	81,000.00
India	Vandana Logistics	Blankets	77,350.00
India	Vandana Logistics	Kitchen Sets	73,562.00
India	Vandana Logistics	Blankets	59,220.00
India	Vandana Logistics	Blankets/Mats	59,220.00
India	Vandana Logistics	Kitchen Sets	49,101.00
India	Vandana Logistics	Blankets	48,391.00
India	Vandana Logistics	Kitchen Sets	47,040.00
India	Vandana Logistics	Kitchen Sets	45,158.00
India	Eastern Surgical Company	Medical Equipment For Ethiopia	44,000.00
India	Vandana Logistics	Blankets	40,298.00
India	Eastern Surgical Company	Medical Supplies	39,900.00
India	Vandana Logistics	Blankets	282,056.00
Indonesia	Pt Bhp Steel Building Products	Rooding Sheets	1,289,274.00
Indonesia	Ud Jati Sari	Sawn Timber	779,216.00
Indonesia	Pt Satriacipta Astakencana	Timber	291,750.00
Indonesia	Pt Satriacipta Astakencana	Construction Kit And Materials	67,735.00
Indonesia	Pt Intan Suar Kartika	Nails	58,350.00
Israel	Nirosoft Industries Ltd	Technical Revision & Materials	39,389.00
Italy	Copertificio Melani Giovanni	Blankets	255,360.00
Italy	Copertificio Melani Giovanni	Blankets	249,350.00
Italy	Copertificio Melani Giovanni	Blankets	248,976.00
Italy	Copertificio Melani Giovanni	Blankets	190,050.00
Italy	Landini Spa	Tractors	164,884.00
Italy	Copertificio Melani Giovanni	Blankets	122,139.00
Italy	I.t.i. Spa Italian Technology & Innov.	Cooking Pots	85,723.00
Italy	Copertificio Melani Giovanni	Blankets	85,491.00
Italy	Copertificio Melani Giovanni	Blankets	51,450.00
Italy	Copertificio Melani Giovanni	Blankets	38,190.00
Japan	Toyota Motor Corporation	Vehicles	400,115.00
Japan	Toyota Motor Corporation	Vehicles	44,977.00
Japan	Toyota Motor Corporation	Vehicles	659,082.00
Japan	Toyota Motor Corporation	Vehicles	586,105.00
Japan	Toyota Motor Corporation	Vehicles	406,269.00
Japan	Toyota Motor Corporation	Vehicles	312,276.00
Japan	Toyota Motor Corporation	Vehicles	300,576.00
Japan	Toyota Motor Corporation	Vehicles	273,370.00
Japan	Toyota Motor Corporation	Vehicles	187,721.00
Japan	Toyota Motor Corporation	Vehicles	182,204.00
Japan	Toyota Motor Corporation	Vehicles	150,249.00
Japan	Toyota Motor Corporation	Vehicles	131,306.00
Japan	Syngenta East Africa Ltd	Insecticides	94,500.00
Japan	Toyota Motor Corporation	Vehicles	89,901.00
Japan	Toyota Motor Corporation	Vehicles	88,262.00
Japan	Toyota Motor Corporation	Vehicles	87,638.00
Japan	Toyota Motor Corporation	Vehicles	73,317.00
Japan	Toyota Motor Corporation	Vehicles	72,363.00
Japan	Toyota Motor Corporation	Vehicles	70,808.00
Japan	Toyota Motor Corporation	Vehicles	63,217.00
Japan	Toyota Motor Corporation	Vehicles	59,003.00
Japan	Toyota Motor Corporation	Vehicles	58,951.00
Japan	Toyota Motor Corporation	Vehicles	55,612.00
Japan	Toyota Motor Corporation	Vehicles	51,725.00
Japan	Toyota Motor Corporation	Vehicles	50,999.00
Japan	Toyota Motor Corporation	Vehicles	49,342.00
Japan	Toyota Motor Corporation	Vehicles	48,878.00
Japan	Toyota Motor Corporation	Vehicles	48,789.00
Japan	Toyota Motor Corporation	Vehicles	47,740.00
Japan	Toyota Motor Corporation	Vehicles	46,799.00
Japan	Toyota Motor Corporation	Vehicles	46,755.00
Japan	Toyota Motor Corporation	Vehicles	43,425.00
Japan	Toyota Motor Corporation	Vehicles	38,091.00
Japan	Toyota Motor Corporation	Vehicles	37,625.00
Japan	Toyota Motor Corporation	Vehicles	36,657.00

**Major Equipment ordered by Agency during 2001  
(Orders of USD 30,000 or more)**

Agency/Country Procurement	Name of supplier	Description of goods (equipment)	Total Cost (USD)
<b>UNHCR (cont.)</b>			
Kenya	Kaluworks	Kitchen Sets	639,840.00
Kenya	Kaluworks	Kitchen Sets	396,600.00
Kenya	Kaluworks	Kitchen Sets	266,600.00
Kenya	Korea Tarpaulin Inc.	Reinforced Plastic Tarpaulin	155,200.00
Kenya	Spinners & Spinners	Blankets	135,880.00
Kenya	Spinners & Spinners	Blankets	42,660.00
Korea (Rep. Of)	Korea Tarpaulin Inc.	Reinforced Plastic Tarpaulin	1,118,400.00
Korea (Rep. Of)	Korea Tarpaulin Inc.	Reinforced Plastic Tarpaulin	1,118,400.00
Korea (Rep. Of)	Korea Tarpaulin Inc.	Reinforced Plastic Tarpaulin	349,500.00
Korea (Rep. Of)	Korea Tarpaulin Inc.	Reinforced Plastic Tarpaulin	250,600.00
Korea (Rep. Of)	Korea Tarpaulin Inc.	Reinforced Plastic Tarpaulin	196,900.00
Korea (Rep. Of)	Korea Tarpaulin Inc.	Reinforced Plastic Tarpaulin	179,000.00
Korea (Rep. Of)	Korea Tarpaulin Inc.	Reinforced Plastic Tarpaulin	174,750.00
Korea (Rep. Of)	Korea Tarpaulin Inc.	Reinforced Plastic Tarpaulin	143,200.00
Korea (Rep. Of)	Korea Tarpaulin Inc.	Reinforced Plastic Tarpaulin	143,200.00
Korea (Rep. Of)	Korea Tarpaulin Inc.	Reinforced Plastic Tarpaulin	139,800.00
Korea (Rep. Of)	Korea Tarpaulin Inc.	Reinforced Plastic Tarpaulin	139,800.00
Korea (Rep. Of)	Korea Tarpaulin Inc.	Reinforced Plastic Tarpaulin	115,200.00
Korea (Rep. Of)	Korea Tarpaulin Inc.	Reinforced Plastic Tarpaulin	107,400.00
Korea (Rep. Of)	Korea Tarpaulin Inc.	Reinforced Plastic Tarpaulin	104,850.00
Korea (Rep. Of)	Korea Tarpaulin Inc.	Reinforced Plastic Tarpaulin	104,850.00
Korea (Rep. Of)	Korea Tarpaulin Inc.	Reinforced Plastic Tarpaulin	89,500.00
Korea (Rep. Of)	Korea Tarpaulin Inc.	Reinforced Plastic Tarpaulin	89,500.00
Korea (Rep. Of)	Puyoung Ind Co Ltd	Multi-purpose Plastic Sheetting	79,254.00
Korea (Rep. Of)	Korea Tarpaulin Inc.	Reinforced Plastic Tarpaulin	71,600.00
Korea (Rep. Of)	Korea Tarpaulin Inc.	Reinforced Plastic Tarpaulin	53,700.00
Korea (Rep. Of)	Korea Tarpaulin Inc.	Reinforced Plastic Tarpaulin	53,700.00
Korea (Rep. Of)	Puyoung Ind Co Ltd	Multi-purpose Plastic Sheetting	52,836.00
Korea (Rep. Of)	Sulea Corporation	Jogging Suits	50,400.00
Korea (Rep. Of)	Es-ko International Inc.	Prefabricated Office	48,600.00
Korea (Rep. Of)	Puyoung Ind Co Ltd	Multi-purpose Plastic Sheetting	44,778.00
Korea (Rep. Of)	Puyoung Ind Co Ltd	Multi-purpose Plastic Sheetting	36,720.00
Korea (Rep. Of)	Korea Tarpaulin Inc.	Reinforced Plastic Tarpaulin	35,800.00
Korea (Rep. Of)	Korea Tarpaulin Inc.	Reinforced Plastic Tarpaulin	35,800.00
Korea (Rep. Of)	Korea Tarpaulin Inc.	Reinforced Plastic Tarpaulin	35,800.00
Korea (Rep. Of)	Korea Tarpaulin Inc.	Reinforced Plastic Tarpaulin	35,800.00
Korea (Rep. Of)	Korea Tarpaulin Inc.	Reinforced Plastic Tarpaulin	35,800.00
Korea (Rep. Of)	Korea Tarpaulin Inc.	Reinforced Plastic Tarpaulin	35,800.00
Korea (Rep. Of)	Korea Tarpaulin Inc.	Reinforced Plastic Tarpaulin	35,800.00
Korea (Rep. Of)	Korea Tarpaulin Inc.	Reinforced Plastic Tarpaulin	35,800.00
Monaco	International Disp. Associa./Ida	Medicines	150,186.00
Netherlands	International Disp. Associa./Ida	Medicines	224,000.00
Netherlands	International Disp. Associa./Ida	Medicines	108,102.00
Netherlands	International Disp. Associa./Ida	Medicines	102,415.00
Netherlands	International Disp. Associa./Ida	Medicines	83,995.00
Netherlands	Csn Card Service Nederland Bv	Id Card	72,727.00
Netherlands	International Disp. Associa./Ida	Medicines	68,460.00
Netherlands	International Disp. Associa./Ida	Medicines	56,247.00
Netherlands	International Disp. Associa./Ida	Medicines	55,770.00
Netherlands	Top Systems Bv	Batteries	52,222.00
Netherlands	International Disp. Associa./Ida	Medicines	45,241.00
Netherlands	Van Vliet Handelsonderneming Bv	Truck Spare Parts /Daf	44,181.00
Netherlands	International Disp. Associa./Ida	Medicines	39,870.00
Netherlands	Melchemie Holland Bv	Insecticides	38,325.00
Netherlands	International Disp. Associa./Ida	Medicines	36,111.00
Netherlands	Santpoort Project Supplies	Electrical Appliances	35,786.00
Norway	Rofi Industries A/S	Fragmentation Blankets	196,520.04
Norway	Rofi Industries A/S	Fragmentation Blankets	157,228.85
Norway	W. Giertsen A/S	Prefabricated Warehouse	148,827.00
Norway	W. Giertsen A/S	Prefabricated Warehouse	118,778.00
Norway	W. Giertsen A/S	Prefabricated Warehouse	109,070.00
Norway	Naps Norway A/S	Solar System	95,729.31
Norway	Naps Norway A/S	Solar System	63,912.75
Norway	Naps Norway A/S	Solar System	37,460.09
Norway	Rofi Industries A/S	Fragmentation Blankets	34,788.96
Norway	W. Giertsen A/S	Prefabricated Warehouse	32,912.00
Norway	Rofi Industries A/S	Fragmentation Blankets	32,562.78

**Major Equipment ordered by Agency during 2001  
(Orders of USD 30,000 or more)**

Agency/Country Procurement	Name of supplier	Description of goods (equipment)	Total Cost (USD)
<b>UNHCR (cont.)</b>			
Oman	M/S Suhail + Saud Bahwan	Toyota Vehicle Spare Parts	62,308.20
Oman	M/S Suhail + Saud Bahwan	Toyota Vehicle Spare Parts	36,843.00
Oman	M/S Suhail + Saud Bahwan	Toyota Vehicle Spare Parts	35,200.50
Pakistan	H.sheikh Noor-ud-din & Sons Ltd	Cotton Canvas Double Fly Tent	1,539,265.00
Pakistan	National Tent House	Cotton Canvas Double Fly Tent	1,016,966.70
Pakistan	H.sheikh Noor-ud-din & Sons Ltd	Cotton Canvas Double Fly Tent	811,260.00
Pakistan	H.sheikh Noor-ud-din & Sons Ltd	Cotton Canvas Double Fly Tent	736,600.00
Pakistan	National Tent House	Cotton Canvas Double Fly Tent	676,690.00
Pakistan	H.sheikh Noor-ud-din & Sons Ltd	Cotton Canvas Double Fly Tent	515,600.00
Pakistan	National Tent House	Cotton Canvas Double Fly Tent	492,812.50
Pakistan	National Tent House	Cotton Canvas Double Fly Tent	332,068.10
Pakistan	M/S Majeed And Sons	Cotton Canvas Double Fly Tent	306,200.00
Pakistan	H.sheikh Noor-ud-din & Sons Ltd	Cotton Canvas Double Fly Tent	294,640.00
Pakistan	H.sheikh Noor-ud-din & Sons Ltd	Cotton Canvas Cloth	235,325.00
Pakistan	National Tent House	Cloth For Women's Clothing	197,020.00
Pakistan	H.sheikh Noor-ud-din & Sons Ltd	Cotton Canvas Double Fly Tent	192,400.00
Pakistan	H.sheikh Noor-ud-din & Sons Ltd	Centre Pole Tent	168,000.00
Pakistan	M/S Majeed And Sons	Cotton Canvas Double Fly Tent	165,348.00
Pakistan	National Tent House	Cotton Canvas Double Fly Tent	151,020.00
Pakistan	National Tent House	Medium Multi Purpose Tents	146,816.76
Pakistan	Sharza International	Cotton Canvas Double Fly Tents	140,050.00
Pakistan	H.sheikh Noor-ud-din & Sons Ltd	Cotton Canvas Doublefly Tent	102,220.00
Pakistan	H.sheikh Noor-ud-din & Sons Ltd	Cotton Canvas Double Fly Tent	88,800.00
Pakistan	National Tent House	Cloth 55pct Polyester/45pct Cotton	87,301.00
Pakistan	National Tent House	Cotton Canvas Double Fly Tent	75,510.00
Pakistan	National Tent House	Cotton Canvas Double Fly Tent	75,510.00
Pakistan	H.sheikh Noor-ud-din & Sons Ltd	Cotton Canvas Double Fly Tent	74,000.00
Pakistan	H.sheikh Noor-ud-din & Sons Ltd	Cotton Canvas Double Fly Tent	74,000.00
Pakistan	H.sheikh Noor-ud-din & Sons Ltd	Cotton Cloth For Sanitary Napkins	62,110.00
Pakistan	H.sheikh Noor-ud-din & Sons Ltd	Cotton Canvas Double Fly Tent	59,200.00
Pakistan	National Tent House	Cotton Cloth For Sanitary Napkins	58,000.00
Pakistan	H.sheikh Noor-ud-din & Sons Ltd	Cotton Cloth For Sanitary Napkins	36,100.00
Senegal	Sosenap	Mats (Synthetic)	57,468.04
Sweden	Biab International	Foam Mattresses	606,462.59
Sweden	Biab International	Foam Mattresses	496,322.24
Sweden	Biab International	Foam Mattresses	116,987.74
Switzerland	Canon (Suisse) Sa	Photocopier	547,333.33
Switzerland	Dell Computer	Dell Optiplex	530,524.39
Switzerland	Dell Computer	Dell Optiplex	159,787.21
Switzerland	Videologic	Sun Server	126,317.26
Switzerland	Torcom Sa	Telecoms Equipment	120,216.05
Switzerland	Dell Computer	Dell Optiplex	102,422.47
Switzerland	Offelec Inform & Trait. Texte	Paper Printing/Writing	102,325.58
Switzerland	Lan Expert	It Equipment	99,831.25
Switzerland	Sun Microsystems (Suisse) Sa	Computer Consumables	97,077.09
Switzerland	Doors Computer Sa	Hp Laserjet Printer + Accessories	96,122.09
Switzerland	Dell Computer	Dell Latitude + Optiplex	90,682.57
Switzerland	Torcom Sa	It Equipment	84,895.00
Switzerland	Dell Computer	Dell Optiplex	79,720.00
Switzerland	Dell Computer	Dell Latitude + Optiplex	78,708.61
Switzerland	N/A	Digital Interface Etc.	71,877.58
Switzerland	Dell Computer	Dell Inspiron	129,680.80
Switzerland	N/A	Printed Forms And Stationery	68,795.17
Switzerland	Doors Computer Sa	Compaq Computers	49,696.07
Switzerland	Disa Sa	Telecoms Equipment	48,222.98
Switzerland	Dell Computer	Dell Optiplex	44,765.81
Switzerland	Doors Computer Sa	Photocopier	43,372.09
Switzerland	Doors Computer Sa	Hp Laserjet Printer + Accessories	43,098.18
Switzerland	Xerox Office Supplies Sa	Compaq Computers	40,537.21
Switzerland	Dell Computer	Dell Latitude + Optiplex	38,285.25
Switzerland	Dell Computer	Dell Workstation Etc	36,791.74
Switzerland	Cws Sa Suisse Romande	Toiletries	33,000.00
Switzerland	Canon (Suisse) Sa	Video Tape Recorder	32,317.67
Switzerland	Information And Telecom Consulting	Modem And Other It Equipment	31,447.27
Thailand	Dialogue Logique (Geneva)	Cement	192,450.00
Thailand	Commonwealth Trading Co. Ltd	Mats	47,500.00

**Major Equipment ordered by Agency during 2001  
(Orders of USD 30,000 or more)**

Agency/Country Procurement	Name of supplier	Description of goods (equipment)	Total Cost (USD)
<b>UNHCR (cont.)</b>			
Thailand	Commonwealth Trading Co. Ltd	Mats	47,500.00
United Kingdom	Codan (Uk) Ltd	Codan Transceiver And Accessories	622,802.92
United Kingdom	Toyota Gibraltar Stockholdings Ltd	Toyota Vehicles	549,811.77
United Kingdom	Toyota Gibraltar Stockholdings Ltd	Toyota Vehicles	425,500.47
United Kingdom	Toyota Gibraltar Stockholdings Ltd	Toyota Vehicles	347,044.51
United Kingdom	Toyota Gibraltar Stockholdings Ltd	Toyota Vehicles	310,396.34
United Kingdom	Codan (Uk) Ltd	Codan Transceiver And Accessories	239,329.02
United Kingdom	Toyota Gibraltar Stockholdings Ltd	Toyota Vehicles	213,565.85
United Kingdom	Toyota Gibraltar Stockholdings Ltd	Toyota Vehicles	211,420.98
United Kingdom	Codan (Uk) Ltd	Codan Transceiver And Accessories	180,121.22
United Kingdom	Toyota Gibraltar Stockholdings Ltd	Toyota Vehicles	179,392.26
United Kingdom	Toyota Gibraltar Stockholdings Ltd	Toyota Vehicles	146,699.08
United Kingdom	Toyota Gibraltar Stockholdings Ltd	Toyota Vehicles	134,317.48
United Kingdom	Toyota Gibraltar Stockholdings Ltd	Toyota Vehicles	116,658.69
United Kingdom	Toyota Gibraltar Stockholdings Ltd	Toyota Vehicles	112,491.08
United Kingdom	Commonwealth Trading Co. Ltd	Toyota Vehicles	108,551.55
United Kingdom	Toyota Gibraltar Stockholdings Ltd	Toyota Vehicles	100,515.19
United Kingdom	Hughes Network Systems Ltd	Insecticides	93,600.00
United Kingdom	Fg Wilson	Dsm Vitamin Fortified	89,368.00
United Kingdom	Toyota Gibraltar Stockholdings Ltd	Toyota Vehicles	78,008.54
United Kingdom	Toyota Gibraltar Stockholdings Ltd	Toyota Vehicles	74,695.75
United Kingdom	Toyota Gibraltar Stockholdings Ltd	Toyota Vehicles	73,769.49
United Kingdom	Toyota Gibraltar Stockholdings Ltd	Toyota Vehicles	71,272.72
United Kingdom	Codan (Uk) Ltd	Codan Transceiver And Accessories	70,263.43
United Kingdom	Broadcrown Limited	Generators	65,178.03
United Kingdom	Hughes Network Systems Ltd	Hughes Dama Station	58,680.00
United Kingdom	Trading Force Ltd	Scout Armoured Vehicle Spare Parts	57,397.98
United Kingdom	Codan (Uk) Ltd	Codan Transceiver And Accessories	57,088.62
United Kingdom	Toyota Gibraltar Stockholdings Ltd	Toyota Vehicles	55,616.88
United Kingdom	Toyota Gibraltar Stockholdings Ltd	Toyota Vehicles	53,080.42
United Kingdom	Global Wireless Communi. Ltd	Telecommunications Equipment	52,980.00
United Kingdom	Tri-med Limited	Semi-collapsible Jerrycan 10l	50,928.83
United Kingdom	Tri-med Limited	Semi-collapsible Jerrycan 10l	50,476.01
United Kingdom	Toyota Gibraltar Stockholdings Ltd	Toyota Vehicles	50,332.56
United Kingdom	Toyota Gibraltar Stockholdings Ltd	Toyota Vehicles	49,714.30
United Kingdom	Toyota Gibraltar Stockholdings Ltd	Toyota Vehicles	47,195.33
United Kingdom	Toyota Gibraltar Stockholdings Ltd	Toyota Vehicles	44,721.37
United Kingdom	Toyota Gibraltar Stockholdings Ltd	Toyota Vehicles	41,694.39
United Kingdom	Global Wireless Communi. Ltd	Telecommunications Equipment	35,571.75
United Kingdom	Toyota Gibraltar Stockholdings Ltd	Telecommunications Equipment	35,127.75
United Kingdom	Toyota Gibraltar Stockholdings Ltd	Toyota Vehicles	35,093.05
United Kingdom	Codan (Uk) Ltd	Codan Transceiver And Accessories	34,863.89
United Kingdom	Evenproducts Limited	Water Pump And Accessories	34,727.86
United Kingdom	Zeneca	N/A	33,618.84
United Kingdom	Tri-med Limited	Codan Transceiver And Accessories	32,735.83
United Kingdom	Toyota Gibraltar Stockholdings Ltd	Toyota Vehicles	76,741.50
USA.	Anacom Inc.	Telecoms Equipment	115,535.00
USA.	Telrad Communications Inc.	Telecoms Equipment	90,851.75
USA.	Precision Dynamics Corporation	Wristband	62,414.56
USA.	Comtech Ef Data	Satellite Modem	60,937.00
USA.	Comtech Ef Data	Satellite Modem	60,937.00
USA.	Comsat Corporation	Telecom Terminal System	53,065.00
USA.	H.d.hudson Manufacturing Company	Insecticide Sprayers	36,766.16
USA.	Telrad Communications Inc.	Telecoms Equipment	34,493.25
<b>UNOG</b>			
Belgium	Aubia SA	Containers Of Iron, Steel Or Aluminium	52,890.00
France	Dynetcom	Equipment And Accessories For Connecting Edp Equipment Into	62,752.00
France	Sillinger SA	Boats, Inflatable	57,403.00
France	Dynetcom	Equipment And Accessories For Connecting Edp Equipment Into	30,518.00
India	National small industries corp. Ltd	Blankets And Travellings Rugs	91,750.00
India	National small industries corp. Ltd	Blankets And Travellings Rugs	55,050.00
Italia	Ferrino & c. spa	Camping Equipment	197,327.00
Italia	Ferrino & c. spa	Camping Equipment	135,316.00
Italia	Mosa divisione della bcs spa	Electric Motors, Generators And The Like	114,481.00
Italia	Metallurgica italo ottinetti srl	Domestic Metal Products	81,144.00
Italia	GMP spa	Pumps, Water	55,075.00

**Major Equipment ordered by Agency during 2001  
(Orders of USD 30,000 or more)**

Agency/Country Procurement	Name of supplier	Description of goods (equipment)	Total Cost (USD)
<b>UNOG (cont.)</b>			
Italia	Futura trade srl	Domestic Metal Products	52,973.00
Russia	Sif ort	Camping Equipment	94,560.00
Switzerland	Dell computer sa	Micri-computers	1,026,667.00
Switzerland	Crivelli & Trabold SA	Fuels, Oils, N.e.c.	216,429.00
Switzerland	Sihl & eika papiers sa	Paper of paperboard n.e.c.,for printing or other graphic purpose	204,000.00
Switzerland	Mds medasys data systems	Micro-computers	201,960.00
Switzerland	Computer barn sa	Micro-computers	135,439.00
Switzerland	Heidelberger druckmaschinen ag	Printing and bookbinding equipment	129,835.00
Switzerland	Newtag	Recording and reproducing apparatus, for sound and video	125,820.00
Switzerland	Dell computer sa	Micri-computers	124,815.00
Switzerland	Crivelli & Trabold SA	Fuels, Oils, N.e.c.	112,485.00
Switzerland	Antalis sa	Paper of paperboard n.e.c.,for printing or other graphic purpose	112,083.00
Switzerland	Dell computer sa	Micri-computers	101,748.00
Switzerland	Dell computer sa	Micri-computers	99,971.00
Switzerland	Perrot sa	Printing and bookbinding equipment	97,576.00
Switzerland	Crivelli & Trabold SA	Fuels, Oils, N.e.c.	97,209.00
Switzerland	Sihl & eika papiers sa	Paper of paperboard n.e.c.,for printing or other graphic purpose	86,944.00
Switzerland	Dell computer sa	Micri-computers	86,237.00
Switzerland	Dell computer sa	Micri-computers	82,738.00
Switzerland	Dell computer sa	Micri-computers	76,372.00
Switzerland	Systor sa	Software licences	76,034.00
Switzerland	Dell computer sa	Micri-computers	68,581.00
Switzerland	Feusier engineering sa	Projection accessories	64,759.00
Switzerland	Dell computer sa	Micri-computers	64,658.00
Switzerland	Dell computer sa	Expansion Cards & Other Add-on Hard Or Firmware	60,667.00
Switzerland	Canon SA	Expendables For Use With Edp Equipment	57,000.00
Switzerland	Newtag	Recording and reproducing apparatus, for sound and video	56,095.00
Switzerland	Sihl & eika papiers sa	Paper of paperboard n.e.c.,for printing or other graphic purpose	55,273.00
Switzerland	Sitag sa	Seats and chairs	53,058.00
Switzerland	Sihl & eika papiers sa	Paper of paperboard n.e.c.,for printing or other graphic purpose	53,023.00
Switzerland	Antalis sa	Paper of paperboard n.e.c.,for printing or other graphic purpose	52,500.00
Switzerland	Dell computer sa	Magnetic media based input/output units, e.g. tape stations, card r	50,010.00
Switzerland	Antalis sa	Paper of paperboard n.e.c.,for printing or other graphic purpose	49,213.00
Switzerland	Sihl & eika papiers sa	Paper of paperboard n.e.c.,for printing or other graphic purpose	46,061.00
Switzerland	Sihl & eika papiers sa	Paper of paperboard n.e.c.,for printing or other graphic purpose	44,186.00
Switzerland	Sihl & eika papiers sa	Toilet tissue stock; miscellaneous other papers	43,428.00
Switzerland	Dell computer sa	Micri-computers	42,008.00
Switzerland	Antalis sa	Paper of paperboard n.e.c.,for printing or other graphic purpose	41,011.00
Switzerland	Canon SA	Expendables For Use With Edp Equipment	40,000.00
Switzerland	Lexmark ltd	Expendables for use with EDP equipment	40,000.00
Switzerland	Mds medasys data systems	Micro-computers	40,000.00
Switzerland	Dell computer sa	Computer display terminals	38,372.00
Switzerland	Canon SA	Expendables For Use With Edp Equipment	38,000.00
Switzerland	Sihl & eika papiers sa	Toilet tissue stock; miscellaneous other papers	35,697.00
Switzerland	Compaq computer sa	Software Application Packages	35,086.00
Switzerland	Dell computer sa	Micri-computers	34,791.00
Switzerland	New technologie ag	Recording and reproducing apparatus, for sound and video	34,600.00
Switzerland	Avexco sa	Recording And Reproducing Apparatus, For Sound And Video	32,727.00
Switzerland	Canon SA	Paints And Varishes And Related Products	30,500.00
Switzerland	Crivelli & Trabold SA	Fuels, Oils, N.e.c.	30,488.00
Switzerland	Dell computer sa	Micri-computers	30,365.00
United Kingdom	Toyota-gibraltar stockholdings ltd	Motor vehicles, passenger, other	78,228.00
United Kingdom	Toyota-gibraltar stockholdings ltd	Motor vehicles, passenger, other	61,463.00
United Kingdom	Monarflex limited	Sanitaryware and plumbing fixtures, plastic	42,005.00
United Kingdom	Canford	Recording and reproducing apparatus, for sound and video	39,493.00
United Kingdom	Toyota-gibraltar stockholdings ltd	Motor vehicles, passenger, other	34,952.00
United Kingdom	Toyota-gibraltar stockholdings ltd	Motor vehicles, passenger, other	31,430.00
USA	Some's uniforms worlwide	Clothing of textile materials	30,000.00
<b>UNOV</b>			
Austria	Mdras Computer Vertriebs Gmbh	Computer Hardware	330,323.17
Austria	Easy Computer Work	Computer Hardware	142,626.75
Austria	Dr. Houska Gmbh	X-Ray machine	80,303.03
Austria	SPP-Handels Gmbh & Co. KG	Computer Hardware & Software	68,485.24
Austria	N/A	Computer Hardware	57,434.78
Austria	Hali Bueromoebel Gmbh	Office furniture	45,167.36
Austria	Articon Information Systems Gmbh		31,948.85



**Major Equipment ordered by Agency during 2001  
(Orders of USD 30,000 or more)**

Agency/Country Procurement	Name of supplier	Description of goods (equipment)	Total Cost (USD)
<b>UNRWA</b>			
Belgium	Mutual Aid Administration Serv	Sugar	503,083.04
Belgium	Melroe Ingersoll Rand	Vehicles	50,704.55
Belgium	Volvo Europa Truck N.v., Parts	Volvo, Trucks And Buses	30,206.73
Bulgaria	Marketing - V Ltd	Oils	167,760.00
Canada	Saskatchewan Wheat Pool	Pulses	439,042.40
Cyprus	Remedica Ltd.	Antibacterial Drugs	109,191.32
Cyprus	Remedica Ltd.	Drugs Acting On Cardiovascular Syst	68,277.00
Cyprus	Rimal Publications	Misc. Non-cat. Ref. & Library Books	50,499.46
Denmark	Novo-nordisk A/S	Drugs And Chemicals	1,244,094.94
Denmark	Denka Scandinavia Ltd.	Flour	540,671.00
Denmark	Unicef Supply Division	Drugs And Chemicals	45,628.00
Denmark	Iapso	Vehicles	37,747.58
Denmark	Missionpharma International	Cold Chain	31,042.75
Egypt	Egyptian Traders	Rice	961,141.14
Egypt	Egyptian Inter. Publishing Co.	Misc. Non-cat. Text Books	185,499.00
Egypt	Egyptian Int'l Pharm Ind Co. E	Drugs Acting On The Gastro Intestin	75,626.00
Egypt	Egyptian Int'l Pharm Ind Co. E	Drugs Acting On The Skin.	74,563.20
France	Siepa	Flour	4,466,599.88
France	Samson Cherqui Sa	Pulses	68,061.22
Germany	Zuckerhandelsunion Gmbh	Sugar	811,221.65
Germany	Landre Papierwaren Gmbh	Exercise Books	54,097.22
Germany	Human Ges. Biochemica & Diagno	Laboratory Chemicals And Diagnostic	30,604.14
Gibraltar	Toyota Gibraltar Stockholding	Vehicles	35,595.60
Hungary	Egis Pharmaceuticals Ltd.	Drugs Acting On Cardiovascular Syst	31,920.00
Israel	Union Motors Ltd.	Vehicles	270,721.03
Israel	Sigma Motors Ltd.	Vehicles	262,966.35
Israel	Pacific Auto Importers Ltd	Vehicles	113,414.63
Israel	Advanced Network Communicatins	Computer Software	44,888.00
Israel	Sonol Israel Co.	Gas Oil	38,700.00
Israel	Haj Bader El-jubeh	Cleaning Supplies	37,225.78
Israel	Paz Oil Co	Gas Oil	34,324.25
Israel	Brotim Marketing (1984) Ltd.	Timber & Construction Supplies	33,863.99
Italy	Grandi Molini Italiani	Flour	292,730.00
Italy	Fiat Auto S.p.a.	Vehicles	255,600.00
Italy	Intertrade Int'l. Services S.r	Office Stationery	36,036.05
Japan	Tomen Corporation	Rice	2,467,160.00
Japan	RISSOH KOSSEI-KAI	Misc. Non-cat. Supplies	251,391.67
Japan	Rissho Kosei - KAI	Misc.-office Stationary	130,000.00
Japan	Toyota Motor Corporation	Vehicles	43,674.44
Jordan	Ministry Of Education	Misc. Non-cat. Text Books	1,704,016.49
Jordan	Arab Australia Dairy Goods & P	Whole Milk	428,400.00
Jordan	STS- Specialized Technical Ser	Equipment Computer	218,250.00
Jordan	United Pharmaceutical Mfg. Co.	Drugs Acting On Cardiovascular Syst	167,296.75
Jordan	STS- Specialized Technical Ser	Computer Software	127,788.81
Jordan	Jordan Medical Supplies & Serv	Equipment Medical And Physiotherapy	104,683.20
Jordan	Arab Pharmaceutical Mfg. Co. L	Drugs Acting On The Gastro Intestin	80,997.70
Jordan	Jordan Petroleum Refinery Co.	Benzine	72,363.39
Jordan	Ministry Of Health - Jordan	Vaccines And Immunological Products	66,150.00
Jordan	Glaxo Wellcome Export Limited	Drugs And Chemicals	58,273.00
Jordan	Khalil Omar Abu Kwaik Carpentr	Furniture	50,122.90
Jordan	The American Embassy	Equipment Computer	34,340.00
Jordan	Ram Pharmaceuticals	Antibacterial Drugs	33,369.00
Jordan	UNICEF (Amman)	Vaccines And Immunological Products	31,738.50
Jordan	Jordan Petroleum Refinery Co.	Gas Oil	31,114.30
Lebanon	Amine Aour Middle East Foods S	Whole Milk	607,813.05
Lebanon	Lebanese Publishers Co. S.a.r.	Misc. Non-cat. Text Books	539,929.88
Lebanon	Ste' 'Edit. Educ. Libanaise Sa	Misc. Non-cat. Text Books	250,462.80
Lebanon	Alwan Stationary and Library	Office Stationery	129,262.00

**Major Equipment ordered by Agency during 2001  
(Orders of USD 30,000 or more)**

Agency/Country Procurement	Name of supplier	Description of goods (equipment)	Total Cost (USD)
<b>UNRWA (cont.)</b>			
Lebanon	Secondary Publication Co.	Misc. Non-cat. Text Books	90,077.32
Lebanon	Computer Information Systems S	Equipment Computer	55,290.00
Lebanon	K. Fleifel Ind. Co. Sarl	Furniture	30,080.00
Malaysia	Hovid Sdn Bhd	Antibacterial Drugs	551,339.85
Malaysia	Hovid Sdn Bhd	Drugs Used In Rheu.dise.gout & Mig.	33,829.80
Netherlands	Hoogwegt Int. Bv	Whole Milk	3,961,636.93
Netherlands	Limako Suiker Bv	Sugar	2,358,270.17
Netherlands	Aoh Algemene Oliehandel	Oils	1,299,705.41
Netherlands	Imres	Hospital Sundries.	97,065.00
Netherlands	International Procurement Agen	Equipment Domestic (Household)	55,080.00
Netherlands	The Medical Export Group	Equipment Medical And Physiotherapy	41,616.00
Netherlands	Freetime	Handicraft Supplies	30,232.35
Norway	W. Giertsen A/S	Equipment Warehousing, Tarpulins	104,395.60
Pakistan	Ghaffar Corporation	Rice	836,873.13
Palestine	Palestinian Flour Mills Co.	Flour	4,346,004.00
Palestine	Al Bader Flour Mills	Flour	2,333,483.84
Palestine	Gaza Local Community	Misc. Non-cat. Text Books	1,628,813.90
Palestine	Intermed	Equipment Medical And Physiotherapy	387,792.83
Palestine	Palestinian Authority	Misc. Non-cat. Text Books	382,090.12
Palestine	Zant Co. For Medical Supplies	Equipment Medical And Physiotherapy	299,827.19
Palestine	Lemix	Equipment Medical And Physiotherapy	293,941.62
Palestine	Hussain Subaih Sons Co.	Olive Oil	283,327.37
Palestine	Cpu	Furniture	236,113.50
Palestine	Palestinian Tractor & Equipmen	Equipment	202,239.18
Palestine	Technicomp Hardware & Software	Equipment Computer	195,186.53
Palestine	Miscellaneous	Misc.-timber	187,593.03
Palestine	Palestinian Petroluem Corporat	Misc.-gas Oil	183,077.85
Palestine	International Drug Store Co. L	Misc. Non-cat. Medical Supplies	173,687.93
Palestine	Ma'ayeh Manufacturing Co.	Furniture	155,777.59
Palestine	Ministry Of Education, Gaza	Misc. Non-cat. Text Books	112,276.00
Palestine	Intermed	Misc.-contrast Media	112,117.34
Palestine	Mohammad Sa'id Hasan Shehada	Supplemental And Fresh Food	111,188.46
Palestine	Jerusalem Pharmaceuticals Co.	Drugs Acting On Infections.	104,930.00
Palestine	El-haj Ishaq Amassi Sons Co.	Misc. Non-cat. Supplies	99,161.06
Palestine	Physiomedic	Equipment Medical And Physiotherapy	98,699.27
Palestine	Sport King	Misc.-sport Clothing	94,525.55
Palestine	Nablus Dent	Equipment Dental	71,687.05
Palestine	Computer & Communication Syste	Equipment Computer	71,329.75
Palestine	Gaza Local Community	Equipment Office	67,351.00
Palestine	Maktab Al-jameat	Misc. Non-cat. Ref. & Library Books	65,366.70
Palestine	Al Mashharawi For Indust. & Tr	Misc.-sundry Supplies	61,993.29
Palestine	International Drug Store Co. L	Drugs Acting On The Gastro Intestin	57,743.91
Palestine	Ramco	Equipment Medical And Physiotherapy	57,272.73
Palestine	Communication & Advanced Techn	Equipment Computer	51,716.11
Palestine	Mediquip	Misc.-contrast Media	49,529.81
Palestine	Zant Co. For Medical Supplies	Kits And Reagents.	46,307.97
Palestine	Al-nahda Bookshop	Misc.-office Stationary	42,850.75
Palestine	Avicenna Drugstore Co Ltd	Drugs Acting On The Endocrine Sys.&	41,971.97
Palestine	Pna-ministry Of Education	Misc. Non-cat. Text Books	40,196.44
Palestine	Chempal Co. For General Tradin	Equipment Ventillation And Aircond.	39,373.33
Palestine	Sultan Co. For Electronic Equi	Equipment Office	38,911.01
Palestine	Ministry Of Health - Pal. Auth	Vaccines And Immunological Products	38,169.00
Palestine	Lemix	Misc.-contrast Media	38,030.71
Palestine	Intermed Company	Equipment Ventillation And Aircond.	37,503.51
Palestine	Dajani Company	Furniture	37,025.63
Palestine	Local Community In West Bank	Equipment Medical And Physiotherapy	37,000.00
Palestine	El-nasr Tiles Factory	Misc. Non-cat. Supplies	34,792.41
Palestine	Rabah Plastic Co	Misc.-sundry Supplies	32,124.11
Palestine	Zant Co. For Medical Supplies	Disposable Syringes Needles Cannula	31,466.28
Portugal	Sardipova Produtos Alimentare	Sardines	1,067,856.75
Sweden	Volvo Truck Corporation	Vehicles	50,259.62
Syrian Arab Rep.	General Est.for Printed & Txt	Misc. Non-cat. Text Books	264,682.07
Syrian Arab Rep.	Al-raed For Office Equipment	Misc.-office Stationary	41,484.44
Syrian Arab Rep.	Unicef- (Syria)	Equipment Photographic And Audio	40,987.83

**Major Equipment ordered by Agency during 2001**  
(Orders of USD 30,000 or more)

Agency/Country Procurement	Name of supplier	Description of goods (equipment)	Total Cost (USD)
<b>UNRWA (cont.)</b>			
Syrian Arab Rep.	Mahrokat (Government)	Benzine	30,891.30
Terr. of Hong Kong	Karim's International	Oils	1,171,450.00
Terr. of Hong Kong	Karim's International	Pulses	221,615.00
Turkey	Eksun Gida San. Ve Tic. Ltd	Flour	2,135,280.00
Turkey	Arbel	Oils	1,046,693.60
Turkey	Eskim Dis Ticaret A.s.	Flour	769,750.85
Turkey	Mersin Un Sanayi Ve Ticaret Lt	Flour	732,000.00
Turkey	Arpas	Blankets	514,625.00
Turkey	Arbel	Pulses	275,400.00
Turkey	Arbel	Flour	94,500.00
Turkey	Arbel	Rice	51,000.00
United Arab Emirates	Gulf Pharmaceutical Industries	Drugs Acting On The Gastro Intestin	317,052.18
United Kingdom	Maviga Uk Ltd.	Pulses	77,535.93
United Kingdom	Optimum (Uk) Ltd.	Equipment Medical And Physiotherapy	44,739.44
United Kingdom	Seton Scholl Healthcare	Topical Preparations.	37,699.57
United Kingdom	H.t.s. Development Limited	Drugs Acting On The Endocrine Sys.&	30,507.25
USA	Planson International Corporat	Equipment Computer	52,065.00
<b>WMO</b>			
Brazil	Engesat Imagens de Satélite	Provision of the georeferenced digital satellite imageries	182,200.00
Canada	Info-Electronics Systems	TV presentation system	194,000.00
France	Meteo France	Upgrading and Modernizing the Libyan Meteorological Departmen	624,200.00
France	Sofreavia	Meteorological telecommunication and visualisation	85,320.00
Germany	Gematronik GmbH	C-band Meteorological Radar	2,007,770.00
Japan	Toyota Motor Corporation	Vehicles	85,230.00
Mexico	Planeacion de Empresas por Computador	Computer equipment	34,320.00
The Netherlands	Santpoort Project Supplies	Computer equipment	33,931.00
United Arab Emirates	Bayanat Data Processing Systems	Communication equipment	74,480.00
United Arab Emirates	Online Systems Organization	Interactive Voice Response Systems	41,010.00
United Kingdom	Casella CEL Limited	Automatic Weather Stations	74,316.00
USA	Enterprise Electronics Corporation	Mobile C-Band Doppler Weather Surveillance Radar	1,636,170.00
USA	Vaisala Inc.	Automatic Weather Stations	104,000.00
USA	Enterprise Electronics Corporation	Hardware and software for meteorological radars	72,630.00
USA	Belfort Instrument Company	Meteorological instruments	52,500.00
USA	Scientific Sales, Inc.	Meteorological instruments	32,940.00
USA	Qualimetrics Inc.	Spare parts for meteorological observing system	31,750.00

**Major Subcontracts placed by Agency during 2001  
(Orders of USD 30,000 or more)**

Agency/Country Procurement	Name of supplier	Description of goods (equipment)	Total Cost (USD)
<b>ECA</b>			
Botswana	Botswana Institute For Development Policy	Consultancy Services	36,450.00
Cameroon	Temel Linguatec	Consultancy Services	52,886.50
Canada	Belllanet International Development Research	Consultancy Services	58,000.00
Ethiopia	Asian Brown Boveri	Electomecahincal operation & maintenance	360,000.00
Ethiopia	Misac General Contractor	Renovation and maintenance of buildings	137,361.98
Ethiopia	Sam Construction	Aluminum and gypsum work	61,779.73
Ethiopia	Elmi Olindo & Co	Renovation and maintenance of buildings	54,588.28
Ethiopia	Simba Plc	Cleaning and janitorial services	52,188.56
Ethiopia	Elmecom Plc	Renovation and maintenance of buildings	47,825.83
Ethiopia	Pasqua Giusseppe	Aluminum and gypsum work	47,760.48
Ethiopia	Ict Africa Plc	Consultancy Services	45,414.00
Ghana	Ghana Center For Democratic Development	Consultancy Services	38,024.70
Italy	Veba System S.r.l	Renovation and maintenance of buildings	802,000.00
Malawi	Institution For Democracy In South Africa	Consultancy Services	65,705.13
Mali	Knoic Enterprise	Consultancy Services	36,760.00
Nigeria	Development Policy Center	Consultancy Services	120,340.00
United Kingdom	The Event Organization	Consultancy Services	145,451.00
USA	United Nations Head Quarters	Insurance Premium	506,938.54
USA	Communication Development Inc.	Consultancy Services	90,000.00
USA	Develop Political Science & Public Adm.	Consultancy Services	38,336.50
USA	Bruce Ross Larson	Consultancy Services	34,995.00
<b>ECLAC</b>			
Chile	Wackenhut Mant. Integral S.a.	Cleaning Services	162,203.51
Chile	Sonda S.a.	Computer Hardware Maintenance And Repair	72,266.74
Chile	Logica S.a.	Computer Software And Hardware Support	59,600.00
Chile	Imac Ltda.	Heating/Cooling Maintenance	44,359.80
Chile	Maria De Jesus Irene Quijada Beraud	Gardening Services	42,719.30
Chile	Wackenhut Chile S.a.	Security Services	40,896.49
Chile	Ingenieria Electrica Azeta Ltda.	Construction Services N.e.c.	37,037.04
Chile	Productora Grafica Andros Ltda.	Printing Services	35,966.19
Japan	Cannon Chile S.a.	Photocopy Leasing	70,000.00
USA	Xerox Chile S.a.	Photocopy Leasing	137,568.09
USA	Global One Communications S.a.	Internet Services	75,556.40
<b>ESCAP</b>			
Singapore	Singapore Maritime Academy	Consultancy Services On Transport, Communication & Tourism	38,000.00
Sweden	Sector For International Maternal & Child Health	Consultancy Services And Child Health	49,500.00
Thailand	Otis Elevator Co.(thailand) Ltd.	Upgrading Of Elevators/Escalators System	856,983.00
Thailand	Johnson Controls (Thailand) Co., Ltd.	Upgrading Of Air Conditioning System	677,620.00
Thailand	Guts Investigation Co.,Ltd.	Security Services	80,662.00
Thailand	Adecco Phaholyothin Recruitment Ltd.	Outsourced Personnel Services	50,674.00
Thailand	Internet Thailand Co.,Ltd.	Internet Service Provision	49,013.00
Thailand	Loxley Public Co., Ltd.	Telephone System Maintenance	37,443.00
Thailand	Communication Authority Of Thailand	Rental Of Communication Circuit	34,233.00
<b>ESCWA</b>			
Lebanon	Solidere	Operation & Maintenance Services for UN House	383,323.00
Lebanon	Starmanship & Associates	Outsourcing office support	223,268.00
Lebanon	Perfect Clean Abou Chebl & Co.	Cleaning Services	185,601.00
Lebanon	Future Security Company S.a.l.	Security Services	181,565.00
Lebanon	Management Plus S.a.r.l.	Outsourcing office support	68,161.82
Lebanon	Assiyana Sarl	Cleaning Services	64,000.00
Lebanon	Securitas	Provision of Security services at the UN House	58,006.51
Lebanon	Albert Abela Sal	Catering Services	30,096.10

**Major Subcontracts placed by Agency during 2001  
(Orders of USD 30,000 or more)**

Agency/Country Procurement	Name of supplier	Description of goods (equipment)	Total Cost (USD)
<b>FAO</b>			
Belgium	Sita	Global Telecomms Service	393,000.00
Belgium	Sita	Global Telecomms Service	392,880.00
Belgium	Sita	Global Telecomms Service	350,000.00
Belgium	Sita	Global Telecomms Service	55,900.00
Belgium	Sita	Internet Frame Relay	48,540.00
Bulgaria	Air Mizia	Iraq Aerial Control Of Crop Pests	170,000.00
Canada	Spatial Knowledge Engineering Inc	Information Management Services	30,850.00
China	Hangzhou Southeast Refrigeration	Vegetable Fresh Keeping Plan	55,514.76
Finland	Ekokem Oy Ab	Professional Services	1,175,965.50
Finland	Ekokem Oy Ab	Professional Services	1,015,057.25
France	Cour Des Comptes	External Audit Fees For 2000-2001 Biennium	415,229.00
Germany	Gfa Terra Systems Gmbh	Contract No. Tf/Kos/Wb/Cpa 97552-2000/Tcor	890,000.00
Iran	Gyah Bazr Alvand Corp	Construction Of Fie Greenhouses In Iran	122,529.82
Italy	Corpssoft Srl	Microsoft Licenses (Lar)	1,256,767.06
Italy	Oracle Italia Srl	Licence To Use And Main	1,204,706.15
Italy	Harpa Italia Srl	Acquisition Of Additional Hp Eq	1,193,002.87
Italy	Pulicoop Scarl	Regular Cleaning	530,175.29
Italy	Higienia Srl	Regular Claeaning Service Period .	465,190.96
Italy	Oracle Italia Srl	Licence To Use And Maintenance Of Oracle So	245,196.32
Italy	Hewlett Packard Italiana Spa	Hewkett Packard Hardware Maintenance/Softw	244,621.36
Italy	A.t.i. Sdi Srl- Ponteggi Tubolari Spa	Rental Of Prefabricated Structure For Temporar	228,365.30
Italy	Cap Gemini Ernst & Young Italia Spa	System Devel.ass.o	204,875.46
Italy	Xerox Noleggi Spa	Xerox Noleggi-photocopying Services For Y	202,137.13
Italy	Pulicoop Scarl	Portering Service To Pouch (Afsi)	187,458.23
Italy	Ibm Italia Spa- Filiale Di Roma	Lease Of Ibm Software	187,344.62
Italy	Pulicoop Scarl	Regular Cleaning Service	178,409.09
Italy	Corpssoft Srl	Microsoft Licenses For 2001	137,488.54
Italy	Contec Servizi Srl	Running And Maintenance Of Air-wo	137,280.02
Italy	Higienia Srl	Regular Cleaning Services	136,159.09
Italy	Contec Servizi Srl	Running And Maintenance Of A/C	131,854.61
Italy	Mci Worldcom Spa	Fao Internet Connectivity Services	129,228.00
Italy	Pulicoop Scarl	Professional Services	125,454.55
Italy	Pulicoop Scarl	Portering Service Afsi	125,445.53
Italy	Global One Communications Spa	Global One Communication	124,972.16
Italy	Canon Italia Spa	Purchase, Installation And Maintena	116,371.36
Italy	Xerox Noleggi Spa	Contract No. Gf/Hqqr/Cpa 96045-2001/Gicm	115,605.98
Italy	Sdi Srl	Rental Of Catering Marquee	112,318.42
Italy	Softlab Spa	Assistance In The Development And M	110,669.34
Italy	Cap Gemini Ernst & Young Italia Spa	Technical And Functional	108,128.71
Italy	Cap Gemini Ernst & Young Italia Spa	Technical And Functiona	108,128.71
Italy	Mci Worldcom Spa	Long Distance Telephone Calls	108,000.00
Italy	Safe Antincendi Srl	Installation Of Automatic Fire Exti	107,583.95
Italy	Computer Associates Spa	Maintenance Of Computer Associates Softwar	104,899.77
Italy	Cap Gemini Ernst & Young Italia Spa	System Development Assistance For	104,230.39
Italy	Teach It Ltd	Computer Training For The Organization's End	102,960.00
Italy	Softlab Spa	Systems Development.	100,397.06
Italy	Mitsa Srl	Water Treatment Of Heating/Coolin	99,907.19
Italy	Cap Gemini Ernst & Young Italia Spa	Gemini Spa	99,336.32
Italy	Sinter & Net Spa	Systems Development Ass	97,500.00
Italy	Xerox Spa	Rental Of Duplicating System	92,880.05
Italy	Pulicoop Scarl	Portering Services To Archives	90,888.84
Italy	Infostrada Spa	Long Distance Telephone Calls	90,000.00
Italy	Contec Servizi Srl	Ordinary Maintenance Works	90,000.00
Italy	Softlab Spa	Systems Developmen	89,543.33
Italy	Saemi Srl	Maintenance Of Electrical And Ant	89,268.70
Italy	Contec Servizi Srl	Ordinary Maintenance Works	88,699.91
Italy	Sdi Srl	Noleggio Di Un Catering Marque	82,729.94
Italy	Sinter & Net Spa	Systems Development Assistance	76,000.00
Italy	Colt Telecom Spa	Fao Internet Connectivity Services	73,354.00
Italy	Softlab Spa	Systems Development Assistance For Various O	72,245.18
Italy	Cap Gemini Ernst & Young Italia Spa	Systems Development Assistance	72,128.27
Italy	Asg Srl	Systems Development Assistance For Vaious O	70,549.28
Italy	Ibm Italia Spa- Filiale Di Roma	Maintenance Of Ibm Equipment	70,259.46

**Major Subcontracts placed by Agency during 2001  
(Orders of USD 30,000 or more)**

Agency/Country Procurement	Name of supplier	Description of goods (equipment)	Total Cost (USD)
<b>FAO (cont.)</b>			
Italy	Edisco Srl	Assistance In The Development And Ma	69,845.84
Italy	Telespazio Spa	Provision Of Communications Ser	69,830.00
Italy	Ericsson Enterprise Spa	Supply Installation And Maintenance Of A Pab	68,372.31
Italy	Contec Servizi Srl	Ordinary Maintenance Works	68,370.13
Italy	Edisco Srl	Assistance In The Development	67,869.61
Italy	Kone Spa	Maintenance Of Lifts And Electro-contract	67,673.30
Italy	Softlab Spa	Systems Development	67,603.89
Italy	Distributex Srl	Regeneration Of Empt Toner Cartridges	67,278.28
Italy	Sinter & Net Spa	2000/Afis-sinter&Net	67,200.00
Italy	Cap Gemini Ernst & Young Italia Spa	Systems Development Assistance For V	63,727.33
Italy	Contec Servizi Srl	Ordinary Maintenance Works	63,453.86
Italy	Ericsson Enterprise Spa	Supply, Installation And Maintena	63,430.43
Italy	A.t.i. Sdi Srl- Ponteggi Tubolari Spa	Rental Of Temporary Structures For	60,945.59
Italy	Microsoft Srl	Microsoft Alliance Premium Support	60,463.01
Italy	Pricewaterhousecoopers Spa	Professional Services	59,785.75
Italy	Ikonos Sas	Computer Training For The Orga	59,000.00
Italy	Cargosped International Srl	Handling Of The Organization's O	56,534.42
Italy	Xerox Noleggi Spa	Rental Of Rank Xerox Duplicatin	55,621.18
Italy	Pulicoop Scarl	Portering Service Afsp	54,588.73
Italy	Proge Software Srl	Assistance In The Development A	53,993.22
Italy	Ibm Italia Spa- Filiale Di Roma	Disaster Recovery Services (Ii)	53,965.25
Italy	Asg Srl	Systems Development Ass	53,807.66
Italy	Xerox Noleggi Spa	Contract No. Gf/Hqr/Cpa 96058-2001/Gicm	53,232.20
Italy	Itel Srl	Assistance In The Development A	52,468.83
Italy	Software Spectrum	Symantec Glp Reseller	51,445.50
Italy	Softlab Spa	Systems Development Ass	51,047.84
Italy	Sinter & Net Spa	Systems Development Assistanc	51,000.00
Italy	Ciccolessi Massimo	Maintenance Of A/C System In Th	50,883.66
Italy	Pulicoop Scarl	Portering Service Afsi	49,334.32
Italy	Proge Software Srl	Assistance In The Development And	49,316.84
Italy	Softlab Spa	Assistance In The Development And	48,547.87
Italy	Proge Software Srl	Assistance In The Develop	47,828.60
Italy	Softlab Spa	Systems Development Ass	46,908.82
Italy	Cap Gemini Ernst & Young Italia Spa	Systems Development Assistance	46,199.42
Italy	Contec Servizi Srl	Ordinary Maintenance Works	46,000.00
Italy	Edisco Srl	Assistance In The Development And M	45,535.88
Italy	Elea Spa	Computer Training For The Organizations End	45,491.76
Italy	Global One Communications Spa	Long Distance Telephone Calls	45,000.00
Italy	Global One Communications Spa	Global One Communications (Equant)	45,000.00
Italy	Terma Srl	Assistance In The Development And M	44,545.45
Italy	Flyer Communication -	External National Trade Data-reading And Da	44,145.67
Italy	Contec Servizi Srl	Ordinary Maintenance Works	43,534.13
Italy	Mci Worldcom Spa	National (Italian) Internet Conne	43,371.00
Italy	Hts Italia Spa	Roller Towel Distribution And Entr	43,314.21
Italy	Asg Srl	Systems Develop. Assitance For	42,255.56
Italy	Contec Servizi Srl	Ordinary Maintenance Works	40,964.59
Italy	Ois Spa	Assistance In The Develo	40,521.02
Italy	Getronics Solutions Italia Spa	Assistance In The Development And M	38,514.65
Italy	Ecosystem Spe Srl	Waterproofing Of Atrium Ceilin	38,195.99
Italy	Asg Srl	Systems Development Assistance	37,483.61
Italy	Contec Servizi Srl	Ordinary Maintenance Works	37,364.58
Italy	Contec Servizi	Ordinary Maintenance Works	36,859.83
Italy	Proge Software Srl	Assistance In The Development A	36,809.29
Italy	Contec Servizi	Ordinary Maintenance Works	36,572.88
Italy	Edisco Srl	Professional Services	35,978.37
Italy	Bertello Spa	Maintenance Of Rotary Filing Mac	35,863.86
Italy	Softlab Spa	Systems Development Assistanc	34,177.29
Italy	Elea Spa	To Convert Outstanding Balance Of Po94311	34,077.88
Italy	Contec Servizi Srl	Ordinary Maintenance Works	33,809.64
Italy	Softlab Spa	Systems Develop. Assistance Fo	33,569.70
Italy	Getronics Solutions Italia Spa	Assistance In The Development An	33,522.55
Italy	Pulicoop Scarl	Portering Service To Afsp	33,332.80
Italy	Cap Gemini Ernst & Young Italia Spa	Systems Development Assistance	32,877.89
Italy	Omnitel Pronto Italia Spa	Mobile Telephony Services	32,727.27
Italy	Cap Gemini Ernst & Young Italia Spa	Systems Development A	32,695.24
Italy	Contec Servizi Srl	Ordinary Maintenance Wo	32,375.85
Italy	Omnitel Pronto Italia Spa	Mobile Telephony Services	32,365.25
Italy	Softlab Spa	Systems Development Assistance	31,732.44
Italy	Xpedite Systems Srl	Messaging Services And Software	31,656.73
Italy	Softlab Spa	Systems Development Assistance	31,387.52
Italy	Softlab Spa	Systems Development Assistanc	31,329.19

**Major Subcontracts placed by Agency during 2001  
(Orders of USD 30,000 or more)**

Agency/Country Procurement	Name of supplier	Description of goods (equipment)	Total Cost (USD)
<b>FAO (cont.)</b>			
Italy	Gartner Italia Srl	Itc Advisory Serives	31,184.33
Italy	Softlab Spa	Professional Services	31,128.55
Italy	Proge Software Srl	Assistance In The Development A	30,978.56
Italy	Asg Srl	Systems Development Assistan	30,826.17
Italy	Coase, Consorzio Aziende Servizi Europeo	Garbage Collection	30,769.66
Italy	Corpssoft Srl	Microsoft Licenses For 2001	30,602.00
Italy	Serco Srl	Assistance In Development And Maintenance.	30,053.45
Lebanon	La Miason De L'agriculteur	Developpement Integred.	34,000.00
Mali	Sedima	Fournitures Et Instattoin Des Equip.	80,019.33
Mexico	Proinfra Sa	Supervision Y Asesoramento De Lo	232,097.90
Mexico	Proinfra Sa	Rlcr-asesoramiento,Supervision Y Seguimiento A	211,347.65
Mexico	Altec Construcciones Sa De Cv	Diseno, Construccion Equipamiento	115,358.53
Mexico	Consortio Inteligencia Tecnologica	El Sistema De Captura De Informacion	45,700.00
Morocco	Infotrope Sa	Purchase Of Computer Hardware And Software	79,903.03
Senegal	Intn'l. Construction Travaux Public	Rehabilitation Des Locaux Devant A	66,113.62
Switzerland	Kpmg Fides	Staffing Reviews	298,181.82
Tunisia	Societe De Travaux Hydrauliques Et Routes	Tun - Creation Dún Lac Collinarie	120,696.43
Tunisia	La Societe Tunisienne De Lélectricite	Electrification Des Foyers	77,071.43
United Kingdom	Shanks Chemical Services Ltd	Disposal Of Buried Toxic Waste	355,000.00
United Kingdom	Wren Media	Communication Of Angr And Empres Issu	68,329.00
United Kingdom	Natural Resources International	Preparation Of A Livestock	61,963.76
United Kingdom	Marsh Uk Ltd	Fidelity Guarantee Insurance	50,800.00
United Kingdom	Marsh Uk Ltd	Public Liability/Contingent Third	35,698.00
United Kingdom	Marsh Uk Ltd	Liability/Contingent Third	33,956.00
USA	Georgia Technology Research Corp	Development Of A Water Resources Management	396,416.00
USA	Hugh Wood Inc	Cargo Insurance	262,848.72
USA	Cgnet Services International	Information Technology And Wid	200,000.00
USA	Cgnet Services International	Information Technology And Wide Are Network	105,300.00
USA	Cgnet Services International	Information Technology And Wide Are Network	103,500.00
USA	Hugh Wood Inc	Cargo Insurance	75,000.00
USA	Hugh Wood Inc	Cargo Insurance	75,000.00
USA	Pointe Technologies, Inc	Atlas Travel System Maintenanc	43,870.00
Zimbabwe	Agricair (Pvt) Ltd	Realisation De Traitements Anti-acridiens	38,500.00
<b>IAEA</b>			
Chile	Corporacion Para Apoyo De La Investigacion	Services, Sample Analysis	36,000.00
Czech Republic	Nuclear Research Institute Rez Plc	Services, Engineering Design	50,000.00
South Africa	Necsa	Services, Waste Conditioning	260,775.74
South Africa	Necsa	Services, Training	45,429.00
South Africa	Necsa	Services, Training	39,983.75
Switzerland	Institute Of Food Sciences	Services, Sample Analysis	43,574.00
USA	Sri International	Services, Training	79,693.00
<b>ICAO</b>			
Brazil	Local Purchase	Personnel Services	1,214,494.00
Brazil	Local Purchase	Personnel Services	442,900.00
Brazil	Local Purchase	Development of Computer System	181,176.00
Brazil	Local Purchase	Personnel Services	115,717.00
Brazil	Local Purchase	Personnel Services	107,277.00
Brazil	Local Purchase	Training Courses	61,211.00
Brazil	Local Purchase	Creating web site	47,556.00
Canada	AON Reed Stenhouse	Insurance	93,625.00
Dominican Reput	Local Purchase	Maintenance & Repair Services	220,000.00
Dominican Reput	Local Purchase	Airsys Radar Specialist	38,336.00

**Major Subcontracts placed by Agency during 2001**  
(Orders of USD 30,000 or more)

Agency/Country Procurement	Name of supplier	Description of goods (equipment)	Total Cost (USD)
<b>ICAO (cont.)</b>			
Somalia	Local Purchase	Office Rental	40,300.00
<b>ILO</b>			
Bangladesh	Bangladesh Rural Advancement Committee	Social Aspects	614,000.00
Bangladesh	Society for Social Service	Social Aspects	359,936.00
Bangladesh	Chhinnamukul Bangladesh	Social Aspects	354,735.00
Bangladesh	Eco-Social Development Organization	Social Aspects	244,750.00
Bangladesh	Bureau of Statistics	Social Aspects	234,430.00
Bangladesh	Sociial Advancement Through Unity	Social Aspects	159,254.00
Bangladesh	Light House	Social Aspects	146,923.00
Bangladesh	Setu-Human Resource Development Organizaiton	Social Aspects	123,457.00
Bangladesh	Association for Social Activities	Social Aspects	121,273.00
Bangladesh	Bangladesh Development Service Center	Social Aspects	108,958.00
Bangladesh	Shoishab Bangladesh	Social Aspects	86,520.00
Bangladesh	Society for Underprivileged Families	Social Aspects	74,363.00
Bangladesh	Social and Economic Enhancement Programme	Social Aspects	71,609.00
Bangladesh	Neri-Maitree	Social Aspects	69,803.00
Bangladesh	Bangladesh Nation al Women and Children Affairs	Social Aspects	62,830.00
Bangladesh	Society for Environment Pollution Control	Social Aspects	61,369.00
Bangladesh	Organization for Social Development & Research	Social Aspects	56,721.00
Bangladesh	Surjamukhi Mohila Samaj Kalyan Sangstha	Social Aspects	55,888.00
Bangladesh	Palli Mongol Karmosuchi	Social Aspects	52,978.00
Bangladesh	Bangladesh Extension Education Services	Social Aspects	50,888.00
Bangladesh	Centre for Development Services	Social Aspects	49,818.00
Bangladesh	CARITAS	Social Aspects	46,556.00
Bangladesh	United Development linitatives for Programmed Ac	Social Aspects	40,412.00
Bangladesh	Micro Institute of Technology	Social Aspects	35,968.00
Bangladesh	Development Center International	Social Aspects	33,948.00
Bangladesh	Ministry of Women and Children Affairs	Social Aspects	33,220.00
Bangladesh	Ministry Of Labour And Employment	Social Aspects	32,368.00
Bolivia	Fundacion Cdr/Potosi	Social Aspects	150,000.00
Bolivia	Fundacion Medmin	Social Aspects	110,000.00
Bolivia	Centro De Promocion Minera Cepromin	Social Aspects	100,000.00
Brazil	Social Assistance Secretariat Seas	Social Aspects	101,272.00
Brazil	Caritas Brasileira	Social Aspects	85,000.00
Brazil	Centro De Referencia	Social Aspects	80,000.00
Brazil	Movimento De Organizaçao Comunitaria Moc	Social Aspects	49,118.00
Burkina Faso	Association Burkinabe pour la survie de l'Enfance	Social Aspects	33,074.00
Burkina Faso	Promo-femmes /D�veloppement Solidarit�	Social Aspects	30,528.00
China	Women's Federation Of Yunnan Province	Social Aspects	61,546.00
Colombia	National Department Of Statistics Dane	Report, Survey	457,705.00
Colombia	Confederation De Trabajadores De Colombia	Social Aspects	76,310.00
Costa Rica	Instituto Nacional De Estadistica Ine	Study, Survey	173,591.00
Costa Rica	Fundacion Accion Solidaria Acsol	Social Aspects	119,600.00
Costa Rica	Centro De Desarrollo Solidario	Social Aspects	115,559.00
Costa Rica	Defensa De Los Ninos Internacional	Social Aspects	102,330.00
Costa Rica	Fundacion Paniamor	Social Aspects	40,000.00
Costa Rica	Fundacion Ecodesarrollo	Social Aspects	40,000.00
Dominican Reput	Asociacion Para El Desarrollo De San Jose	Social Aspects	342,402.00
Dominican Reput	Centro De Investigacion Para La Accion Feminina	Social Aspects	40,000.00
Ecuador	Desarrollo Y Autogestion	Social Aspects	185,000.00
Ecuador	National Institute Of Statistics And Census	Survey	172,195.00
Egypt	Solidarity Center	Social Aspects	47,520.00
El Salvador	Asociacion Agape De El Salvador	Social Aspects	176,836.00
France	Public Service International Psi	Report, Survey	52,000.00
Gambia	Department Of Community Development	Research And Training	111,954.00
Ghana	Bank Of Ghana	Financial And Social Services	155,000.00
Ghana	International Needs Ghana	Social Aspects	60,000.00



**Major Subcontracts placed by Agency during 2001**  
(Orders of USD 30,000 or more)

Agency/Country Procurement	Name of supplier	Description of goods (equipment)	Total Cost (USD)
<b>ILO (cont.)</b>			
Ghana	Youth Development Foundation	Social Aspects	33,200.00
Ghana	Ghana Ngo Coalition On The Rights Of The Child	Social Aspects	30,592.00
Guatemala	Fundacion Para El Desarrollo Rural Funrural	Social Aspects	211,050.00
Guatemala	Pastoral Social	Social Aspects	195,945.00
Guatemala	Asociacion Hope	Social Aspects	125,330.00
Guatemala	Instituto Nacional De Estadistica Y Undp	Social Aspects	108,649.00
Haiti	Institut Haitien De Statistique Et D'informatique	Survey	81,100.00
Honduras	Centro De Estudios	Survey	40,000.00
India	Child Labour Project Society	Social Aspects	536,816.00
India	A.p. Federation Of Trade Unions	Social Aspects	324,681.00
India	Human Resources Development Institute	Social Aspects	320,899.00
India	National Institute of Public Co-operation	Social Aspects	219,572.00
India	Women's Cooperative Finance Corporation Ltd	Social Aspects	146,748.00
India	M.V. Foundaition	Social Aspects	126,961.00
India	National Institute of Rural Development	Social Aspects	99,168.00
India	Magic Software Pvt	Web-site Development, Maintenance	72,000.00
India	Bandhua Mukhi Morcha	Social Aspects	61,821.00
India	Markapur Foundation	Social Aspects	58,760.00
India	Centre of Indian Trade Unions	Social Aspects	58,413.00
India	Global March International Secretariat	Social Aspects	35,000.00
Indonesia	Association Manpower	Social Aspects	46,411.00
Indonesia	Centre on Learning Activity Development	Social Aspects	35,367.00
Jamaica	Statistical Institute of Jamaica STATIN	Survey	97,338.00
Kenya	Ministry of Education,	Social Aspects	75,173.00
Kenya	African Network f against Child abuse	Social Aspects	71,940.00
Kenya	UNDUGU Society of Kenya	Social Aspects	71,275.00
Kenya	Ministry of Labour & Human Resource Developmer	Social Aspects	67,033.00
Kenya	Kenya Broadcasting Corporation	Social Aspects	61,546.00
Kenya	Ministry of Home Affairs	Social Aspects	50,000.00
Laos	Savannakhet DoLSW	Social Aspects	43,000.00
Laos	Champassak DoLSW	Social Aspects	43,000.00
Laos	Khammuane DoLSW	Social Aspects	43,000.00
Lebanon	Armenian Rellief Committee	Social Aspects	72,300.00
Lebanon	Lebanese Ministry of Education	Social Aspects	46,600.00
Lebanon	Ministry of Labour	Social Aspects	30,590.00
Madagascar	Ihimo-routes	Construction/Rehabilitation	321,490.00
Madagascar	Himo-batiments	Construction/Rehabilitation	233,324.00
Madagascar	Ministère De La Fonction Publique	Social Aspects	37,069.00
Malawi	Miindustry Of Labour & Vocational Training	Social Aspects	245,450.00
Mali	Save The Children	Social Aspects	34,714.00
Mali	Assocation De Developpement	Social Aspects	31,507.00
Morocco	Association Oued Srou	Social Aspects	65,472.00
Nepal	Ministry Of Women, Children & Social Welfare	Social Aspects	112,970.00
Nepal	Maiti Nepal	Social Aspects	89,790.00
Nepal	General Federation Of Nepalese Trade Unions Ge	Social Aspects	89,786.00
Nepal	Society Of Local Volunteers	Social Aspects	69,617.00
Nepal	Deprosc	Social Aspects	69,560.00
Nepal	Vijaya Development Resource Centre	Social Aspects	68,680.00
Nepal	Mahila Upakar Munch	Finance Services	68,603.00
Nepal	Agro-foresty , Basic Health & Cooperatives	Social Aspects	50,475.00
Nepal	Rural Reconstruction Nepal	Micro-finance & Related Services	41,572.00
Nepal	Child Development Society	Social Aspects	40,000.00
Nicaragua	Fundacion Avancemos Juntos Por Nicaragua Avan	Social Aspects	182,643.00
Nicaragua	Fundacion Cuculmeca	Social Aspects	178,898.00
Nicaragua	Asociacion Pastoral Penitenciaria	Social Aspects	126,624.00
Nicaragua	Instituto De Promocion Humana	Social Aspects	40,000.00

**Major Subcontracts placed by Agency during 2001  
(Orders of USD 30,000 or more)**

Agency/Country Procurement	Name of supplier	Description of goods (equipment)	Total Cost (USD)
<b>ILO (cont.)</b>			
Niger	Association Pour La Lutte Contre	Social Aspects	38,600.00
Nigeria	Federal Ministry Of Employment	Social Aspects	63,891.00
Nigeria	Nigeria Labour Congress	Social Aspects	54,487.00
Pakistan	Ngo Sudhaar	Social Aspects	210,452.00
Pakistan	Child Care Foundation	Social Aspects	147,945.00
Pakistan	Ministry Of Women Development	Social Aspects	120,000.00
Pakistan	Ngo Bunyad Literacy Community Council	Social Aspects	81,610.00
Pakistan	Punjab Rural Support Programme	Social Aspects	79,741.00
Pakistan	Directorate Of Labour Welfare	Social Aspects	78,809.00
Pakistan	Pakistan National Federation of Trade Unions	Social Aspects	67,739.00
Pakistan	Akida Management Consultants	Social Aspects	59,328.00
Pakistan	Site Association Of Industry	Social Aspects	46,241.00
Pakistan	Skill Development Council	Social Aspects	45,734.00
Pakistan	All Pakistan Federation Of Trade Unions	Social Aspects	38,482.00
Pakistan	Pakistan Bait-ul-mal	Social Aspects	33,675.00
Panama	Asociacion Panamena Para El Desarrollo	Social Aspects	40,000.00
Peru	Centro De Estudios Sociales Y Publicaciones	Social Aspects	220,000.00
Peru	National Statistics Office Ine	Report, Survey	173,591.00
Peru	Central Unitaria De Trabajadores	Social Aspects	79,020.00
Peru	Cooperaccion/Sta Filomena	Social Aspects	67,580.00
Peru	Sutep	Social Aspects	60,000.00
Peru	Fundacion Yupana	Social Aspects	50,000.00
Peru	GIN	Social Aspects	50,000.00
Peru	Fundacion Renacer	Social Aspects	47,960.00
Philippines	National Statistics Office Nso	Report, Survey	146,676.00
Philippines	Visayan Forum Foundation	Social Aspects	140,000.00
Philippines	National Union Of Workers	Social Aspects	67,277.00
Philippines	Punla Sa Tao Foundation	Social Aspects	30,000.00
Romania	Salvati Copii Romania	Social Aspects	149,570.00
Romania	International Foundation For Child And Family	Social Aspects	64,996.00
Romania	Centre For Education And Professional Developme	Social Aspects	36,630.00
Russia	Regional Public Charitable Foundation "Child Prote	Social Aspects	34,198.00
Russia	The St.petersburg Women Labour Exchange	Social Aspects	30,900.00
Senegal	Plan International	Social Aspects	53,666.00
Senegal	Service De Medecine Du Travail	Social Aspects	48,071.00
Senegal	Centre Emmanuel	Social Aspects	45,662.00
Senegal	Direction De L'enseignement Elementaire	Social Aspects	40,802.00
Senegal	Enda Jeunesse Action	Social Aspects	39,654.00
Senegal	Enda Graf	Social Aspects	33,053.00
Sri Lanka	Department Of Labour	Social Aspects	96,504.00
Sri Lanka	Women's Development Centre	Social Aspects	44,304.00
Tanzania	Caritas Tanzania	Social Aspects	90,897.00
Tanzania	Tanzania Plantation & Agricultural Workers Union	Social Aspects	64,258.00
Tanzania	Tanzania Teachers Union	Social Aspects	46,353.00
Thailand	Phayas Provincial Public Welfare Office	Social Aspects	44,113.00
Thailand	Northnet Foundation	Social Aspects	43,900.00
Thailand	The Raks Thai Foundation	Social Aspects	37,633.00
Thailand	Mirror Arts Group and Komol Kheemthong Foundat	Social Aspects	32,826.00
Turkey	Turkish Confederation of Employer Associations	Social Aspects	38,000.00
Turkey	Confederation of Turkish Trade Unions (Turk-is)	Social Aspects	30,000.00
Uganda	Women & Youth Services	Social Aspects	83,905.00
Uganda	Rural Development Media Communications	Social Aspects	59,956.00
United Kingdom	Television Trust for the Environment International	Videos/Communications	219,720.00
Vietnam	VietNam Chamber of Commerce & Industry	Micro/Small Enterprise Development	75,000.00
Yemen	Ministry of Labour	Social Aspects	33,600.00

**Major Subcontracts placed by Agency during 2001  
(Orders of USD 30,000 or more)**

Agency/Country Procurement	Name of supplier	Description of goods (equipment)	Total Cost (USD)
<b>ILO (cont.)</b>			
Zambia	Association for the Restoration of Orphans & Stree	Social Aspects	45,254.00
Zambia	Jesus Cares Ministries	Social Aspects	44,319.00
Zambia	Anglican Street Children	Social Aspects	35,788.00
Zambia	Ministry of Labour & Social Security	Social Aspects	30,200.00
Zambia	Department Of Child Affairs	Social Aspects	30,000.00
Zimbabwe	Transport Research Laboratory	Research/Study/Training	840,970.00
<b>UNCTAD</b>			
Belgium	Ldc Iii Ngo Forum	Conference Organizing Services	607,842.62
Belgium	Ldc Iii Ngo Forum	Conference Organizing Services	307,726.05
Belgium	Inter Press Service	Communications And Mass Media	60,400.00
Botswana	Botsw. Inst. For Dvpt & Policy	Economic & Trade Analisys Services	55,242.65
Colombia	Alexander Von Humboldt Inst.	Environmental Research And Development	78,000.00
Egypt	Arab Acy.of Sce. & Tech.marit.	Environmental Research And Development	50,000.00
<b>UNOPS</b>			
Australia	Earth Systems	Environment	71,340.00
Azerbaijan	Dayag (Relief Azerbaijan) Non Gov't	Humanitarian Aid And Relief	118,614.00
Canada	Canadian Fishery Consultants Limite	Environmental Management	60,000.00
Canada	Idea International	Sectoral And Policy Studies	54,744.00
Canada	Ibr Consulting Services Ltd	Trade And Business Services	46,296.00
Canada	Policy Research International	Economics, Statistics, Feasibility,	45,395.06
Canada	Idea International	Trade And Business Services	32,493.00
Central African R Soreiac		Rural Development	963,475.68
Chad	Rjm Exploitation	Air Charter Contract	41,038.00
China	Jilin Provincial Institute For Envi	Environment	73,500.00
Costa Rica	Proudesa-asociacion Productores Uni	Environmental Management/Trib Rio Frio Costa Rica	90,000.00
Costa Rica	Catie	Environment	44,189.00
Denmark	Nordic Consulting Group A/S (Ncg)(D	Regional Media Development	408,257.00
Denmark	Nordic Consulting Group A/S (Ncg)(D	Decentralization In Government	267,322.50
Denmark	Carl Bro As	Feasibility Studies	179,114.00
Denmark	Carl Bro As	Civil Works For Social Sector Rehabilitation	125,436.72
Denmark	Baltic Media Centre Fond	Technical Studies	70,000.00
Denmark	Carl Bro As	Media, Prepared, Educational, N.e.c	55,667.00
Denmark	Cowi A/S	Building Engineer Consultants, Tech	41,500.00
Denmark	Danea	Agricultural Management, Economics	35,918.00
Eritrea	Eritrean Demining Agency (Eda)	Freight Forwarding	1,027,003.00
France	Bull Sa	System Installation	640,186.00
France	Auredi-cerdi	Printing, Publishing And Bookbindin	69,800.00
France	Auredi-cerdi	Research And Development	50,000.00
Germany	Gtz Gmbh-deutsche Gesellschaft Fur	Management Training	38,000.00
India	Summa Computer Aids And Eng	System Installation	156,675.00
India	Society Development Alternative	Technical Studies	50,000.00
Italy	Garboli Conicos Spa	Construction Work And Site Manageme	2,080,401.00
Italy	Interos	Special Humanitarian Assistance	214,000.00
Japan	International Hospitality And Confe	Trade And Business Services	1,570,150.83
Japan	Akasaka Prince Hotel	Trade And Business Services	352,375.00
Japan	Nhk Joho Network Inc	Trade And Business Services	69,072.50
Japan	A.c.c. Corporation	Trade And Business Services	63,505.00
Japan	The New Otani Co, Ltd	Trade And Business Services	45,662.50
Kenya	Information Professionals Africa Lt	Computer Related Services N.e.c.	75,000.00
Kenya	African Economic Research	Trade Promotion, Facilitation And C	50,000.00

**Major Subcontracts placed by Agency during 2001  
(Orders of USD 30,000 or more)**

Agency/Country Procurement	Name of supplier	Description of goods (equipment)	Total Cost (USD)
<b>UNOPS (cont.)</b>			
Lebanon	The Lebanese Center For Policy Stud	Elections - List Of Compiled Material	121,940.00
Lebanon	Madamek Research And Study Firm In	General And National Law	108,383.00
Madagascar	Ocean Consultant	Environment	37,340.00
Malaysia	Third World Network (Malaysia)	Trade And Business Services	35,000.00
Mongolia	Mongolian Nature And Environment Co	Environment	57,000.00
Mozambique	Construtora Do Mondego, Sarl	Architecture, Engineering, Construc	281,000.00
Mozambique	Abaco - Construcoes E Engenharia, L	Architecture, Engineering, Construc	180,362.00
Mozambique	J.d. Sousa Construcoes	Architecture, Engineering, Construc	175,468.00
Mozambique	Ecob	Architecture, Engineering, Construc	121,907.00
Mozambique	Emocil, Lda	Architecture, Engineering, Construc	117,524.00
Mozambique	J.d. Sousa Construcoes	Architecture, Engineering, Construc	109,713.00
Mozambique	Marcleusa Construcoes, Lda	Architecture, Engineering, Construc	104,546.00
Mozambique	Marcleusa Construcoes, Lda	Architecture, Engineering, Construc	91,711.96
Mozambique	Jaime Comiche Arquitectos, Lda	Construction	85,000.00
Namibia	Sadc Parliamentary Forum	Feasibility Studies	68,673.00
Netherlands	Ihe Delft	Water Resources Development/Capnet Secretariat	873,198.00
Netherlands	Awepa Association	General And National Law Usd73000 In Usd Or Euro\$82,563	101,112.98
Netherlands	It Preneurs	Information Technology/ Web Development For Cap-net	81,721.00
Netherlands	Institute For Housing And Urban Dev	Training Module Development	69,726.00
Netherlands	Fss - Forestry Support Services B.v	Forestry	59,422.00
Nicaragua	Asdeverde-asociacion Para El Desaro	Environmental Management/Trib Rio Frio Nicaragua	90,000.00
Norway	Sivilarkitekt Mnal Finn Kleiva	Consulting Services Within Urban Development Sector	336,549.92
Norway	The Pertinax Group	Professional Training	160,500.00
Norway	Norplan As	Project Performance And Monitoring System	139,654.50
Norway	Ergodialog As	Consulting Services Within The Public Finance Sector	135,501.33
Norway	Chr. Michelsen Institute	Trade And Business Services	109,482.00
Norway	Fafo	Human Rights	99,862.07
Norway	Nina-niku	Feasibility Studies	87,595.00
Norway	Sintef Fisheries And Aquaculture	Fishery Resources	54,420.00
Norway	Kanenergi As	542510 - Wind Power	48,430.90
Norway	Horizon As	Management Advisory Services	45,000.00
Norway	Tv Communication A/S	Television Broadcasting	38,535.94
Pakistan	Mine Clearance Planning Agency	Amendment 1 To Mcpa Contract	76,756.00
Pakistan	Mine Clearance Planning Agency	Contract W/ Mcpa	33,433.00
Republic Of Kore	National Institute Of Environmental	Environment	34,375.00
Russian Federati	The Far Eastern Branch Of The Russi	Environment	116,875.00
Slovenia	International Trust Fund For Demini	Explosive Ordnance Disposal Or Mine	279,419.00
South Africa	Denel (Pty) Limited	Explosive Ordnance Disposal Or Mine	6,005,110.00
Spain	Institut Internacional De Governabi	Books, Vocational Training	1,250,604.89
Spain	Sema Group, Sae	Management Consultants	275,073.80
Sweden	Bdo Consulting Group Stockholm Ab	Government Auditing	278,825.00
Sweden	Sodeco	Training	159,985.00
Sweden	Swedish International Services (Swe	Taxation	98,380.00
Sweden	Idea-institute For Democracy And El	General Management Services	33,017.00
Switzerland	S3 Ag, Switzerland	2002 Payment To Swiss Account	7,200,000.00
Switzerland	Pricewaterhousecoopers (Swi)	Information/Record System Design Fo	253,642.86
Switzerland	Mannet S.a.r.l.	Employment Policy	110,140.00
Tunisia	L'audit Environnemental	Environment	90,000.00
United Kingdom	European Landmine Solutions Limited	Pyt Fy 2001	5,207,473.28
United Kingdom	Exploration Logistics Group Plc	Mechanical Assets Ctrct/Kosovo W/Mine-clear	315,000.00
United Kingdom	Cranfield University	Contract W/ Cranfield	200,900.00
United Kingdom	Defence Systems Ltd	Explosive Ordnance Disposal Or Mine	197,540.73
United Kingdom	Cranfield University	Cranfield Gis Ctrct/2002/BI 2506	195,000.00

**Major Subcontracts placed by Agency during 2001  
(Orders of USD 30,000 or more)**

Agency/Country Procurement	Name of supplier	Description of goods (equipment)	Total Cost (USD)
<b>UNOPS (cont.)</b>			
United Kingdom	Westminster Foundation For Democrac	General And National Law	175,461.00
United Kingdom	Mines Advisory Group	Training/Eod Training And Supervision Contract	163,104.00
United Kingdom	Armor Group Services Llc	Eod Level 1 Survey, Armor Group/Dsl Ctrct	124,841.00
United Kingdom	Marine Resources Assessment Group (	Transceivers	99,300.00
United Kingdom	Anchor Marine Consultants	Tourism Development	94,000.00
United Kingdom	Fauna And Flora International (Ffi)	Environmental Management	57,168.00
United Kingdom	International Records Management Tr	Documentation, Library And Informat	46,035.00
United Kingdom	Met Office Hadley Centre	Predictions Of National Patterns Of Climate Change	31,363.64
USA	Resident Representative (Generic)	Construction	2,452,803.00
USA	Resident Representative (Generic)	Construction Work And Site Manageme	2,099,290.00
USA	President And Fellows Of Harvard Co	Sectoral And Policy Studies	1,000,000.00
USA	Resident Representative (Generic)	International Law	655,673.00
USA	Resident Representative (Generic)	Construction Work And Site Manageme	564,580.00
USA	Vietnam Veterans Of America Foundat	Trade Related Services, Other	462,157.00
USA	Thames Printing Company Inc	Printing, Publishing And Bookbindin	420,048.00
USA	Georgiana Goodwin Design	Trade And Business Services	345,400.00
USA	Resident Representative (Generic)	Construction Work And Site Manageme	296,372.00
USA	Resident Representative (Generic)	Management	288,243.00
USA	Resident Representative (Generic)	International Law	261,217.00
USA	Resident Representative (Generic)	Education	225,641.00
USA	Alliance Of Small Island States (Ao	Social Development	210,000.00
USA	Corsys Technologies Inc.	Automation Strategies And Mis	209,140.00
USA	National Democratic Institute For I	General And National Law	180,000.00
USA	Aubrey Consulting Inc	Environmental Management	137,643.00
USA	Communications Development Inc. (Cd	Trade And Business Services	120,835.00
USA	Global Environment And Technology F	Environment	107,000.00
USA	Knowledge Transformation Partners	Execution Of Workshop 1	99,950.00
USA	Resident Representative (Generic)	Supervision Of Construction	99,333.00
USA	Resident Representative (Generic)	Supervision Of Construction	97,911.00
USA	National Democratic Institute For I	General And National Law	90,000.00
USA	Cisco Systems Inc	Product Support Services	88,000.00
USA	G Quinn Information Design	Trade And Business Services	77,100.00
USA	Communications Development Inc. (Cd	Printing, Publishing And Bookbindin	70,000.00
USA	Resident Representative (Generic)	Installation Of Machinery And Equip	70,000.00
USA	Ciet International	Social Conditions And Equity	68,000.00
USA	Resident Representative (Generic)	Installation Of Machinery And Equip	50,000.00
USA	A.k. Office Supplies Ltd.	Printing, Publishing And Bookbindin	45,615.00
USA	Resident Representative (Generic)	Installation Of Machinery And Equip	45,257.00
USA	Resident Representative (Generic)	Rural Development	44,863.00
USA	Ecodit Inc	Urban, Rural And Regional Developme -smap Urban Waste Mana	43,288.00
USA	Resident Representative (Generic)	Supervision Of Construction	41,640.00
USA	Consolidated Graphics Management/Au	Printing Of Fourods Discussion Papers	39,791.41
USA	Greenteam	Communications	38,099.00
USA	Corsys Technologies Inc.	Computer Related Services N.e.c.	37,332.00
USA	Resident Representative (Generic)	Macro Economics	37,000.00
USA	Individuals And Systems	Training	35,955.00
USA	Colahan Saunders Corporation	Printing, Publishing And Bookbindin	35,890.00
USA	Kpmg Consulting Llc (New York)	Development Finance - Upon Submission And Approval Of Draft	35,000.00
USA	Mls/Multi-language Service Inc	Printing, Publishing And Bookbindin	34,972.50
USA	D. Van Gennep Design	Printing, Publishing And Bookbindin	33,452.00
USA	Resident Representative (Generic)	Rural Development	31,404.00
USA	Resident Representative (Generic)	Rural Development	31,200.00
USA	Resident Representative (Generic)	Services Of Exec Officer	30,460.00
USA	Mcguffie, Inc	Provide Technical Backstopping	30,250.00
USA	Mt Data Consulting, Inc.	Automation Strategies And Mis	30,000.00
USA	Resident Representative (Generic)	Installation Of Machinery And Equip	30,000.00
Yemen	Al-magd Est. For Trading And Contra	Renovation Of Aden Camp Facilities	57,779.00
Zimbabwe	Mine-tech DbA Silvermines Internati	Contract Minetech	980,193.00
Zimbabwe	Mine-tech DbA Silvermines Internati	Freight Forwarding	343,278.00
Zimbabwe	International Capital Corporation	Development Finance	42,000.00
<b>UNON</b>			
Afghanistan	Acted Company	Management Of Community Based Relief Projects In Kabul, Mazai	149,352.00
Australia	Enersol Consulting Engineers	Technical Services	30,514.00
Belgium	Pgchs Katholieke University	Local Agenda 21 Project	60,600.00

**Major Subcontracts placed by Agency during 2001**  
(Orders of USD 30,000 or more)

Agency/Country Procurement	Name of supplier	Description of goods (equipment)	Total Cost (USD)
<b>UNON (cont.)</b>			
Canada	Iclei	Capacity Building & Networking For Implementation Of Habitat Age	149,500.00
Canada	National Water Research Institute Of Canada	Assist Unep Gems/Water Collaborating Centre Activities	96,774.00
Canada	Impremerie Quebecor Printing Inc.	Printing	76,502.00
Cote D'ivoire	Bureau National D'etudes Techniques Et De Devel	Regional Anchor Institution For Ump Regional Office In Africa	130,700.00
Denmark	Phonix-Trykkeriet as	Printing	425,547.00
Egypt	Environmental Quality International (Eqi)	Ump With Regional Institutions	163,357.00
Germany	Muller + Partner GmbH	Freight forwarding	86,080.00
Germany	N/A	Based Assessment Of Persistent Toxic Substances Project	80,000.00
Ghana	Nii Consultant	Water For African Cities Programme	30,000.00
Iraq	Tatan Company	Constr. Of Sherwan Mazen-meroz Road In Mergasoor	1,793,230.00
Iraq	Nawroz Company	Housing Of 150 Idp's Families In Rapareen Quarter	1,250,982.00
Iraq	Harem Company	Housing For 150 Idp Families In Rapareen Quarter/Suleimaniyah	1,115,261.00
Iraq	Kurds Organization	Resettlement Of 200 Idp Families In Sangaw/Self-built Housing	1,040,985.00
Iraq	Aland Company	Resettlement Of 220 Idp Families In Aghjalar Town	1,031,764.00
Iraq	Dana Company	Resettlement Of 150 Idp Families In Kifri Town	1,005,238.00
Iraq	Tovi Company	Constr. Of Houses For 150 Idp Families In Hetit Center	966,450.00
Iraq	Zhiar Company	Sangasar-derwkoter Road Repair	930,035.00
Iraq	Mohammed Amin A. M. Barzinji	Eshkerow-sary-kurtak-dowella Asphalt Road Repair	927,500.00
Iraq	Avan Contracting Company	Upgrading Of Road To Ba'adre Sub-district	898,861.00
Iraq	Al-salaam Company	Dokan-koysinjq Asphalt Road Repair	895,370.00
Iraq	Rowshan Company	Resettlement Of 150 Idp Families/Self-built Housing In Penjween	874,080.00
Iraq	Danas Company	Kiley-mawat Road Repair	850,215.00
Iraq	Brayan Company	Constr. Of Idp Housing Complementary Service Projects	838,155.00
Iraq	Abdulrahman Company	Constr. Of 70 Idp Houses In (Group 5) Meruz	810,328.00
Iraq	Sirwan Company	Constr. Of Chwarta-nalparez Road Repair	809,595.00
Iraq	Gomil Company	Constr. Of Central Teacher's Institute With Sports Hall	809,575.00
Iraq	Zarya Company	Constr. Of Nalparez Asphalt Road Repair	808,990.00
Iraq	Al-salam Company	Repairing Of Dolly Jafayaty Sub-base Road From Station	806,310.00
Iraq	Shanader Company	Constr. Of 128 Idp Flats In Kasnazan Town	801,054.00
Iraq	Peyam Company	Constr. Of Sewage In Duhok City (3rd Stage)	799,950.00
Iraq	Qala Company	Housing Of 100 Idp Families In Chamchamal Town	799,753.00
Iraq	Hakar Company	Upgrading Of Dehy-brifka Road/Constr. Of Road To Areze	797,903.00
Iraq	Hakar Company	Upgrading Of Dehy-brifka Road/Constr. Of Road To Areze	786,120.00
Iraq	Wshyar Company	Constr. Of 128 Idp Flats In Binaslawat Town	779,528.00
Iraq	Kurdo Company	Garady-hanjira Sub-base Road Repair	778,100.00
Iraq	Sinan Company	Constr. Of Sewage System In Dohuk City	772,650.00
Iraq	Kaneskan Company	Constr. Of Bardsar-sorqala-sara Access Road	767,676.00
Iraq	Kaneskan Company	Constr. Of Bardasor-baga And Sarqala-sara Rash Access Road	767,676.00
Iraq	Sirwan Company	Provision Of Complimentary Services For 300 Houses	755,223.00
Iraq	Seepan Company	Constr. Of Shaqlawa Entrance	736,519.00
Iraq	Rda Company	Resettlement Of 125 Houses In Penjween Town	736,371.00
Iraq	Wza Company	Resettlement Of 125 Idp Families/Self-built Housing In Penjween	731,562.00
Iraq	Zarya Company	Mawat-awkurtey Asphalt Road Repair	727,690.00
Iraq	Zozik Company	Constr. Of Khabat-omarakoer Sewerage Box Part 2	722,660.00
Iraq	Kurdistan Save The Children	Constr. Of 125 Houses For Idp Families In Halabja Town	719,459.00
Iraq	Rega Company	Dokan-koysinjq Asphalt Road Repair	715,340.00
Iraq	Dalda Company	Constr. Of 125 Houses/Self-built Houses In Halabja	714,531.00
Iraq	Shanader Company	Constr. Of Idp Flats In Kasnazan Town	700,923.00
Iraq	Kurdistan Company	Repair Chwarta-nalparez Road	698,700.00
Iraq	Al-salam Company	Repairing Of Dolly Jafayaty Sub-base Road From Station	673,730.00
Iraq	Rashid Company	Repairing Suleimaniyah-qaradakh Asphalt Road Stage 1	672,190.00
Iraq	Meer Company	Constr. Of 112 Idp Flats In Kasnazan Collective Town	667,443.00
Iraq	Kodo Company	Constr. Of Road In Suleimaniyah	666,920.00
Iraq	Zagros Company	Complimentary Service Project	658,097.00
Iraq	Assos Company	Complimentary Service Projects For Idp Houses	642,245.00
Iraq	Shar Company	Bwere-basne Road Repair	638,540.00
Iraq	Bizav Company	Constr. Of 100 Houses For Idp Families In Hetit Center	634,800.00
Iraq	Salahaddin Company	Constr. Of Services For 300 Idp Houses In Binaslawat Town	629,575.00
Iraq	Ara Company	Constr. Of Kany Kurda Sewer Box Part 2	621,231.00
Iraq	Gara Company	Constr. Of Dinarta-bekhma Access Road	620,470.00
Iraq	Qala Company	Constr. Of 100 Type D Houses For Idp Families In Chamchamal	619,627.00
Iraq	Hallow Company	Constr. Of 104 Idp Flats In Binaslawat Town	613,600.00
Iraq	Al-salam Company	Shamisawa-kilye Road Repair	611,390.00
Iraq	Tanjaro Company	Constr Of Haji Rashed-dolpamo Section	609,820.00
Iraq	Zarya Company	Housing Of 75 Idp's Families In Baynjan Collective Town	607,978.00

**Major Subcontracts placed by Agency during 2001  
(Orders of USD 30,000 or more)**

Agency/Country Procurement	Name of supplier	Description of goods (equipment)	Total Cost (USD)
<b>UNON (cont.)</b>			
Iraq	Kaneskan Company	Dokan-koysinjq Asphalt Road	600,500.00
Iraq	Rashid Company	Seweseen-qaradagh Sub-base Road Repair	591,395.00
Iraq	Ahmed Khidir Company	Constr. Of 96 Idp Flats In Kasnazan Collective Town	588,763.00
Iraq	Mazu Company	Resettlement And Upgrading Of 105 Houses In Khalakan	586,997.00
Iraq	Rashid Company	Repairing Suleimaniyah-qaradakh Asphalt Road Stage 1	584,700.00
Iraq	Al-booban Company	Repair Of Dowella-zargally Asphalt Road	579,095.00
Iraq	Maroof S. Wahab Company	Darbandikhan-sewseenan Sub-base Road Repair	577,230.00
Iraq	Tanjaro Company	Constr. Of Kanarwe-bewe Sub-base Road	576,765.00
Iraq	Nokan Company	Idp's Housing Complementary Service Projects	575,768.00
Iraq	Chia Company	Constr. Of Sewage System In Duhok City	569,850.00
Iraq	Dalda Company	Resettlement & Upgrading Of 100 Idp Families	568,053.00
Iraq	Sawan Company	Resettlement & Upgrading Of 105 Idp Families In Khalakan Town	561,933.00
Iraq	Kurds Company	Resettlement And Upgrading Of 100 Idp's Families Housing	560,744.00
Iraq	Emujeco Company	Road And Drainage Network In Kimironko	559,026.00
Iraq	Al-salaam Company	Chwarta-kanarwe Asphalt Road Repair	554,915.00
Iraq	Haqqy Esmaeil Company	Constr. Of 48 Houses For Idp's Families In Meruz	537,600.00
Iraq	Osman Qadir Company	Housing Of 75 Idp Families In Raniyah Town	532,490.00
Iraq	Bayar Company	Constr. Of 49 Idp Houses In (Group 3) Meruz	532,465.00
Iraq	Hildan Company	Constr. Of Houses For Idp Families	521,000.00
Iraq	Las Company	Constr. Of Civic, Health Centers In Girdajan, Chwarqurna	519,816.00
Iraq	Dana Company	Constr. Of 51 Houses For Idps With Services In Harir	517,846.00
Iraq	Ibraheem Company	Constr. Of 50 Houses For Idp Families In Terwanesh Village	509,925.00
Iraq	Waled Company	Constr. Of Water Project For Idp Families In Brifke Center	505,000.00
Iraq	Reko Company	Constr. Of Shorish Quarter Sewerage Project	497,624.00
Iraq	Naheel Company	Constr. Of Dasenia Bridge In Dohuk	491,150.00
Iraq	Naheel Company	Constr. Of Dasenia Bridge In Dohuk	491,150.00
Iraq	Ameen Company	Constr. Of 50 Houses For Idp Families In Bedeh (3rd Stage)	487,500.00
Iraq	Savan Company	Provision Of Services For 312 Idp Flats In Binaslawa Center	485,194.00
Iraq	Halgord Company	Constr. Of 80 Idp Flats In Binaslawa Town	484,900.00
Iraq	Duban Company	Constr. Of 50 Houses For Idp Families In Bedeh (4th Stage)	482,575.00
Iraq	Harawaz Company	Constr. Of Sub-base Access Roads	475,435.00
Iraq	Osman Qadir Company	Housing Of 65 Idp Families In Bakrajo Town	474,248.00
Iraq	Hildan Company	Constr. Of 50 Houses For Idp Families In Bedeh Center (1st Stage)	471,750.00
Iraq	Kurdistan Reconstruction Organization	Constr. Of 42 Idp Houses For 42 Returnees In Meruz	469,452.00
Iraq	Abdulaziz Shekho Company	Constr. Of 56 Apartments For Idp Families In Zakho City (1st Stage)	462,995.05
Iraq	Abdulaziz Shekho Company	Constr. Of 56 Apartments For Idp Families In Zakho City	462,995.00
Iraq	Ismail Aziz Company	Constr. Of 80 Idp's Flats In Kasnazan Collective Town	454,552.00
Iraq	Rezheen Contracting Company	Provision Of Complimentary Services Idp Houses In Darbandikhan	452,000.00
Iraq	Sara Company	Constr. Of 41 Self-built Houses For Returnee Families In Meruz	450,016.00
Iraq	Kho (Lngo)	Provision Of Water Net System For Rawanduz Center	442,225.00
Iraq	Chiya Company	Constr. Of Sewer Project In Kalar Town Part 1	439,529.00
Iraq	Raz Company	Housing Of 60 Idp's Families In Bakrajo Town	438,116.00
Iraq	Qubad Company	Idp's Housing Complimentary Service Project In Zerink	436,622.00
Iraq	Nizar Company	Repair Chwarta-tangaran Road	434,610.00
Iraq	Khabir Company	Constr. Of Materia Supply For Houses For Sheraton Idp	433,150.00
Iraq	Zinar Company	Constr. Of 50 Houses For Idp Families In Brifka Center	431,225.00
Iraq	Hassan Qadir	Constr. Of Quarash Quarter Sewer Project In Penjween Town	425,868.00
Iraq	Hassan Qadir Company	Constr. Of Sewer Project In Penjween Town	425,868.00
Iraq	Soz Company	Constr. Of 100 Self-built Houses For Idp's In Kasnazan Town	422,175.00
Iraq	Soz Company	Consr. Of Material Supply Of 100 Self-built Houses	422,175.00
Iraq	Kurdistan Company	Repair Of Kalal-quradoo Road (Section 1)	421,930.00
Iraq	Mayi Company	Constr. Of 50 Houses For Idp Families In Brifka Center	416,000.00
Iraq	Jotyar Company	Constr. Of Bardarash-kalak Access Road In Akre District	415,870.00
Iraq	Faris Company	Constr. Of 48 Apartment For Idp Families In Zakho City (2nd Stage)	413,259.00
Iraq	Faris Company	Constr. Of 48 Apartment For Idp Families In Zakho City	413,259.00
Iraq	Rezheen Contracting	Constr. Of Road For Idp Families In Brifka Center	412,813.00
Iraq	Zhiar Company	Constr. Of Kerwarash Sewerage Part 1 In Raniya Town	406,717.00
Iraq	Tuzhala Company	Housing Of 50 Idp Families In Kalar Town	406,420.00
Iraq	Tuzhala Company	Housing Of 50 Idp Families In Kalar Town	406,420.00
Iraq	Botan Company	Constr. Of 50 Houses For Idp Families In Brifka Center	397,840.00
Iraq	Shahbaz Company	Constr. Of 2 Schools In Karez Sector, Zakho City, Batifa Sub-distri	392,411.00
Iraq	Shahbaz Company	Constr. Of 2 Schools In Zakho City And Batifa Sub-district	392,411.00
Iraq	Charchal Company	Constr. Of 125 Self-built Houses In Delezian Area	389,130.00
Iraq	Hawler Company	Constr. Of 54 Idp Houses In Delezian Village In Soran District	388,152.00
Iraq	Erbil Company	Constr. Of Connection Roads In Shaqlawa District	387,155.00
Iraq	Jiar Company	Constr. Of Traiding Preparatory In Dohuk City Center	386,796.00
Iraq	Marwa Company	Constr. Of Water Project	381,674.00
Iraq	Ismail Company	Constr. Of 2 Primary Schools In Bedar And Mahendik Sectors	381,653.00
Iraq	Dad Company	Constr. Of 65 Self-build Houses For Idp Families In Khalika	378,573.00
Iraq	Pel Company	Constr. Of 2 Schools In Semel City And Tanahi Village	373,795.00
Iraq	Younis Perdawd Company	Constr. Of 125 Self-built Houses In Delizian Area	373,023.00

**Major Subcontracts placed by Agency during 2001  
(Orders of USD 30,000 or more)**

Agency/Country Procurement	Name of supplier	Description of goods (equipment)	Total Cost (USD)
<b>UNON (cont.)</b>			
Iraq	Salim Majed Salim Company	Constr. Of 65 Self-built Houses For Idp Families In Khalika	372,229.00
Iraq	Shan Company	Constr. Of Sargallo-sekanyan Access Road	371,150.00
Iraq	Vahel Company	Constr. Of Road For 6 Villages In Akre District	369,910.00
Iraq	Bsk	Housing For 50 Idp Families In Chamchamal Town	368,707.00
Iraq	Darnaz Company	Constr. Of 125 Self-built Houses In Delezian Area	365,535.00
Iraq	Van Company	Resettlement And Upgrading Of 60 Idp's Families Housing	361,872.00
Iraq	Rasan Company	Constr. Of School, Houses, Road In Kandakawa, Sarchinar	358,570.00
Iraq	Halabja Company	Housing Of 50 Idp's Families In Chamchamal Town Group 2	357,000.00
Iraq	B.s.k.	Housing 50 Idp's Families In Chamchamal Town	353,176.00
Iraq	Nawroz Company	Constr. Of 50 Houses, Water Project In Zakho And Amedi Districts	350,000.00
Iraq	Shahabaz Company	Constr. Of School, Teacher's Houses In Nezwawa, Zelka	349,903.00
Iraq	Sawan Company	Housing Of 50 Idp's Families In Chamchamal Town Group 4	346,179.00
Iraq	Dost Company	Constr. Of Directorate Of Education In Akre City, Zakho District	336,159.00
Iraq	Salim Majid Salim Company	Constr. Of 50 Houses For Idp Families In Hetit Settlement	335,770.15
Iraq	Nawroz Company	Constr. Of Trading Prep. In Zakho City	335,655.00
Iraq	Nawroz Company	Constr. Of Trading Preparatory In Zakho City	335,655.00
Iraq	Aso Company	Constr. Of 125 Houses In Delezian Area	333,750.00
Iraq	Aso Company	Constr. Of 125 Houses In Delezian Area	333,750.00
Iraq	Ala Company	Housing Of 50 Idp's Families In Sarqalla Town	331,012.00
Iraq	Farkha Company	Constr. Of 46 Idp Houses In Delezian Village	330,050.00
Iraq	Rezheen Contracting	Constr. Of Interior Roads For Idp Families In Qasrok, Chira Towns	325,349.00
Iraq	Kirkuk Company	Constr. Of Sewer Project In Kalar Town Part 2	325,000.00
Iraq	Al-minara Company	Constr. Of The Self-built Houses In Delezian Area	322,740.00
Iraq	Dersim Company	Constr. Of 4 Schools, 4 Houses In Kelan, Bosil, Gawilan, Zheri	321,279.00
Iraq	Rizgar Ahmed Ibrahim Company	Housing Of 50 Idp Families In Penjween Town	318,061.00
Iraq	Shanik Company	Constr. Of 4 Schools, Teacher's Houses In Salay, Banora, Grek	317,265.00
Iraq	Hawler Company	Constr. Of 44 Idp Houses In Delezian Village In Soran District	316,052.00
Iraq	Rozhan Company	Housing Of 50 Idp Families In Zinan Town	315,538.00
Iraq	Ismail Company	Constr. Of 26 Houses, Water Project, Roads In Maye Village	315,420.30
Iraq	Ismail Company	Constr. Of 26 Houses, Water Project, Road In Mave	315,420.30
Iraq	Kurdistan Relief Association	Constr. Of Silav-shrifa Access Road In Amedi District	314,615.00
Iraq	Banna Company	Provision Of Services 100 Houses In Erbil Governorate	313,170.00
Iraq	Morad Company	Constr. Of Basmakan-aira Access Road	311,077.50
Iraq	Sazan Company	Constr. Of School, Pipe Sewer In Saidsadiq Town	308,911.00
Iraq	Zaneen Company	Constr. Of Directorate Of Education In Zakho City	307,945.00
Iraq	Shan Company	Housing Of 50 Idp Families In Raniyah Town - Group 2	303,558.00
Iraq	Hairan Company	Constr. Of 56 Self-built Houses For Idp's Families In Akre District	303,184.00
Iraq	Morad Company	Constr. Of Akre-jma Access Road	302,860.00
Iraq	Sakar Company	Housing For 50 Idp Families In Raniyah Town, Group 3	302,510.00
Iraq	Choman Company	Costr. Of Secondary School In Kalar Town	299,986.00
Iraq	Dwarozh Company	Constr. Of School With Sewer Box In Qwaradakh Town	299,512.00
Iraq	Talib Saed Ali Ahmed Company	Constr. Of Takeya Sewerage	298,394.00
Iraq	Sipa Company	Constr. Of 4 Schools, 4 Staff Houses In Talbok, Nhwa, Adrio	298,088.00
Iraq	Sangar Company	Housing Of 50 Idp Families In Penjween Town	297,789.00
Iraq	Kareem Mohammad Kareem Co.	Housing For 50 Idp's Families In Pebaz Town	295,592.00
Iraq	Renas Company	Constr. Of School In Azady Quarter	293,420.00
Iraq	Tovi Company	Constr. Of 100 Self-built Houses In 6 Villages In Dohuk	291,928.00
Iraq	Ararat Company	Constr. Of School In Kalar Town	291,300.00
Iraq	Dilzar Company	Housing Of 50 Idp's Families In Raniyah Town In Suleimaniyah	289,798.00
Iraq	Amad Company	Constr. Of 2 Schools In Zawta Sub-district And Azadi Sector	289,439.50
Iraq	Abdul Illah Al Nakkash Company	Extension Of Water Intakes At Al Karama Water Treatment Plant	288,750.00
Iraq	Ashna Company	Constr. Of School In Darbandikhan Town	288,558.00
Iraq	Azhga Company	Constr. Of 40 Idp Houses In Delezian Village In Soran District	287,840.00
Iraq	Sagrna Company	Housing Of 50 Idp Families In Raniya Town	286,444.00
Iraq	Arass Company	Constr. Of 40 Idp Houses In Delezian Village In Soran District	285,794.00
Iraq	Pary Company	Constr. Of School, Guard House In 159 Quarter	284,803.00
Iraq	Dastan Company	Constr. Of 2 Schools In Omersenan Village	280,823.00
Iraq	Hoshiar Company	Constr. Of 2 Schools, Houses, Health Ctr In Hakiz, Zhalaey	280,626.00
Iraq	Khabor Company	Constr. Of 108 Shelters In 7 Villages Of Mergasoor District	279,914.52
Iraq	Najmaddin Omer	Site Preparation For Internal Roads And Land Plots In Meruz	279,875.00
Iraq	Najmaddin Omer Company	Site Preparation For Roads And Plots For Idp Houses In Meruz	279,874.00
Iraq	Letan Company	Constr. Of Health Center In Badawa Quarter	279,255.00
Iraq	Balak Company	Constr. Of School In Raniyah Town	278,626.00
Iraq	Younis Company	Constr. Of Delezha-basara Access Road	278,280.00
Iraq	Shad Company	Constr. Of School In Sharawany Quarter	277,959.00
Iraq	Shad Company	Constr. Of School In Sharawany Quarter	277,959.00
Iraq	Safeen Company	Constr. Of 3 Roads In Delezian Town	277,679.00
Iraq	Safeen Company	Constr. Of 3 Roads In Deralok, Sirye, Sheladeze Towns	277,679.00
Iraq	Minara Company	Constr. Of Kanikurda Sewer Box Part 1	276,475.00
Iraq	Shad Company	Housing For 50 Idp Families In Raniyah Town, Group 1	276,185.00
Iraq	Hakar Company	Constr. Of Roads For Idp Families In Hetit Settlement Center	273,169.00



**Major Subcontracts placed by Agency during 2001  
(Orders of USD 30,000 or more)**

Agency/Country Procurement	Name of supplier	Description of goods (equipment)	Total Cost (USD)
<b>UNON (cont.)</b>			
Iraq	Hairan Company	Constr. Of 35 Houses, Roads, Water Project In Enishka, Qadesh	272,001.00
Iraq	Amanj Company	Constr. Of School In Zargata Quarter	271,095.00
Iraq	Qala Company	Constr. Of Secondary School In Shahidani Sarchinar Quarter	270,369.00
Iraq	Sinan Company	Constr. Of 2 Roads For Kwahse And Saravke Villages	270,175.00
Iraq	Shewashok Company	Constr. Of Health Center, Staff House In Chwarqurna Town	269,161.00
Iraq	Abdul Illah Al Nakkash Company	Implementation Of Water Intakes At Al-karama Water Plant	268,750.00
Iraq	Saween Company	Constr. Of 102 Shelters In 7 Villages Of Mergasoor District	268,729.00
Iraq	Mergen Company	Renovation & Extension Of Ashti & Mahabad Schools	267,858.00
Iraq	Assos Company	Constr. Of Khaylany Road In Shaqlawa District	267,420.00
Iraq	Khalid Mustafa Company	Constr. Of School In Tawella In Suleimaniyah	264,818.00
Iraq	Bella Company	Constr. Of Hababah Kalak Road In Salahaddin Sub-district	264,739.00
Iraq	Nwa Company	Complimentary Service Projects For Idp Houses In Awbara	262,585.00
Iraq	Tovi Company	Constr. Of 3 Schools, Teacher's Houses In Galaka, Ashawa	260,692.00
Iraq	Ranj Company	Constr. Of 101 Shelters In 6 Villages Of Mergasoor District	260,225.00
Iraq	Zinar Company	Constr. Of 44 Self-built Houses For Idp Families In Akre City	258,588.00
Iraq	Brwa Company	Constr. Of School In Shabidani Sarchinar Quarter	258,501.00
Iraq	Masoom Company	Renovation & Extension Of Schools In Sharia And Zawita	258,052.00
Iraq	Luqman Company	Constr. Of Civic Center In Arbat Town	257,791.00
Iraq	Shanik Company	Constr. Of Houses, School, Teacher's House In Mandian Zhorl	256,404.00
Iraq	Khazir Company	Constr. Of Water Project For Idp Families In Brifke Center	253,277.00
Iraq	Khor Company	Constr. Of School In Halabja Town	249,986.00
Iraq	Khor Company	Constr. Of School In Halabja Town	249,986.00
Iraq	Van Company	Constr. Of Woloba Sewerage Box	247,980.00
Iraq	Choman Company	Constr. Of School In Chamchamal Town	247,717.00
Iraq	Choman Company	Constr. Of School In Chamchamal Town	247,717.00
Iraq	Law Company	Constr. Of School In Hay 92 In Erbil	247,199.00
Iraq	Babokhky Company	Constr. Of School And Renovation Of School In Semel District	245,716.00
Iraq	Sima Company	Constr. Of School In Hay 115	244,650.00
Iraq	Bekhma Company	Constr. Of 3 Schools, Teacher's House In	244,627.00
Iraq	Rozh Company	Constr. Of Bekas Quarter Sewer Project In Chamchamal Town	243,612.00
Iraq	Younis Perdawd Company	Provision Of Services For 103 Houses In Sedakan	243,521.00
Iraq	Hana Company	Constr. Of School For 300 Idp Houses In Binaslawa Collective	243,142.00
Iraq	Karokh Company	Constr. Of School In Qalladiza Town	243,065.00
Iraq	Hizel Contracting Company	Constr. Of Roads In Mahabad Sector	241,641.00
Iraq	Iaa Company	Constr. Of School, Guard House In 22 Quarter	241,260.00
Iraq	Sarchinar Company	Constr. Of Sewerage Box Part 1	240,552.00
Iraq	Nissan Company	Constr. Of School, Guard House In Binaslawa Town	240,006.00
Iraq	Taben Company	Constr. Of Kewarash Quarter Sewerage Project - Part Ii	240,000.00
Iraq	Khazir Company	Constr. Of Water Project For Idp Families In Hetit Center	238,981.00
Iraq	Gurdasur Company	Constr. Of Education Dept. Exam Control Center	238,676.00
Iraq	Kardo (Ngo)	Constr. Of 20 Houses, School, Teacher's House In Mandian	237,408.80
Iraq	Barwar Company	Constr. Of Duhok Sewerage System (4th Stage)	237,305.00
Iraq	Payam Company	Constr. Of 92 Shelters In 5 Villages Of Mergasoor District	237,268.00
Iraq	Aram Company	Constr. Of Road With Mawaran Branches In Shaqlawa District	236,000.00
Iraq	Diako Company	Constr. Of Health Centre In Kifri Town	234,937.00
Iraq	Sipan Company	Constr. Of School, House In Kandala, Sa'doon Villages	234,684.00
Iraq	Vahel Company	Constr. Of School In Mangesh Sub-district	233,349.00
Iraq	Chra Company	Constr. Of 32 Idp's Houses In Delezian Village	230,141.00
Iraq	Arabisque Company	Constr. Of Health Center Type (A) In Bakrajo Town	229,681.00
Iraq	Sham Company	Constr. Of School In Salahaddin Quarter	228,988.00
Iraq	Botan Company	Constr. Of Civic Center In Koysinjq District	227,381.00
Iraq	Shilan Company	Constr. Of School, 3 Staff Houses In Qazan, Gaba Villages	224,915.00
Iraq	Sat Company	Constr. Of Barzan Health Center, Staff House In Mergasoor	223,847.00
Iraq	Heja Company	Constr. Of 5 Roads In Amedi District	222,827.00
Iraq	Doski Company	Constr. Of 1 School In Baroshke Sector	222,088.00
Iraq	Soma Company	Constr. Of School In Hay 115 In Erbil	219,020.00
Iraq	Bnyat Company	Maintenance And Improvement Of Hujran-razga Road	217,974.00
Iraq	Yousif Khorshid Company	Constr. Of School, 2 Teacher's Houses In Brifka	217,180.00
Iraq	Yousif Khorshid Company	Constr. Of School, 2 Houses In Brifka	217,180.00
Iraq	Ribar Company	Constr. Of School In Segerka Sector	216,067.00
Iraq	Halgurd Company	Constr. Of 32 Idp's Houses In Delezian Village	212,800.00
Iraq	Deween Company	Constr. Of 101 Shelters In 6 Villages Of Mergasoor District	212,102.00
Iraq	Zryan Company	Constr. Of School, Staff Houses, Roads In Kanimaran & Qaraney	210,775.00
Iraq	Razhan Company	Constr. Of 78 Shelters In 7 Villages Of Mergasoor District	210,561.00
Iraq	Kurdistan Relief Association	Renovation Of Chiman, Salih Yousify And Iraq Schools	210,398.00
Iraq	Dlshad Company	Constr. Of 2 Health Centers, 4 Staff Houses In Belola, Sartak	209,746.00
Iraq	Goshina Company	Constr. Of Health Center In Said Sadiq Town	208,155.00
Iraq	Azad Bureau Company	Constr. School In Kani Mahmudke Sector	207,349.00
Iraq	Jundian Company	Constr. Of Health Center In Raniyah Town	204,318.00
Iraq	Meedy Company	Renovation Of Qandil, Roonaky, Qala Schools	203,981.00
Iraq	Avan Contracting Company	Constr. Of 2 Interior Roads In Sharia And Khanek Towns	202,080.00

**Major Subcontracts placed by Agency during 2001**  
(Orders of USD 30,000 or more)

Agency/Country Procurement	Name of supplier	Description of goods (equipment)	Total Cost (USD)
<b>UNON (cont.)</b>			
Iraq	Hogr Company	Constr. Of Civic Center, Staff Houses In Bingird Town	202,016.00
Iraq	Hemdad Company	Constr. Of Health Center In Qalladiza Town	201,747.00
Iraq	Azad Company	Constr. Of School, 2 Teacher's Houses In Fekadara, Sarko	200,342.00
Iraq	Faris Company	Constr. Of Roads For Widow-headed Families In Zakho City (4th S	200,292.50
Iraq	Faris Company	Constr. Of Roads For Widow-headed Families In Zakho	200,292.50
Iraq	Aziz Hassan Company	Constr. Of Shelters In Villages In Mergasoor District	200,019.00
Iraq	Mauhamad Company	Constr. School In Ble Village	200,017.00
Iraq	Hawler Tower Company	Constr. Of Civic Center With 3 Staff Houses In Sedakan	199,735.00
Iraq	Dad Company	Constr. Of Water Project In Baroshke Sector	199,255.00
Iraq	Ranya Company	Repair Of Keley-saraw Sub-base Road And Merawa Bridge	197,075.00
Iraq	Harem Company	Constr. Of 3 Schools, 2 Staff Houses In Khaldan, Halay Mam	195,589.00
Iraq	Gulistan Company	Constr. Of 35 Houses For Idp Families In Akre City	195,090.00
Iraq	Spirez Company	Constr. Of Roads For Idp's In Tanahi Village	193,805.00
Iraq	Ikhwan Company	Constr. Of School - Type A1 In Rangeen Quarter	192,974.00
Iraq	Zamin Company	Renovation Of Khowakork, Karwan, Freshta Schools	192,054.00
Iraq	Heja Company	Constr. Of 2 Interior Roads In Darkar Town And Batifa District	192,000.00
Iraq	Bizav Company	Constr. Of School, 2 Teacher's Houses In Hetit Settlement	191,201.00
Iraq	Baban Company	Constr. Of Health Center Type E, School, House In Rashen Village	190,365.00
Iraq	Kosrat Company	Coating Of Road With Aspharic Binder Course In Koysinjq	189,872.00
Iraq	Zinar Company	Extension And Renovation Of Dohuk Prep. School In Dohuk City	187,893.00
Iraq	Sabir Saeed Company	Constr. Of School, Health Centres, Staff Houses In Maloma	187,144.00
Iraq	Environment Quality International	Framework Of The Ump	186,363.00
Iraq	Sebiran Company	Constr. Of Civic Center, Staff Houses In Haji Omer	186,110.00
Iraq	Waled Company	Constr. Of 2 Sewage Systems For Idp Families In Batifa	184,430.00
Iraq	Ava Company	Constr. Of 2 Schools, Teacher's House In Alkishk, Benarink	183,782.00
Iraq	Ismail Company	Constr. Of 2 Schools, Teacher's Houses In Hror & Derishke	182,683.00
Iraq	Hizel Contracting Company	Constr. Of 3 Roads For Idp Families In Mangesh Sub-district	181,921.00
Iraq	Bekhma Company	Constr. Of Road For Idp Families In Akre City	181,125.00
Iraq	Abdulkareem Omer Company	School Renovation	180,068.00
Iraq	Bnyat Company	Constr. Of Galala-diani In Soran District	179,170.00
Iraq	Dwarozh Company	Renovation Of Khabat Al-jadida, Kalak, Zanist Schools	178,442.00
Iraq	Hoshang Company	Renovation Of Khabat Al-jadida, Kalak, Zanist Schools	178,442.00
Iraq	Betkar Company	Constr. Of Access Road To Moqoble Camp In Semel District	176,424.55
Iraq	Younis Company	School Renovation	176,354.00
Iraq	Hawdan Company	Constr. Of 2 Schools, 4 Houses, Repair Road In Khandaka/Shorar	176,047.00
Iraq	Jamal Company	School Renovation	175,887.00
Iraq	Jamal Company	School Renovation	175,887.00
Iraq	Nawroz Company	Constr. Of School, Teacher's Houses In Amedi District	175,747.00
Iraq	Kurdistan Relief Association	Renovation Of Azadi, Chinar, Halala Schools	175,272.00
Iraq	Sarkan Company	School Renovation	175,163.00
Iraq	Bavel Company	School Renovation	174,720.00
Iraq	Sirwan Company	Constr. Of Bak-qaykand Access Road And Box Culvert In Girda	173,080.00
Iraq	Kla (Lngo)	Constr. Of 84 Shelters In 4 Villages Of Hareer Sub-district	171,903.00
Iraq	Subhi Haidar Mahmood Company	School Renovation	170,420.00
Iraq	Zinar Company	Constr. Of 12-classroom Primary School In Raza	166,315.00
Iraq	Sakar Company	Renovation Of Zarko & Shhah Schools	166,311.00
Iraq	Sakar Company	Renovation Of Zarko And Shkak Schools In Erbil City	166,311.00
Iraq	Alan Company	Renovation Of Gal And Gara Schools In Erbil	164,224.00
Iraq	Al-salam Company	Constr. Of 84 Shelters In 4 Villages Of Hareer Sub-district	163,802.50
Iraq	Badirkhan Company	Renovation Of 2 Schools, Teacher's House In Arvik, Gondek	163,515.00
Iraq	Hairan Company	Constr. Of Schools, Houses In Shakhan And Akre Districts	161,840.00
Iraq	Sharani Company	Constr. Of 2 Schools , Teacher's House In Alkishke, Cham Saida	160,997.00
Iraq	Solav Company	Constr. Of 15 Civil Servant Houses In Halabja Town	159,529.00
Iraq	Abdulrahman Company	Renovation Of School In Batel Sub-district	159,443.00
Iraq	Salim Majed Salim Company	Constr. Of 58 Self-built Houses In 5 Villages	158,900.00
Iraq	Krmanj Company	Constr. Of School, Houses, In Dora And Zangaka Villages	158,682.00
Iraq	Halgurd Company	School Renovation	158,526.00
Iraq	Rezheen Company	Constr. Of 2 Roads For Idp Families In Bardarash, Girdasin	158,075.00
Iraq	Kla (Lngo)	Constr. Of 71 Shelters In Choman Center	156,352.00
Iraq	Masom Company	Constr. Of School In Khabat Sector	155,246.00
Iraq	Girda Soor Company	Constr. Of Directorate Of Education In Koysinjq	153,736.00
Iraq	Shamamok Company	Constr. Of 4 Medical Staff Houses In Shorsh/Chamchamal Towns	153,000.00
Iraq	Gazi Company	Constr. Of 2 Schools, Teacher's House In Peda And Khrwa Village	152,736.50
Iraq	Khabat Company	Constr. Of School In Sharia Collective Town	149,932.00
Iraq	Cork Company	School Renovation	149,821.00
Iraq	Gomil Company	Constr. Of 12-classroom Primary School In Shekhan District	149,348.50
Iraq	Gomil Company	Constr. Of School In Zerka Sector	148,971.50
Iraq	Bekhal Company	School Renovation	148,822.00
Iraq	Kashany Company	School Renovation	148,439.00
Iraq	Renwar Company	School Renovation	147,636.00
Iraq	Kifri Company	Constr. Of 14 Staff Houses In Maidan Nahiya	147,294.00

**Major Subcontracts placed by Agency during 2001**  
(Orders of USD 30,000 or more)

Agency/Country Procurement	Name of supplier	Description of goods (equipment)	Total Cost (USD)
<b>UNON (cont.)</b>			
Iraq	Shan Company	Constr. Of 2 Schools, Teacher's House In Kwashe, Hagia Village	147,275.00
Iraq	Robar Company	Renovation Of Azadi, Chinar And Halala Schools	146,183.00
Iraq	Hizel Contracting Company	Constr. Of 2 Interior Roads For Idp Families In Batel Sub-district	145,593.00
Iraq	Zinar Company	Constr. Of 12-classroom Primary School In Mahemdik/Zakho	145,154.90
Iraq	Dersim Company	Constr. Of 12-classroom Primary School In Shekhan District	145,004.00
Iraq	Heja Company	Constr. Of 2 Schools, House In Gre-bye & Sirkotek	145,000.00
Iraq	Cham Company	Renovation Of Both Binaslawa And Daratoo Schools	144,556.00
Iraq	Brayati Company	Renovation Of Ibn Khalakan And Gulan Schools In Erbil	144,328.00
Iraq	Waled Company	Constr. Of School In Serhaldan Sector	144,022.00
Iraq	Jiar Company	Constr. Of School In Shakhke Sector	143,440.00
Iraq	Cork Company	School Renovation	143,055.00
Iraq	Rezheen Contracting Company	Upgrading Of Road In Zakho District	142,960.00
Iraq	Jiar Company	Renovation Of Schools In Sheladize Town	142,467.00
Iraq	Cork Company	School Renovation	142,404.00
Iraq	Ramiar Company	Constr. Of 7 Teacher's Houses/Fence For 7 Schools In Mergasoor	142,327.00
Iraq	Meedya Company	Renovation Of 3 Secondary Schools In 3 Collective Towns	141,495.00
Iraq	Shakhawan Company	Constr. Of Dormitory Home For Girls In Koysinjaq District	141,353.00
Iraq	Heve Company	School Renovation	141,311.00
Iraq	Badirkhan Company	Constr. Of 3 Sewerage System In Qasrok, Kalakchi, Chira Towns	140,729.00
Iraq	Rizgar Company	Rehab. And Extension Of Sherwana, Binaslawa Schools	140,351.00
Iraq	Kla (Lngo)	Constr. Of Nursing School Dormitory Home In Mergasoor	140,233.00
Iraq	Przha Company	School Renovation	140,024.00
Iraq	Astera Company	Constr. Of Civic Center	139,889.00
Iraq	Jiar Company	Constr. Of School In Nawroz Sector	139,344.00
Iraq	Sherwan Company	School Renovation	138,254.00
Iraq	Zana Company	Constr. Of Youth Camp Center In Erbil	137,985.00
Iraq	Garota Company	Constr. Of Common Bath And Bridge In Choman District Center	136,791.00
Iraq	Bawer Contracting Company	Constr. Of Interior Roads In Semel City	135,989.00
Iraq	Mohamad Sabah Bureau	School Renovation	135,679.00
Iraq	Hogir Company	Constr. Of Dormitory Home In Taq Taq Sub-district	135,095.00
Iraq	Bektar Company	Constr. Of Roads For Idp Families In Hetit Settlement Center	134,530.00
Iraq	Tahir Company	Constr. Of 12-classroom Primary School In Sharia Town	134,529.00
Iraq	Dawan Company	Constr. Of Schools, Staff Houses In Chaqiz And H. Khwaru	134,511.00
Iraq	Yousif Khorshid Company	Renovation & Extension Of Prep School In Zakho City	133,986.50
Iraq	Heja Company	Constr. Of Sewage System In Zakho City (4th Stage)	133,000.00
Iraq	Sheshar Company	Extension Of Directorate Of Education In Erbil	132,500.00
Iraq	Saween Company	Constr. Of 2 Schools And Houses In Khatibian/Rikawa Villages	131,619.00
Iraq	Rezan Company	Constr. Of 3 Access Roads In 2 Dohuk Villages	131,250.00
Iraq	Avan Contracting Company	Constr. Of Interior Roads In Ronahi, Segerka Sectors	131,242.00
Iraq	Shaban Company	Renovation Of Bekhal And Brayee Intermediate Schools	130,011.00
Iraq	Dozy Company	Constr. Of School In Kifri Town	129,998.00
Iraq	Najmaddin Omer Company	Constr. Of Hababan-sarkand Road In Salahaddin Sub-district	128,490.00
Iraq	Najmaddin Omer Company	Constr. Of Hababan-sarkand Road In Salahaddin Sub-district	128,490.00
Iraq	Media Company	School Renovation	128,308.00
Iraq	Al-alamia Company	Constr. Of Civic Center With 3 Staff Houses In Taq Taq Sub-district	127,788.00
Iraq	IkI (Ngo)	Constr. Of Self-built Houses And Water In Benarink Village	127,700.00
Iraq	Bestoon Company	School Renovation	127,642.00
Iraq	Van Company	Constr. Of 47 Shelters In 5 Villages Of Mergasoor District	127,616.69
Iraq	Safeen Company	Constr. Of Access Roads To Derke, Avrik, Chaman, Mam-ezdin	126,200.00
Iraq	Dastan Company	Renovation Of Zargos School	125,826.00
Iraq	Peshtiwan Company	School Renovation	124,504.00
Iraq	Lanya Company	School Renovation	123,267.00
Iraq	Shaqlawa Company	School Renovation	121,881.00
Iraq	Heshu Company	School Renovation	121,699.00
Iraq	Rekar Company	Renovation Of Karokh, Law Intermediate School	121,384.00
Iraq	Hareer Company	Constr. Of Common Bath In Harir Sub-district	121,206.00
Iraq	Aziz Baba Ali Company	Constr. Of Health Ctr, School, Staff Houses In Zarayan & Gunda	120,987.00
Iraq	Zirian Company	Constr. Of Common Bath In Shaqlawa District	120,833.00
Iraq	Zenars Company	Constr. Of Common Bath In Shaqlawa District Center	119,904.00
Iraq	Othman Ahmad Mohamad	School Renovation In Erbil	119,441.00
Iraq	Przha Company	Constr. Of Sewerage System In Taq Taq Sub-district	117,696.00
Iraq	Zamwa Company	School Renovation	116,860.00
Iraq	Ary Company	Constr. Of Civic Ctr, 2 Staff Houses, Culverts In Hiran Sub-district	116,571.00
Iraq	Bekhma Company	Constr. Of Roads For Idp Families In Dinarta And Bigil	115,465.00
Iraq	Seepan Company	Maintenance/Improvement Of Sewa-bekham Tunnel	115,075.00
Iraq	Merawdal Company	School Renovation	114,876.00
Iraq	Gazi Company	Constr. Of 41 Self-built Houses In Amedi District	114,606.75
Iraq	Telar Company	Constr. Of Common Bath & A Health Staff House In Erbil	114,347.00
Iraq	Botan Company	Constr. Of Sewage System In Zakho City	114,230.00
Iraq	Sangar Company	Constr. Of Harotakawn-khate Road	113,661.00
Iraq	Chawan Company	School Renovation	113,545.00

**Major Subcontracts placed by Agency during 2001**  
(Orders of USD 30,000 or more)

Agency/Country Procurement	Name of supplier	Description of goods (equipment)	Total Cost (USD)
<b>UNON (cont.)</b>			
Iraq	Rezheen Company	Upgrading Of Qasrok-husainiya Bridge Road (3rd Stage)	113,150.00
Iraq	Ali Hussein Bawel Company	Constr. Of Health Center In Kherpany Village	113,079.00
Iraq	Sabah Company	Constr. Of School, Staff House, In Dargala Saida	112,860.60
Iraq	Taq Taq Company	Constr. Of 2 Schools, Staff Houses In Bazager, Qishlakh Villages	112,782.00
Iraq	Tara Company	Extension Of Goran And Tobzawa Schools	112,434.00
Iraq	Pirmam Company	Constr. Of 15 Idp Houses In Jazhnekan Village	112,052.00
Iraq	Bawar Company	Constr. Of School, Staff House, Road For Khoshkan Village	111,640.00
Iraq	Bekhal General	Implementation Of Main Sewer Line	110,908.00
Iraq	Chra Company	School Renovation	110,677.00
Iraq	Mergen Company	Constr. Of 15 Houses For Widow Headed Families In Dohuk	110,079.00
Iraq	Snur Company	Constr. Of Schools, Staff Houses, In Qularasy	109,194.00
Iraq	Saween Company	Rehab. And Extension Of Astar, Sebiran, Diana Schools	109,024.00
Iraq	Jalal Bureau	School Renovation	108,696.00
Iraq	Vahel Company	Constr. Of Health Center, Doctor's House In Bagera Town	108,045.00
Iraq	Hizel Company	Constr. Of Roads In Bagera & Kovet Gavana Towns	106,486.00
Iraq	Darbandikhan Company	School Renovation	105,795.00
Iraq	Ali Hussein Bawel Company	School Renovation	104,806.00
Iraq	Ali Hussein Bawel Company	School Renovation	104,806.00
Iraq	Ahmad Mohmod H. Amin Company	School Renovation	104,536.00
Iraq	Zubel H. Qader	School Renovation	103,232.00
Iraq	Sardam Company	School Renovation	101,346.00
Iraq	Abdulkareem Omer Company	School Renovation	101,161.00
Iraq	Handren Company	Constr. Of Roads For Idp Families In Atrish & Ba'adra	100,112.00
Iraq	Mirway Company	Constr. Of 10 Houses For Medical Staff In Kalar Town	99,763.00
Iraq	Bekhma Company	Constr. Of Health Center, Doctor's House In Girdasin	99,725.80
Iraq	Bekhma Company	Constr. Of Health Centre And Doctor's House In Chira Town	99,020.80
Iraq	Dizayee Company	Constr. Of One Common Bath In Sedakan Area	98,654.00
Iraq	Sakar Company	Constr. Of Dormitory Home In Asty Sub-district	97,688.00
Iraq	Al-haidary Company	Constr. Of School, Houses In Khirwatan, Barbayan Villages	97,384.00
Iraq	Bwer Company	Constr. Of Dormitory Home In Balisan Sub-district	94,885.00
Iraq	Dersim Company	Renovation Of 6-classroom Intermediate School In Derabin Town	90,721.00
Iraq	Waled Company	Constr. Of Health Center And Doctor's House In Ravina Village	90,710.00
Iraq	Omer Abdulla Khasraw Company	Constr. Of Health Center Type C In Qalladiza	89,500.00
Iraq	Al Shimal Company	Constr. Of School, Teacher's House In Amedi District	88,647.00
Iraq	Luay Company	School Renovation	88,463.00
Iraq	Sarsink Company	Constr. Of Water Project In Azady Sector	88,274.00
Iraq	Senk Company	Constr. Of Internal Roads In Haji Omeran Sub-district	87,920.00
Iraq	Sawan Company	Constr. Of School, Two Staff Houses In Balisan	87,302.95
Iraq	Moyad Y Rammo Contractors	Rehabilitation Of Water Ground Storage Tanks	86,800.00
Iraq	Kurdistan Relief Association	Constr. Of Common Shop And Provision Of Services In Mergasooi	86,276.00
Iraq	Haji Sadiq Abdullah Company	Constr. Of 6-classroom Primary School Seje Village	85,063.00
Iraq	Uzairi Company	Constr. Of Health Center, School, Staff Houses In Khabat District	84,547.00
Iraq	Tariq Hussein Al-bayrkdar Company	Rehab. Of Water Treatment Compact Units & Pumping Stations	84,300.00
Iraq	Sabah Company	Constr. Of Health Center, Doctor's House In Telkabar Town	83,968.00
Iraq	Baghdad Company	Constr. Of Common Bath In Mergasoor District	80,600.00
Iraq	Bra Company	School Renovation	80,016.00
Iraq	Shna Company	School Renovation	80,005.00
Iraq	Govand Company	Constr. Of School, 2 Staff Houses In Asty Sub-district	79,704.00
Iraq	Sarsink Company	Constr. Of Water Project For Idp Families In Akre City	79,313.00
Iraq	Bawar Company	Constr. Of 5 Staff Houses In Piran, Bie, Dore, Laylook	79,030.00
Iraq	Al-qantra Company	Rehab. Of Inlet Screens Of Al-habibia Sewage Pumping Stations	78,000.00
Iraq	Sarhad Company	Constr. Of School, House, Road In Mamdee Village	77,700.00
Iraq	Ajiga Company	Constr. Of School, Staff House In Mawaran Village	77,001.00
Iraq	Mazn Company	Constr. Of 2 Student Health Cares In Khanzad & Iskan Quarters	76,339.00
Iraq	Azad Bureau Company	School Renovation	75,738.00
Iraq	Bardin Company	Constr. Of School, Staff House, Road In Goragom	75,639.00
Iraq	Qaradakh Company	Constr. Of 4 Schools, 2 Staff Houses In Spero Village	74,157.00
Iraq	Zemzem Company	Constr. Of Water Project In Matin Sector	73,793.00
Iraq	Heran Company	Constr. Of School, Staff House, Road In Harir Sub-district	73,709.00
Iraq	Carbin Company	Constr. Of 5 Teacher's Houses In Sedakan District Area	72,484.00
Iraq	Kasnizan Company	Constr. Of 6-classroom, 1 Staff House In Salahaddin District	71,942.00
Iraq	Korak Company	Constr. Of School, Staff House, Road In Qamarina Village	71,086.00
Iraq	Ronaky Company	Constr. Of 5 Houses In 5 Villages In Choman District Area	70,440.00
Iraq	Zaneen Company	Renovation Of Intermediate School In Telkabar	70,240.50
Iraq	Bayan Company	Constr. Of Sewage System In Semel City (4th Stage)	69,800.00
Iraq	Eibrahim Company	Constr. Of Road In Koysinjq District	69,640.00
Iraq	Maroof S. Wahab Company	Digging 3 Deep Wells In Koysinjq Village	68,510.00
Iraq	Laylan Company	Constr. Of School, Staff House, Road In Shaqlawa District	67,970.00
Iraq	Dilvin Company	Constr. Of Health Center, Staff House, Road In Batas Village	66,384.00
Iraq	Shina Company	Constr. Of School, Teacher's House In Timarok Village	63,937.20
Iraq	Dunya Company	Constr. Of School, Teacher's House In Qushtapa Sub-district	61,607.00

**Major Subcontracts placed by Agency during 2001  
(Orders of USD 30,000 or more)**

Agency/Country Procurement	Name of supplier	Description of goods (equipment)	Total Cost (USD)
<b>UNON (cont.)</b>			
Iraq	Al Pasha Company	Constr. Of Sewage System For Idp Families In Bardarash	61,090.00
Iraq	Bra	Water Supply Project In Hajiawa Town	59,031.00
Iraq	Renas Company	Constr. Of 6-classroom, 1 Staff House In Koysinjq District	58,375.00
Iraq	Shanik Company	Constr. Of Sewage System In Akre City (3rd Stage)	57,555.00
Iraq	Harsham Company	Constr. Of School, Staff Houses, In Karpan Village	56,866.00
Iraq	Hat Company	Constr. Of 8 Guard Houses In Erbil City Center	55,928.00
Iraq	Zelan Company	Constr. Of Health Center In Koysinjq City	54,885.00
Iraq	Amad Company	Constr. Of 5 Staff Houses In Bamarne Sub-district	53,590.00
Iraq	Taq Taq Company	Constr. Of 6-classroom School, Staff House In Sartik Village	51,980.00
Iraq	Sarban Company	Constr. Of School In Sabirawa Quarter	51,828.00
Iraq	Rahma Company	Constr. Of Vet. Center, Doctor's House In Dinarta Sub-district	50,392.50
Iraq	Kho (Lngo)	Provision Of Services 200 Houses In Soran District	48,874.00
Iraq	Hassan Bureau	Constr. Of Khabat Quarter Sewerage Box Part 3	48,784.00
Iraq	Kodo Company	Constr. Of Health Staff House In Taq Taq Sub-district	46,272.00
Iraq	Shan Company	Constr. Of Vet. Center, Doctor's House In Kani Mase Sub-district	46,000.00
Iraq	Tenya Company	Habitat Office Renovation At Core Team	45,828.00
Iraq	Naly Company	Constr. Of Health Center Type E With 2 Staff Houses In Anab	44,892.00
Iraq	Mayi Company	Constr. Of Khishkhasha-cham Saida Villages Access Road	44,780.00
Iraq	Tariq & Takful Company	Rehab. Of Internal Streets, One Main Street In Al-shu'lla City	44,046.00
Iraq	Hataw Company	Constr. Of 3 Staff Houses In Choman District Area	40,126.00
Iraq	Muhamed Rashid Company	Settlement Rehabilitation	38,183.00
Iraq	Warzish Wan Company	Constr. Of A Health Center In Azadi Quarter	37,282.00
Iraq	Handren Company	Constr. Of 43 Akre-jma Access Road In Dohuk	33,870.00
Iraq	Jamal Hawez Company	Constr. Of Health Ctr, 1 Staff House In Khate Village	31,776.00
Iraq	Betwata Company	Constr. Of Parapet And Installation Of Ladder In Betwata Idp	30,749.00
Jordan	Housing And Urban Development Corporation	Ump Regional Office For Arab States	30,000.00
Kenya	Urgent Cargo Handling Ltd.	Clearing & Forwarding Services (Air Import & Sea Export)	4,969,301.80
Kenya	Tabaki	Provision Of Diplomatic Pouch Services	144,839.32
Kenya	Markfirst (K) Ltd.	Clearing & Forwarding Services (Air Export & Sea Import)	122,347.16
Kenya	Pegrume And Co. Ltd.	Operation And Maintenance Of Pabx And Data Cabling	90,000.00
Kenya	Apollo Tours & Travel Ltd.	Provide Shuttle Services To Unep/Unchs/Un-habitat/Unicef Staff	80,126.58
Kenya	Skytech Communications Resources Ltd.	Maintenance Of Simultaneous Interpretation And Voting Equipmen	46,694.00
Kenya	Radar Limited	Provision Of Security Services (Dogs And Dog Handlers)	37,320.00
Netherlands	International Water And Sanitation Centre (Irc)	Design Watsan Implementation Plan For The Settlement Rehab Pr	129,778.00
Norway	N/A	System Subnet-a And B Earth Stations.	152,000.00
Norway	Grid-arendal	Provide Unep.net Environmental Information Internet Portal Servic	144,000.00
Raq	Rezheen Contracting	Constr. Of Road In Raza Sector	421,100.00
Raq	Arafat Company	Constr. Of School In Kalar Town	291,300.00
South Africa	P & Dm	Information Dissemination, Institutional And Capacity Building	84,000.00
Sri Lanka	Sevanatha Urban Resource Centre	Ump In Colombo	87,760.00
Sweden	BIAB International AB	Cartographic drafting	33,591.00
Switzerland	Swisscom Ltd.	Maintain And Operate The Mercure Facilities At Leuk E/S	166,883.00
United Kingdom	Crown Agents	Technical Services	1,142,801.82
United Kingdom	Smi (Distribution Services) Ltd.	Provision Of Storage & Distribution Of Unchs/Unep/Unon Publicati	125,000.00
United Kingdom	The Panos Institute London	Preparation Of International Conference	106,651.00
United Kingdom	Earthscan Publications Ltd.	Produce And Print Global Environment Outlook-3	85,000.00
United Kingdom	N/A	Illegal Trade In Ozone Depleting Substances	33,750.00
USA	Inspectorate America Corp	Technical Services	502,945.00
USA	Prographics, Inc.	Printing services	388,102.00
USA	SDV Transport (USA) Inc	Freight forwarding	224,692.00
USA	Kohnke Architects, PC	Interior design	200,000.00
USA	Precision Management Group, Inc.	Computer project management	196,560.00
USA	Proforma PrintGraphics	Printing, publishing and bookbinding	187,575.00
USA	Kuehne & Nagel Inc.	Freight forwarding	157,744.00
USA	Training Resources Group Inc	Management Training	155,301.00
USA	Real Design	Design	150,133.00
USA	Saybrook Productions, Ltd.	Production	99,860.00
USA	Management Systems Information	Consultancy Services	90,000.00
USA	Security Delivery Service, Inc.	Storage And Distribution	79,800.00
USA	Siemens Business Communication	Telecommunications	68,284.00

**Major Subcontracts placed by Agency during 2001**  
(Orders of USD 30,000 or more)

Agency/Country Procurement	Name of supplier	Description of goods (equipment)	Total Cost (USD)
<b>UNON (cont.)</b>			
USA	Colin Construction	Construction	67,662.00
USA	Herman Miller C/o WB Wood	System installation	67,554.00
USA	John S. Swift Co., Inc.	Printing	62,830.00
USA	Douglas Gould & Company	Training	60,550.00
USA	Kekkai Corporation	Consultancy Services	48,000.00
USA	Thomas Craven Films Corporation	Film And Video Production	46,340.00
USA	American Management Association	Management Training	40,000.00
USA	Woods Hole Group Inc.	Prepare Transboundary Diagnostic Analysis & Sap	37,500.00
USA	Epresence	Consultancy Services	35,000.00
Zaire	Parisi Company	Execution Of Anti-erosive Activities In Mataba 1 In Kinshasa	1,247,225.50
Zaire	Bicoco Company	Execution Of Anti-erosive Activities In Mataba 1 In Kinshasa	31,010.00
Zimbabwe	Municipal Development Programme (Mdp)	Regional Anchor Institution For Ump Regional Office In Africa	63,000.00
<b>UNFPA</b>			
Australia	N/A	Technical Services	30,514.00
Canada	N/A	Printing	76,502.00
Denmark	N/A	Printing	425,547.00
Germany	N/A	Freight Forwarding	86,080.00
Sweden	N/A	Cartographic Drafting	33,591.00
United Kingdom	N/A	Technical Services	1,142,801.82
United Kingdom	N/A	Preparation Of International Conference	106,651.00
USA	N/A	Technical Services	502,945.00
USA	N/A	Printing Services	388,102.00
USA	N/A	Freight Forwarding	224,692.00
USA	N/A	Interior Design	200,000.00
USA	N/A	Computer Project Management	196,560.00
USA	N/A	Printing, Publishing And Bookbinding	187,575.00
USA	N/A	Freight Forwarding	157,744.00
<b>UNFPA (cont.)</b>			
USA	N/A	Management Training	155,301.00
USA	N/A	Design	150,133.00
USA	N/A	Production	99,860.00
USA	N/A	Consultancy Services	90,000.00
USA	N/A	Storage And Distribution	79,800.00
USA	N/A	Telecommunications	68,284.00
USA	N/A	Construction	67,662.00
USA	N/A	System Installation	67,554.00
USA	N/A	Printing	62,830.00
USA	N/A	Training	60,550.00
USA	N/A	Consultancy Services	48,000.00
USA	N/A	Film And Video Production	46,340.00
USA	N/A	Management Training	40,000.00
USA	N/A	Consultancy Services	35,000.00
<b>UNHCR</b>			
Albania	Pelikan Shipping & Forwarding Agenc	Sefreight Transport	69,000.00
Canada	Christie Communications Ltd	Production And Delivery Of Cd-rom For Training Staff	174,181.00
Canada	The Commonwealth Of Learning	Delivery Of Training	168,100.00
Canada	Christie Communication Ltd	Development Of A Cd-rom For Learning Programme	120,636.00
Canada	Sierra Systems Consultants Inc.	Professional Consultancy	66,225.00
Canada	Uman Resource Sytems Group Ltd	N/A	41,275.00
Canada	Col International	Design & Delivery Of Learning Programme	37,521.00
Denmark	Kuehbe & Nagel Dal Logistics A/S	Seafreight Transport	122,330.00
Denmark	Kuehbe & Nagel Dal Logistics A/S	N/A	39,100.00
Denmark	Kuehbe & Nagel Dal Logistics A/S	Rail Transport	34,300.00
France	Peoplesoft France Sa	Annual Peoplesoft Modules Maintenece	120,869.00
France	Peoplesoft France Sa	Maintenance & Support	103,022.00
France	Louma Productions	Design, Layout, Typesetting	36,190.00
Ireland	Novell Ireland Software Limited	Novell Support Service	405,355.00

**Major Subcontracts placed by Agency during 2001  
(Orders of USD 30,000 or more)**

Agency/Country Procurement	Name of supplier	Description of goods (equipment)	Total Cost (USD)
<b>UNHCR</b>	<b>(cont.)</b>		
Ireland	Emma Ltd	Design, Prepare, Facilitate Emergency Workshop	59,775.00
Italy	Arti Grafiche Amilcare Pizzi	Printing Magazine Refugees	73,777.00
Kenya	Desert Locust Control Org. E-africa	Light Aircraft Charters	529,675.00
Kenya	Transworld Safaris (K) Ltd	Light Aircraft Charters	418,500.00
Kenya	Transworld Safaris (K) Ltd	Light Aircraft Charters	167,500.00
Netherlands	Horizon Computer Services	Software Development	162,500.00
Norway	A/S Aircontact	Air Freight Transport	717,147.00
Norway	A/S Aircontact	Air Charter Services	67,000.00
South Africa	King Air Services	Aircraft Charters For Drc	635,675.00
South Africa	King Air Services	Aircraft Charters	555,942.00
South Africa	King Air Services	Aircraft Charters	184,000.00
Switzerland	Bechtle Comsoft Direct	Purchase & Maintenance Of Software Products	1,159,641.00
Switzerland	Sita	Lan Infrastructure Components	595,580.00
Switzerland	Iss Facility Services Sa	Cleaning Services	417,012.00
Switzerland	Open Text Ag	Professionnal Services	361,185.00
Switzerland	Etv Software Engineering Sa	Consultancy Services	336,244.00
Switzerland	Tnt Swiss Post Sa	Express Mail Services	289,024.00
Switzerland	Xerox Office Supplies Sa	Leasing Of Reproduction Machines	200,581.00
Switzerland	Mannet Sarl	Management Learning Programme	164,650.00
Switzerland	Opentext Ag	Annual Software Maintenance	133,363.00
Switzerland	Opentext Ag	Data Base Adminisatror Services	115,840.00
Switzerland	Dgm Veron Grauer Sa	Storekeeper Services	112,500.00
Switzerland	Audio-visuel Bt	Video Wall For Visitor Centre	110,465.00
Switzerland	Open Text Ag	Database Administrator Services	102,822.00
Switzerland	Opentext Ag	Project Management Services	90,576.00
Switzerland	Gartner Group	Support Services	90,000.00
Switzerland	Id Integrated Data Sa	Consultancy Services	87,640.00
Switzerland	Open Text Ag	Project Management Services	80,387.00
Switzerland	Open Text Ag	Annual Sotware Maintenance	75,824.00
Switzerland	Delphisoft Sa	Software Services	71,856.00
Switzerland	Atar Roto Presse Sa	Printing	66,850.00
Switzerland	Peoplesoft (Switzerland) Ag	Software Training	63,393.00
Switzerland	N/A	Printing	58,185.00
Switzerland	Id Integrated Data Sa	Consultancy Services	53,933.00
Switzerland	Opentext Ag	Technical Support Livelink/Irims Services	52,560.00
Switzerland	Presses Centrales Lausanne Sa	Printing	49,111.00
Switzerland	Open Text Ag	Technical Support Livelink/Irims Services	46,871.00
Switzerland	Challenge Career Counseling Sa /	Training	44,944.00
Switzerland	Lan Expert	Hq-lan Maintenance	44,578.00
Switzerland	E-secure Sarl	Software Services	43,491.00
Switzerland	Eden Springs Ltd	Water Fountains Services	40,000.00
Switzerland	Ibm (Suisse)	Analysis & Design On-line Job	38,936.00
Switzerland	Atar Roto Presse Sa	N/A	38,932.00
Switzerland	Open Text Ag	Development/Review Of Documentation	37,300.00
Switzerland	Speed Imprimerie Darl	Printing	36,238.00
Switzerland	Oracle Software (Schweiz) Gmbh	Software Services	36,096.00
Switzerland	Tnt Internatiional Mail (Swi) Sa	Priority Mail Services	36,000.00
Switzerland	Delphisoft Sa	Software Services	35,714.00
Switzerland	Etv Software Engineering Sa	Software Services	35,064.00
Switzerland	Atar Roto Presse Sa	Network Services	32,000.00
Switzerland	Dhl Sa	Special Mail Services (Dhl)	30,909.00
United Kingdom	Abts Training Services	Awareness Campaign	391,304.00
United Kingdom	Vine Management	Air Freight Transport	283,500.00
United Kingdom	Valid International Limited	Management Consultancy	217,391.00
United Kingdom	Chapman Freeborn Airchartering	Evaluation Services	211,281.00
United Kingdom	Chapman Freeborn Airchartering	Air Charter Services	102,000.00
United Kingdom	British Broadcasting Corp. World	Consultancy Services	85,000.00
United Kingdom	Etv Software Engineering Sa	Air Transport	61,500.00
United Kingdom	Greenshields Cowie & Co	Video Production For Learning Programme	57,307.00
United Kingdom	Market & Opinion Research	Air Transport	55,790.00
United Kingdom	Practical Management	Consultancy Services	50,000.00
United Kingdom	Chapman Freeborn Airchartering	Air Charter Services	49,500.00
United Kingdom	Price Waterhouse Coopers	Review And Analysis Consultancy	44,819.00
United Kingdom	Television Trust For Environment	Consultancy Services	40,350.00

**Major Subcontracts placed by Agency during 2001**  
(Orders of USD 30,000 or more)

Agency/Country Procurement	Name of supplier	Description of goods (equipment)	Total Cost (USD)
<b>UNHCR (cont.)</b>			
United Kingdom	Open Text Ag	Software Maintenance	31,615.00
USA	Air Serv International	Air Charter	528,935.00
USA	Practical Management	Air Charter	457,295.00
USA	Left Brain Solutions Inc	Research Services	330,165.00
USA	Fletcher School Of Law & Diplomacy	Air Charter	210,000.00
USA	Air Serv International	Training	167,775.00
USA	Worldspace Corporation	Project Management Services	79,000.00
USA	Chapman Freeborn Airchartering	Consultancy Services	59,059.00
USA	Air Serv International	Databroadcast Service	49,500.00
USA	Interworks	Data Broadcast Services	49,000.00
<b>UNIDO</b>			
Bulgaria	ETP foundation	N/A	31,300.00
China	Stewart & Stevenson international inc.	N/A	4,359,254.00
China	Sepa	N/A	3,770,000.00
China	Sepa	N/A	2,797,500.00
China	Sepa	N/A	2,042,859.00
China	Sepa	N/A	2,000,000.00
China	Stewart & Stevenson international inc.	N/A	880,600.00
China	Bankshen electric appliances co.	N/A	500,000.00
China	Zhejiang Moganshan Rongsheng Elec.	N/A	302,614.00
China	Shanghai Industrial foreign corp.	N/A	191,400.00
China	Stewart & Stevenson services inc.	N/A	105,727.00
China	Bankshen electric appliances co.	N/A	102,179.00
China	Sepa	N/A	65,000.00
China	Sepa	N/A	65,000.00
China	Sepa	N/A	65,000.00
China	Bankshen electric appliances co.	N/A	63,400.00
China	Inbar	N/A	62,500.00
China	Moganshan eletrec appliances co. ltd.	N/A	52,050.00
China	Aucma Zhejiang electrical equipment co.	N/A	43,468.00
Czech & Slovak F	Technology centre	N/A	120,000.00
Czech & Slovak F	Czech Cleaner Production centre	N/A	52,724.00
Egypt	Egyptian enviromental affairs agency	N/A	48,500.00
Egypt	Photoenergy Center	N/A	30,000.00
France	Ateliers Chappaz SA.	N/A	670,640.00
France	Centre National de la Recherche Scient.	N/A	31,511.00
Germany	Hennecke	N/A	480,000.00
Germany	Hennecke	N/A	450,000.00
Germany	Hennecke	N/A	450,000.00
Germany	Hennecke	N/A	450,000.00
Honduras	Infop	N/A	82,996.00
Hungary	Berva Rt.	N/A	403,983.00
Hungary	Innostart	N/A	120,000.00
India	Svis Labs	N/A	101,273.00
India	Council of Scient and research	N/A	39,530.00
India	Icrier	N/A	35,500.00
India	Sahand Mina Engineering Co. Ltd.	N/A	32,600.00
Indonesia	Directorate for enviroment. Technol. (BPPT)	N/A	30,000.00
Iran	Emerson Co.	N/A	38,073.00
Iran	Sahand Mina Engineering Co. Ltd.	N/A	33,000.00
Italy	Imptami ons. spa	N/A	1,090,700.00
Italy	Cannon/bgnd sistem	N/A	424,600.00
Italy	Galiiled TP Process equipment spa	N/A	418,037.00
Italy	Sapid	N/A	371,000.00
Italy	Impianti	N/A	274,700.00
Italy	Afros Spa	N/A	194,000.00
Italy	Afros Spa	N/A	159,000.00
Italy	Afros Spa	N/A	130,900.00



**Major Subcontracts placed by Agency during 2001**  
(Orders of USD 30,000 or more)

Agency/Country Procurement	Name of supplier	Description of goods (equipment)	Total Cost (USD)
<b>UNIDO (cont.)</b>	<b>(cont.)</b>		
Italy	Sicplant	N/A	101,050.00
Italy	Area science park (rental for 2001)	N/A	85,134.00
Italy	Impianti oms	N/A	82,400.00
Italy	Impianti oms	N/A	82,400.00
Italy	Perros	N/A	82,300.00
Italy	Perros (am 2 to contract 97/019)	N/A	82,300.00
Italy	Impianti oms spa	N/A	67,100.00
Italy	Impianti oms spa	N/A	67,100.00
Italy	Impianti oms spa	N/A	67,100.00
Italy	Citer	N/A	62,056.00
Italy	TDF	N/A	61,890.00
Italy	Assonac servizi srl.	N/A	60,000.00
Italy	Tessile di como	N/A	59,670.00
Italy	Pisie	N/A	59,430.00
Italy	Forgea International	N/A	39,952.00
Italy	Pisie	N/A	37,500.00
Jordan	Vocational Training Corp.	N/A	82,700.00
Jordan	Professional Engineers	N/A	52,500.00
Jordan	Nedal Raja Al-dwaik Ets.	N/A	51,874.00
Jordan	El-Shami co.	N/A	45,545.00
Macao	Faculty of agriculture	N/A	82,000.00
Malaysia	Chong brothers group of companies	N/A	82,000.00
Morocco	Institut agronomique et verterinaire	N/A	300,000.00
Morocco	Sonyafroid Co.	N/A	93,195.00
Morocco	Ecole moh D'ingentiures,moh v. univ.	N/A	35,000.00
Oman	Minstry of regional municipalities	N/A	78,950.00
Pakistan	Pel	N/A	68,950.00
Pakistan	In consult (amendment 2;con 99/211)	N/A	45,000.00
Peru	Itap	N/A	63,000.00
Poland	Information processing centre	N/A	120,000.00
Poland	Cadlecular and wacromol. Studies (cmms)	N/A	30,000.00
Romania	Ecoind	N/A	46,914.00
Senegal	L'association conseil pour l'action	N/A	35,000.00
Slovakia	Bic Group	N/A	120,000.00
Slovakia	Sncpc.	N/A	37,490.00
Spain	Atju	N/A	45,608.00
Sri Lanka	United electricals engineering	N/A	103,379.00
Sri Lanka	Cloting industry tranning authority	N/A	70,000.00
Sri Lanka	Mocci	N/A	50,000.00
Sri Lanka	Bgc.	N/A	48,446.00
Sudan	The ozone office	N/A	50,000.00
Sweden	Swedac	N/A	45,100.00
Switzerland	WBCSO	N/A	30,000.00
Tanzania	Tanzania Gatsby trust (TGT)	N/A	60,000.00
Turkey	Izotek	N/A	240,121.00
Turkey	Purtiz Co.	N/A	131,000.00
United Kingdom	Cannon Viking	N/A	450,000.00
United Kingdom	Beawech Group	N/A	416,480.00
United Kingdom	Central science laboratory	N/A	145,036.00
United Kingdom	BWI kp. Aerofill	N/A	108,503.00
United Kingdom	BWI kp. Aerofill	N/A	85,961.00
United Kingdom	Frperc	N/A	68,969.00

**Major Subcontracts placed by Agency during 2001**  
(Orders of USD 30,000 or more)

Agency/Country Procurement	Name of supplier	Description of goods (equipment)	Total Cost (USD)
<b>UNIDO (cont.) (cont.)</b>			
United Kingdom	BWI kp. Aerofill	N/A	68,283.00
United Kingdom	Wurdoch Consulting Co.	N/A	49,852.00
United Kingdom	BWI kp. Aerofill	N/A	48,125.00
United Kingdom	BWI kp. Aerofill	N/A	45,925.00
Uruguay	Agro consulting s.a	N/A	1,740,704.00
USA	Business & technology sirat	N/A	45,000.00
USA	Univ. of wass. Lowell/res. Foundation	N/A	40,962.00
USA	Synergy International	N/A	31,000.00
USA	Synergy int'l system	N/A	30,000.00
Venezuela	Invitrel	N/A	181,788.00
Venezuela	Fanesi	N/A	60,800.00
Venezuela	Epot	N/A	41,120.00
<b>UNOG</b>			
Belgium	Televic sa	Office, computer and communication equip. Maintenance & repair	232,729.00
Belgium	Crowne plaza hotel	Hotel industry	171,820.00
Belgium	J. Van breda & CO. International	Insurance	99,638.00
Bulgaria	Eneffect	Legal specialisms	32,250.00
Canada	Campos & Stratis	Legal specialisms	662,676.00
Canada	Campos & Stratis	Legal specialisms	55,000.00
Denmark	Aviation assistance a/s	Airline management and operations	1,000,000.00
Denmark	Aviation assistance a/s	Airline management and operations	640,000.00
Denmark	Aviation assistance a/s	Airline management and operations	350,000.00
Denmark	Aviation assistance a/s	Airline management and operations	220,000.00
France	Mazars & Guerard	Legal specialisms	225,530.00
France	Dynetcom.	Local network area maintenance	191,314.00
France	Spie-trindel	General building maintenance and repair n.e.c.	165,619.00
France	Spie-trindel	Machinery, electrical equipment and vehicles maintenance & repair	123,155.00
France	Prezioso	General building maintenance and repair n.e.c.	79,840.00
France	Spie-trindel	Machinery, electrical equipment and vehicles maintenance & repair	73,071.00
France	Oger international	Engineering design	72,180.00
France	Prezioso	General building maintenance and repair n.e.c.	69,558.00
France	Gaz de France	Legal specialisms	68,750.00
France	Spie-trindel	Electrical installations maintenance & repair	63,953.00
France	Spie-trindel	Building maintenance & repair n.e.c.	63,953.00
France	Spie-trindel	Electrical installations maintenance & repair	60,606.00
France	Spie-trindel	Telephone services	60,583.00
France	Coficiel bungalows	Real estate services	54,562.00
France	Malinvaud freres sa	Printing services	46,007.00
France	Imsys	Insurance	45,000.00
France	Spie-trindel	Telephone services	40,000.00
France	Dynetcom.	Vendor-specific software support and maintenance	39,020.00
France	Imprimerie chirat	Printing services	36,509.00
France	Abylis sarl	Legal specialisms	35,000.00
France	Spie-trindel	Electrical installations maintenance & repair	33,964.00
Germany	Federal Research centre for forestry	Legal specialisms	66,000.00
India	Economic research fondation	Legal specialisms	55,000.00
India	Aptech limited	EDP maintenance	40,000.00
Ireland	Emma ltd	Training	38,775.00
Kyrgystan	Kyrgyz science technical centre	Legal specialisms	39,000.00
Kyrgystan	Kyrgyz science technical centre	Legal specialisms	39,000.00
Kyrgystan	Karlsson travel ltd	Legal specialisms	37,500.00
Netherlands	Gab Robins takkenberg b.v.	Legal specialisms	93,940.00
Netherlands	Gab Robins takkenberg b.v.	Legal specialisms	67,181.00
Netherlands	Rivm	Legal specialisms	45,000.00
Netherlands	Active voice bv	Telephone services	35,100.00
Norway	Ensi-energy saving international as	Legal specialisms	55,200.00
Norway	Ensi-energy saving international as	Legal specialisms	55,200.00

**Major Subcontracts placed by Agency during 2001**  
(Orders of USD 30,000 or more)

Agency/Country Procurement	Name of supplier	Description of goods (equipment)	Total Cost (USD)
<b>UNOG (cont.)</b>			
South Africa	Talent consortium	Legal specialisms	40,000.00
Sweden	Swedish corrosion institute	Legal specialisms	70,000.00
Switzerland	Privera immeubles commerciaux sa	Real estate services	1,519,379.00
Switzerland	Iss multiservice sa	Cleaning services	1,273,256.00
Switzerland	Iss multiservice sa	Cleaning services	515,152.00
Switzerland	Fondation des immeub. Organ. Intern.	Real estate services	469,888.00
Switzerland	Jacques bugna	Conditions of employment	296,000.00
Switzerland	Detan etancheite sa	General building maintenance and repair n.e.c.	290,698.00
Switzerland	Arthur andersen	Accounting systems and methods	258,600.00
Switzerland	Sharp electronics sa	Office equipment leasing & rental	182,000.00
Switzerland	Cavecchia sa	Construction services n.e.c.	168,605.00
Switzerland	Danka suisse sa	Office equipment leasing & rental	165,000.00
Switzerland	Neo vac ag	Hydraulic structures related services	163,141.00
Switzerland	Alstom contracting sa	Telephone services	150,000.00
Switzerland	Cavecchia sa	Construction services n.e.c.	147,904.00
Switzerland	J&B jardins et batiments sa	General building maintenance and repair n.e.c.	143,878.00
Switzerland	Alcatel e-business distribution sa	Telephone services	138,907.00
Switzerland	Sharp electronics sa	Office equipment leasing & rental	122,000.00
Switzerland	Alcatel e-business distribution sa	Office, computer and communication equip. Maintenance & repair	104,672.00
Switzerland	Ascenseurs schindler sa	Electrical installations maintenance & repair	98,837.00
Switzerland	Sharp electronics sa	Office equipment leasing & rental	98,780.00
Switzerland	Danka suisse sa	Office equipment leasing & rental	92,260.00
Switzerland	Sharp electronics sa	Office equipment leasing & rental	92,000.00
Switzerland	Jacques bugna	Engineering design	87,455.00
Switzerland	Atel bornet sa	Machinery, electrical equipment and vehicles maintenance & repair	86,861.00
Switzerland	Privera immeubles commerciaux sa	Vehicle parking services	79,127.00
Switzerland	Alcatel e-business distribution sa	Office, computer and communication equip. Maintenance & repair	68,514.00
Switzerland	Oracle software ag	Operations maintenance & support	68,294.00
Switzerland	Sharp electronics sa	Office equipment leasing & rental	60,256.00
Switzerland	Compaq computer	Vendor-specific software support and maintenance	59,758.00
Switzerland	Compaq computer	Vendor-specific software support and maintenance	59,745.00
Switzerland	Iss multiservice sa	Vehicle rental	59,592.00
Switzerland	Arthur andersen	Trade facilitation	58,500.00
Switzerland	Compaq computer	Vendor-specific software support and maintenance	58,140.00
Switzerland	Evm menuiserie sarl	Locksmiths	57,982.00
Switzerland	Compaq computer	Vendor-specific software support and maintenance	55,417.00
Switzerland	Sopra informatique sa	Computer programming management	54,545.00
Switzerland	Hewlett-packard	PC maintenance & support	50,912.00
Switzerland	Systor sa	Production engineering	50,629.00
Switzerland	Primark schweiz ag	services	49,744.00
Switzerland	Compaq computer	Vendor-specific software support and maintenance	48,982.00
Switzerland	Atar sa	Printing services	48,270.00
Switzerland	Danka suisse sa	Office equipment leasing & rental	47,728.00
Switzerland	Robert vuillaume sa	Construction services n.e.c.	47,067.00
Switzerland	Decan suisse sa	Data processing services	46,563.00
Switzerland	Calorie sa	Building maintenance & repair n.e.c.	46,061.00
Switzerland	Siemens building technologies sa	Security installations maintenance & repair	45,830.00
Switzerland	Microsoft ag	services	43,114.00
Switzerland	Vedior newjob sa	Chauffeur services	42,378.00
Switzerland	Iss multiservice sa	Vehicle rental	40,950.00
Switzerland	J&B jardins et batiments sa	General building maintenance and repair n.e.c.	40,476.00
Switzerland	Darest & Sunset	N/A	40,114.00
Switzerland	Arthur andersen	Legal specialisms	39,850.00
Switzerland	SFS batiment et artisanat	Construction services n.e.c.	39,130.00
Switzerland	G. constantin sa	Plumbing maintenance & repair	38,337.00
Switzerland	Batigroup sa	Plumbing maintenance & repair	38,252.00
Switzerland	Emcaro	General building maintenance and repair n.e.c.	37,881.00
Switzerland	Voirie service rmsa	Waste disposal related services	36,047.00
Switzerland	Securitas sa	security services	35,122.00
Switzerland	Atar sa	Printing services	34,831.00
Switzerland	Vedior newjob sa	Chauffeur services	34,551.00
Switzerland	Mottu sa	Construction services n.e.c.	33,408.00
Switzerland	Uniqua assurances sa	Legal specialisms	33,333.00
Switzerland	Cavecchia sa	Construction services n.e.c.	33,082.00
Switzerland	Corazzi international	Construction services n.e.c.	32,972.00
Switzerland	Danka suisse sa	Office, computer and communication equip. Maintenance & repair	32,683.00
Switzerland	Constructions tubulaires sa	General building maintenance and repair n.e.c.	32,298.00
Switzerland	Cavecchia sa	Construction services n.e.c.	30,909.00
Switzerland	Saatchi and saatchi sa	Legal specialisms	30,000.00

**Major Subcontracts placed by Agency during 2001**  
(Orders of USD 30,000 or more)

Agency/Country Procurement	Name of supplier	Description of goods (equipment)	Total Cost (USD)
<b>UNOG (cont.)</b>			
United Kingdom	Bdo stoy hayward ltd	Legal specialisms	1,291,147.00
United Kingdom	Deloitte & Touche	Legal specialisms	1,059,958.00
United Kingdom	Deloitte & Touche	Legal specialisms	581,099.00
United Kingdom	Cunningham lindsey international ltd	Legal specialisms	571,199.00
United Kingdom	Cunningham lindsey international ltd	Legal specialisms	477,509.00
United Kingdom	Campos & Stratis limited	Legal specialisms	367,689.00
United Kingdom	Rgl international limited	Legal specialisms	254,174.00
United Kingdom	Pannel kerr forster	Legal specialisms	238,260.00
United Kingdom	Campos & Stratis limited	Legal specialisms	179,800.00
United Kingdom	Blue sky communications ltd	Legal specialisms	118,766.00
United Kingdom	Genisys software	Legal specialisms	41,340.00
United Kingdom	Genisys software	Legal specialisms	39,840.00
United Kingdom	Deloitte & Touche	Legal specialisms	38,120.00
United Kingdom	Oracle corporation uk	Vendor-specific software support and maintenance	30,326.00
USA	Crowe chizek & company llp	Legal specialisms	1,162,101.00
USA	Crowe chizek & company llp	Legal specialisms	450,000.00
USA	Industrial economics inc	Legal specialisms	358,087.00
USA	Jb international inc	Computer project management	261,351.00
USA	Industrial economics inc	Legal specialisms	190,684.00
USA	Endeavor information systems inc	PC maintenance & support	32,490.00
<b>UNOV</b>			
Austria	Gebrueder Weiss Gmbh	Diplomatic Pouches	245,048.18
Austria	Global One Gmbh	Telephone Services - Global One	200,544.25
Austria	Corporate Express	Office Supplies	135,551.73
Austria	Gebrueder Weiss Gmbh	Diplomatic Pouches	71,393.42
Austria	European Telecom International Ag	Telephone Services - European Telecom	63,675.30
Austria	Unisys Gmbh	Unisys/Unix Maintenance	53,955.10
Austria	Adolf Holzhausens Buchdruckerei Gmbh	Printing Services For Unpa Journals	51,530.96
Austria	Coco Software Engineering Gmbh	Legislative Information System	40,000.00
Austria	Euro Grafik Gmbh	Printing Services	36,107.91
Austria	Colt Telecom Austria Gmbh	Colt Internet Services	35,503.45
Austria	Tnt International Mail	Tnt Bulk	34,682.43
Austria	Compeco Handels Gmbh	Pm/400, As/400 Maintenance Contract	31,019.91
Austria	Dhl International Gmbh	Dhl Courier & Bulk Mail	30,543.55
Austria	Wachtel & Partner	Issue Of Nobel Peace Prize And Special Euro Mailing	57,944.72
Cyprus	Topcare Services Ltd	Marketing	30,000.00
Netherlands	Quinx Research	Epidemiology Report	33,000.00
<b>WMO</b>			
Brazil	Dr Wesley Wey Junior	Design of a Master Management Plan	42,670.00
Mexico	Planeacion, Sistemas Y Control	Technical support to the Water Resources Management Project	116,400.00
Mexico	Envirotech Tecnologias Ambientales	Upgrading and putting into operation the	105,750.00
Mexico	Planeacion, Sistemas Y Control	Implementation of the Water Resources Management Project	54,690.00
Russia	Komet	Restoration and modernization of upper-air stations	42,500.00
Slovak Republic	Microstep-mis	Application software for Data Base System	93,810.00
Switzerland	Empa	Purchase and delivery of spare parts for environmental monitoring	35,000.00
USA	Daiban Contracting & Gen. Transport Est	Site preparation for installation of automatic weather stations	303,450.00
USA	Environment & Development Services	Subscription to a 64 Kbps Circuit	197,980.00
USA	First Technology	Upgrading the hardware and software of the national network of ob	46,470.00

**TOP TEN ITEMS/PRODUCT GROUPS PROCURED BY AGENCY DURING 2001**

**Agency: UNECA**

Rank	Items/Product Group	No. of PO's	Value (USD)
1	Computer hardware and software	37	\$2,237,112.06
2	Communication equipment	7	\$705,894.12
3	Building materials	83	\$519,990.10
4	Office furniture and equipment	30	\$328,164.73
5	Office supplies	19	\$284,803.83
6	Printing and publishing equipment	10	\$222,798.24
7	Printing and publishing supplies	7	\$210,082.62
8	Motor vehicles	3	\$148,893.91
9	Uniforms linen and related	7	\$143,739.44
10	Medicines	43	\$129,701.97
		<b>246</b>	<b>4,931,181.02</b>
<b>Total number of purchase orders raised during 2001:</b>		<b>352</b>	

**Agency: ESCAP**

Rank	Items/Product Group	No. of PO's	Value (USD)
1	Elevators/Escalators Upgrading	1	\$856,983.15
2	Air Conditioning System Treatment/Upgrading	4	\$681,035.50
3	Publications	233	\$322,483.31
4	Pc, Desktop	10	\$222,285.20
5	Printers	17	\$144,560.25
6	Electrical Items	86	\$102,302.89
7	Security Services	2	\$94,106.00
8	Outsourced Personnel Services	20	\$87,496.83
9	Servers	3	\$80,813.83
10	Softwares	40	\$79,514.85
		<b>416</b>	<b>2,671,581.81</b>
<b>Total number of purchase orders raised during 2001:</b>		<b>780</b>	

**Agency: ECLAC**

Rank	Items/Product Group	No. of PO's	Value (USD)
1	Processing Units For Edp And Accessories And Parts Thereof	30	342,733.99
2	Pulp, Paper, Paperboard For Pri Nting Or Other Graphic Pu	14	177,496.15
3	Software, Computer, Including Manua Ls	42	164,890.56
4	Input/Output Units For Edp, Accessories And Parts Thereof	16	91,891.65
5	Electricity Distribution Or Control Apparatus And Equipment	5	88,775.34
6	Furniture	12	85,918.20
7	Petroleum Oils And Other Petroleum Products	6	75,758.74
8	Expendables Nad Accessories For Use With Edp Equipm Ent	6	69,021.29
9	Pumps, Comppressors, Hidraulic, Pneumatic Power Engines	4	43,173.92
10	Printing And Bookbinding Equipment	8	27,518.59
		<b>143</b>	<b>1,167,178.42</b>
<b>Total number of purchase orders raised during 2001:</b>		<b>405</b>	

**Agency: FAO**

Rank	Items/Product Group	No. of PO's	Value (USD)
1	Machinery, Special purpose	140	\$50,297,661.96
2	Basic Chemicals	64	\$11,242,773.95
3	Grain Mills and Starch products	9	\$10,853,967.33
4	Agricultural products	109	\$10,771,054.62
5	Transport	188	\$8,859,620.79
6	Pharmaceuticals & Vaccines	85	\$6,634,270.72
7	Office/Computer Machinery	917	\$6,101,484.56
8	Animal, Lives and animal products	9	\$2,460,094.06
9	Machinery, General purpose	26	\$2,443,218.80
10	Medical appliances	113	\$2,349,675.71
		<b>1,660</b>	<b>112,013,822.50</b>
<b>Total number of purchase orders raised during 2001:</b>		<b>2,634</b>	

**Agency: IAEA (Tech Co-op)**

Rank	Items/Product Group	No. of PO's	Value (USD)
1	Laboratory Equipment and Supplies	889	5,258,133.15
2	Nuclear Research / Radiation Monitoring Instruments	237	2,689,309.22
3	Accelerator, Electron	3	2,375,246.65
4	Nuclear Medicine Equipment	105	1,704,706.02
5	Electronic Equipment and Components	239	1,243,754.39
6	Gamma Camera	11	1,237,219.26
7	Chemicals	393	1,234,017.97
8	Entomological Equipment & Supplies	79	963,439.93
9	Services, Technical	28	895,358.98
10	Accelerator, Cyclotron	1	856,634.01
		<b>1,985</b>	<b>18,457,819.58</b>
<b>Total number of purchase orders raised during 2001:</b>		<b>4,433</b>	

**TOP TEN ITEMS/PRODUCT GROUPS PROCURED BY AGENCY DURING 2001**

**Agency: IAEA T.T Goods**

Rank	Items/Product Group	No. of PO's	Value (USD)
1	Processing units for EDP and accessories and parts thereof	453	\$4,739,208.00
2	Surveillance / control systems	27	\$4,192,212.00
3	Software, computer, including manuals	295	\$2,941,687.00
4	Laboratory equipment	145	\$2,759,426.00
5	Measuring, checking and testing instruments and appliances	107	\$2,273,586.00
6	Input/ Output units for EDP,accessories and parts thereof	567	\$1,656,166.00
7	Pulp, paper and paperboard	188	\$495,311.00
8	Electricity distribution or control apparatus and equipment	94	\$469,593.00
9	Metal products, fabricated, other	120	\$378,639.00
10	Expendables and accessories for use with EDP equipment	361	\$314,170.00
		<b>2,357</b>	<b>20,219,998.00</b>
<b>Total number of purchase orders raised during 2001:</b>		<b>N/A</b>	

**Agency: IAEA T.T Contracts.**

Rank	Items/Product Group	No. of PO's	Value (USD)
1	Engineering services	34	\$1,550,142.00
2	Special purpose equip. and machinery maintenance and repair	296	\$1,489,155.00
3	Leasing or rental services	41	\$1,396,613.00
4	Cartografic services	4	\$863,000.00
5	Quality control	40	\$829,454.00
6	Automation strategies and MIS	15	\$728,834.00
7	Operation, maintenance and support	53	\$608,003.00
8	General management services	15	\$605,195.00
9	Insatllation of machinerey and equipment	53	\$534,809.00
10	Vocational training	45	\$421,907.00
		<b>596</b>	<b>9,027,112.00</b>
<b>Total number of purchase orders raised during 2001:</b>		<b>N/A</b>	

**Agency: ICAO**

Rank	Items/Product Group	No. of PO's	Value (USD)
1	Radars for Brazil	N/A	\$25,674,350.00
2	Radars for Colombia	N/A	\$15,000,000.00
3	Digital microwave links	N/A	\$5,600,000.00
4	Air traffic control centre & radar/ ECU	N/A	\$4,972,047.00
5	Digital communication networks	N/A	\$3,649,704.00
6	Refuellers and Tankers for Ecuador	N/A	\$909,181.00
7	Air field lighting for Syria	N/A	\$772,412.00
8	Transponder & encoding altimeter	N/A	\$658,338.00
9	Satellite stations	N/A	\$617,232.00
10	Instrument landing systems	N/A	\$556,851.00
		<b>N/A</b>	<b>58,410,115.00</b>
<b>Total number of purchase orders raised during 2001:</b>		<b>410</b>	

**Agency: ILO**

Rank	Items/Product Group	No. of PO's	Value (USD)
1	Personal Computers And Accessories	755	\$5,014,430.00
2	Building Maintenance Equipment	369	\$2,441,478.00
3	Office Furniture	23	\$1,359,495.00
4	Office Supplies	94	\$603,362.00
5	Motor Vehicles	26	\$542,020.00
6	Office Machines And Photocopiers	78	\$350,901.00
7	Earth Moving And Construction Eqpt	12	\$317,814.00
8	Educational And Training Equipment	19	\$168,584.00
9	Motorcycles	6	\$44,342.00
10	N/A	N/A	N/A
		<b>N/A</b>	<b>10,842,426.00</b>
<b>Total number of purchase orders raised during 2001:</b>		<b>1,742</b>	

**Agency: PAHO**

Rank	Items/Product Group	No. of PO's	Value (USD)
1	Vaccines	N/A	128,056,697.00
2	Phamarceuticals	N/A	11,808,683.00
3	Agrochemicals	N/A	6,023,405.00
4	Computer Supplies nad Equipment	N/A	4,991,285.00
5	Laboratory Supplies and Equipment	N/A	3,658,269.00
6	Laboratory , Reagents and Culture Media	N/A	1,998,180.00
7	Syringes and Needles	N/A	1,972,395.00
8	Printing Supplies, Equipment and Services	N/A	1,041,469.00
9	Other	N/A	636,987.00
10	Audio-Visual Services and Equipment	N/A	238,831.00
		<b>N/A</b>	<b>160,426,201.00</b>
<b>Total number of purchase orders raised during 2001:</b>		<b>N/A</b>	

**TOP TEN ITEMS/PRODUCT GROUPS PROCURED BY AGENCY DURING 2001**

**Agency: UNICEF**

Rank	Items/Product Group	No. of PO's	Value (USD)
1	Vaccines/Biologicals	N/A	261,158,569
2	Water And Sanitation	N/A	55,400,445
3	Transport	N/A	39,625,605
4	IT & Office Supplies	N/A	38,769,669
5	Medical Supplies & Equip.	N/A	38,096,170
6	Education Supplies	N/A	34,531,995
7	Printing	N/A	25,034,559
8	Shelter/Field Equip.	N/A	22,861,009
9	Nutrition	N/A	19,419,246
10	Pharmaceuticals	N/A	16,230,484
<b>Total number of purchase orders raised during 2001:</b>		<b>N/A</b>	<b>551,127,750.03</b>

**Agency: UNIDO**

Rank	Items/Product Group	No. of PO's	Value (USD)
1	Machinery, special purpose, other and parts thereof	36	\$2,060,844.50
2	Packaging products of plastics	1	\$393,760.00
3	Measuring, checking and testing instruments and appliances	10	\$121,470.00
4	Electric motores, generators and transformers and parts there of	3	\$95,330.00
5	Food, beverages and tobacco processing machinery and parts thereof	4	\$92,198.00
6	Textile, apparel and lether production machinery and parts	3	\$50,655.00
7	Laboratory equipment	6	\$44,248.00
8	Tanks, reservoirs and containers of iron, steel or aluminium	1	\$35,450.00
9	Manufactured articles, other N.E.C.	1	\$20,457.00
10	Miscellaneous	1243	\$9,660,949.63
<b>Total number of purchase orders raised during 2001:</b>		<b>65</b>	<b>2,914,412.50</b>

**Agency: UNHCR**

Rank	Items/Product Group	No. of PO's	Value (USD)
1	Corporate Services	171	\$10,431,679.91
2	Pickups & 4 Wheel Drive	94	\$9,615,909.45
3	Tents (Various Types)	25	\$9,563,393.05
4	Telecommunications Equipment	283	\$6,374,638.73
5	Reinforced Plastic Tarpaulins	33	\$5,555,101.00
6	Kitchen Sets	26	\$3,747,366.60
7	Freight Of Purchase Orders	330	\$3,678,253.99
8	Computers & Supplies	218	\$3,255,338.43
9	Blankets	25	\$2,598,274.60
10	Specialised Vehicles	10	\$2,356,725.74
<b>Total number of purchase orders raised during 2001:</b>		<b>1,215</b>	<b>57,176,681.50</b>

**Agency: UNFPA**

Rank	Items/Product Group	No. of PO's	Value (USD)
1	Contraceptives	589	\$94,017,411.00
2	Medical Equipment	287	\$14,997,193.00
3	Services	239	\$7,882,876.00
4	Vehicles	93	\$5,005,953.00
5	Office Equipment and EDP equipment	218	\$3,821,131.00
6	Pharmaceuticals	30	\$3,126,200.00
7	Publication/Printing	48	\$2,015,235.00
8	Miscellaneous	51	\$1,150,383.00
9	Audio Visual	29	\$395,914.00
10	N/A	N/A	N/A
<b>Total number of purchase orders raised during 2001:</b>		<b>1,584</b>	<b>132,412,296.00</b>

**Agency: UNON**

Rank	Items/Product Group	No. of PO's	Value (USD)
1	Project Equipments	39	\$23,481,000.12
2	Petrol	11	\$1,092,584.37
3	Office Supplies	44	\$877,262.13
4	Office Equipment	133	\$835,634.22
5	Personal Computers/Printers	72	\$685,634.38
6	Printing/Printing Supplies	127	\$669,787.69
7	Motor Vehicles	9	\$537,671.11
8	Electrical	17	\$453,528.14
9	Building Materials	73	\$423,673.55
10	Miscellaneous/Services	144	\$371,145.02
<b>Total number of purchase orders raised during 2001:</b>		<b>669</b>	<b>29,427,920.73</b>

**TOP TEN ITEMS/PRODUCT GROUPS PROCURED BY AGENCY DURING 2001**

**Agency: UNOPS**

Rank	Items/Product Group	No. of PO's	Value (USD)
1	Iron And Steel Products, Rolled, Drawn And Folded	36	\$18,919,832.57
2	Machinery, Special Purpose, Other And Parts Thereof	230	\$15,974,748.52
3	Politics	8	\$14,988,774.73
4	Motor Vehicles And Parts And Accessories Thereof	94	\$9,187,744.28
5	Trade And Business Services	41	\$8,629,779.36
6	Construction	15	\$8,045,936.72
7	Transport Operations	67	\$4,791,826.30
8	Processing Units For Edp And Accessories And Parts Thereof	118	\$4,508,234.95
9	Copper, Nickel, Aluminium, Lead, Zinc And Tin Semi-finished Products	13	\$4,136,126.36
10	Medical And Surgical Equipment And Orthopaedic Appliances	37	\$3,743,519.04
		<b>659</b>	<b>92,926,522.83</b>
<b>Total number of purchase orders raised during 2001:</b>		<b>1,591</b>	

**Agency: UNOV**

Rank	Items/Product Group	No. of PO's	Value (USD)
1	Processing Units for EDP	N/A	\$1,072,089.08
2	Input/Output units for EDP	N/A	\$754,001.87
3	Software, computer	N/A	\$273,600.54
4	Furniture	N/A	\$233,560.57
5	Pulp, paper and	N/A	\$222,365.40
6	Muscle relaxants	N/A	\$42,387.50
7	Telecommunication	N/A	\$41,792.49
8	Projectors and related	N/A	\$39,447.60
9	Motor vehicles and parts	N/A	\$35,936.62
10	EDP equipment/machinery	N/A	\$27,166.79
		<b>N/A</b>	<b>2,742,348.46</b>
<b>Total number of purchase orders raised during 2001:</b>		<b>377</b>	

**Agency: WIPO**

Rank	Items/Product Group	No. of PO's	Value (USD)
1	Building matters	N/A	41,750,155.96
2	Consultancy services / contracts	N/A	37,980,927.48
3	IT Hardware	N/A	4,109,305.97
4	Miscellaneous Services	N/A	3,428,310.48
5	External Printing Services	N/A	2,787,689.60
6	Other office equipment	N/A	2,253,546.90
7	IT Software	N/A	2,071,391.50
8	Telecommunication Services	N/A	1,683,393.91
9	Miscellaneous	N/A	1,593,448.05
10	Consumables	N/A	1,436,756.69
		<b>N/A</b>	<b>99,094,926.54</b>
<b>Total number of purchase orders raised during 2001:</b>		<b>N/A</b>	

**Agency: WFP**

Rank	Items/Product Group	No. of PO's	Value (USD)
1	Transport	N/A	404,769,000.00
2	Food	N/A	294,000,000.00
3	Contracts/Services	N/A	37,440,000.00
4	Vehicles	N/A	18,720,000.00
5	Rapid Response Equipment	N/A	13,520,000.00
6	Fuel	N/A	12,480,000.00
7	It/ltc	N/A	11,440,000.00
8	Office	N/A	7,280,000.00
9	Communications	N/A	3,120,000.00
10	Ed	N/A	1,061,581.56
		<b>N/A</b>	<b>803,830,581.56</b>
<b>Total number of purchase orders raised during 2001:</b>		<b>N/A</b>	

**Agency: WHO**

Rank	Items/Product Group	No. of PO's	Value (USD)
1	Hospital Equipment	102	\$12,104,314.00
2	Laboratory Equipment	1415	\$9,213,142.00
3	Data Processing systems	1671	\$8,473,905.00
4	Vehicles	210	\$7,573,050.00
5	X-Ray Equipment	25	\$5,781,799.00
6	Miscellaneous Drugs	286	\$5,364,014.00
7	Pesticides & related equipment for vector control	108	\$3,733,141.00
8	Diagnostics and Research Material	743	\$3,273,115.00
9	Cold Chain, Refrigeration, Air Conditioning and Cryogenic.	139	\$3,076,798.00
10	Vaccines	254	\$2,863,274.00
		<b>4,953</b>	<b>61,456,552.00</b>
<b>Total number of purchase orders raised during 2001:</b>		<b>6,921</b>	



# **PROJECT PERSONNEL**

**All Sources of Funding**

**(UN SYSTEM)**



**SUMMARY OF PROJECT PERSONNEL BY NATIONALITY : 2001**

COUNTRY	ALL SOURCES OF FUNDING											(USD Thousand)		
	Int'l. Experts			National Experts			UN Volunteers			Fellowships				
	Total	Female	Cost	Total	Female	Cost	Total	Female	Cost	Total	Female	Cost		
AFGHANISTAN	8		53.35	52	5	854.60	1		9.70	20	1	0.42		
ALBANIA	13		88.46	27	3	77.40				30	9	94.31		
ALGERIA	33	1	332.91	54	2	175.72	2		21.69	132	15	111.53		
ANDORRA										1		1.39		
ANGOLA	1		3.60	79	1	499.33				18	4	51.75		
ANTIGUA & BARBUDA						82.14								
ARGENTINA	150	30	1,859.90	2,548	1,013	35,308.54				77	29	322.93		
ARMENIA	5	1	10.20	312	74	430.29				47	13	91.93		
AUSTRALIA	174	19	1,547.82	7	1	17.14	2	1	42.23	31	7	129.14		
AUSTRIA	62		446.63							17	3	104.24		
AZERBAIJAN	1		18.41	136	41	375.87				20	3	15.97		
BAHAMAS														
BAHRAIN	3		136.00	3	1	30.00				12	4	1.16		
BANGLADESH	37	1	402.55	678	122	3,132.92	9		64.73	338	65	706.72		
BARBADOS				1	1	98.98				8	5	0.75		
BELARUS	48	11	159.90	312	100	348.06				57	15	190.52		
BELGIUM	75	2	799.30	1		2.20	9	2	209.81	6	2	21.12		
BELIZE				1		18.00				5	2	110.78		
BENIN	13	2	345.62	39	8	274.22	12	2	51.71	15	1	17.52		
BHUTAN				3	2	24.75				28				
BOLIVIA	33	3	509.38	333	86	3,533.54	1		6.36	23	6	99.36		
BOSNIA AND HERZEGOVINA	2	1		171	43	1,522.36				30	19	69.67		
BOTSWANA	2		3.87	14	4	163.67	8	5	42.70	11	5	20.86		
BRAZIL	170	23	1,145.66	8,050	3,742	67,172.56	1		28.63	3,719	682	17,402.89		
BRUNEI DARUSSALAM														
BULGARIA	56	24	174.90	497	220	899.51				90	49	213.01		
BURKINA FASO	12	3	57.10	12	3	171.30				70	13	220.83		
BURUNDI	1	1	1.35	18	2	93.49	1	1	24.18	20	4	126.96		
CAMBODIA				241	36	2,021.72				19	4	11.16		
CAMEROON	20	2	695.57	9	1	24.60				46	12	268.41		
CANADA	181	14	2,341.79				1		7.75	53	18	173.02		
CAPE VERDE	7		216.60							8	2	16.56		
CENTRAL AFRICAN REPUBLIC	3	3	223.77	3	1	54.00				8	1	32.76		
CHAD				38	10	236.70	10	1	91.41	25	8	41.61		
CHILE	113	28	1,309.35	629	288	3,037.99	1	1	4.82	69	19	151.94		
CHINA	29	1	123.62	94	6	214.64				176	47	499.52		
COLOMBIA	80	23	823.40	2,614	1,164	19,452.00				38	6	106.90		
COMOROS										1	1	2.25		
CONGO	5		30.00	32	8	239.03				26	2	158.41		
CONGO, DEM. REP.	3	1	207.90	1		15.00	4	2	88.73	78	11	47.72		
COSTA RICA	61	14	342.10	23	8	67.21	1		9.54	34	15	94.30		
COTE D'IVOIRE	8		49.10	88	24	697.73	3		47.77	29	2	80.98		
CROATIA	17		82.75	23	4	33.27				24	6	47.23		
CUBA	83	6	598.13	51	16	110.49	1	1	10.46	72	22	338.80		
CYPRUS				10	1	32.64				22	6	11.65		
CZECH REPUBLIC	105	18	244.56	44	11	54.25				35	8	50.29		
DENMARK	18	3	156.12							9	4	11.42		
DJIBOUTI				7	3	94.16				11		12.71		
DOMINICA						142.20				1	1			
DOMINICAN REPUBLIC	6	2	79.17	138	61	2,098.36				14	5	83.00		
DPR KOREA										12	1	104.04		
ECUADOR	34	1	891.94	307	127	2,036.48	1		40.00	41	10	114.75		
EGYPT	16	3	375.19	582	266	8,894.16	1	1	3.39	106	14	611.93		
EL SALVADOR	28	6	175.40	428	164	4,600.11	1	1	38.17	40	18	153.26		
EQUATORIAL GUINEA				6		56.30								
ERITREA				20	1	75.05	1		9.28	25	6	29.35		
ESTONIA	1		2.77	25	11	41.28				22	12	28.35		
ETHIOPIA	19		17.78	202	35	1,256.82	3	1	60.40	78	11	313.09		
FIJI				1		9.00				28	22	3.96		
FINLAND	61	10	209.30				2	2	70.93					
FRANCE	289	35	2,185.74							111	19	477.33		
GABON				1		3.11				17	4	52.16		
GAMBIA	7	3	351.40	17	4	173.61	5	1	120.81	51	15	97.66		
GEORGIA	7	2	33.01	127	39	649.57				43	10	119.18		
GERMANY	255	19	1,402.37	3		6.80	2		100.17	41	7	130.99		
GHANA	24	3	274.05	76	10	547.64	2	1	43.83	58	12	229.27		
GREECE	3		2.97	11	2	15.05				7	3	9.36		
GRENADA						22.32				5	1	1.30		
GUATEMALA	16	4	255.78	1,606	519	12,269.86	2		19.50	12		59.97		
GUINEA	7	1	42.29	47	6	300.30	1		23.39	27	5	80.47		
GUINEA-BISSAU	1		18.00	10	1	94.21				12	1	21.00		
GUYANA	4	3	22.45	169	58	583.15								
HAITI	2		3.46	63	13	414.79				4	1	9.78		
HONDURAS	6		114.47	306	117	1,513.61	18	5	64.85	27	16	5.84		
HUNGARY	92	2	276.66	67	11	83.93				39	10	40.52		
ICELAND	5		28.42											
INDIA	417	42	2,314.86	895	280	7,082.85	15	4	158.94	1,989	901	603.50		
INDONESIA	10	3	61.45	240	83	1,375.41	6	3	20.80	115	37	234.45		
IRAN (ISLAMIC REPUBLIC OF)	20		161.67	186	31	337.55				108	19	256.41		
IRAQ	9	2	33.32	7	3	114.57				78	29	6.20		
IRELAND	23	5	281.82				1		2.32					
ISRAEL	4	1	32.97	8	1	16.10				9		67.27		
ITALY	109	14	381.34	4	1	106.73	5	2	59.32	38	5	179.17		
JAMAICA	3	2	9.42	5	1	8.56	1	1	11.37	26	20	14.00		
JAPAN	62	11	290.02	4		12.78	10	6	123.87	29	6	66.29		

**SUMMARY OF PROJECT PERSONNEL BY NATIONALITY : 2001**

COUNTRY	ALL SOURCES OF FUNDING												(USD Thousand)		
	Int'l. Experts			National Experts			UN Volunteers			Fellowships					
	Total	Female	Cost	Total	Female	Cost	Total	Female	Cost	Total	Female	Cost			
JORDAN	8		10.49	29	4	183.64			40.00	82	8	134.53			
KAZAKHSTAN	3		3.48	125	60	574.05	4		16.44	68	26	144.36			
KENYA	44	15	934.20	62	13	697.47	45	16	386.62	77	12	236.76			
KIRIBATI										6	5	11.88			
KUWAIT				13	2	16.72				10	5	34.42			
KYRGYZSTAN	5	3	9.51	152	47	384.31	41	22	139.50	37	17	28.97			
LAO P.D.R.	1									30	7				
LATVIA	2	1	11.49	52	22	509.60				39	20	45.93			
LEBANON	4	2	243.09	153	62	2,210.14	8	5	43.89	30	9	119.83			
LESOTHO				2	1	8.25				8	5	9.61			
LIBERIA	3	2	11.16	14	6	173.51	1		26.48	19	7	34.70			
LIBYAN ARAB JAMAHIRIYA	7		23.65	16		56.40				78	4	485.48			
LIECHTENSTEIN															
LITHUANIA	24	2	71.22	103	27	266.69				72	29	123.12			
LUXEMBOURG															
MACEDONIA (TFYR)	6	1	22.82	54	18	190.15				23	14	60.68			
MADAGASCAR	5		17.94	347	99	1,576.83	2	1	46.94	917	308	385.12			
MALAWI				2		2.00				20	8	31.89			
MALAYSIA	61	18	596.68	62	15	281.30	1	1	31.78	185	60	381.69			
MALDIVES										18	5	5.91			
MALI	29	1	446.32	147	32	2,259.65				65	13	270.71			
MALTA	1			14	2	20.69				13	2	27.12			
MARSHALL ISLANDS										7	4				
MAURITANIA	7		12.50	12	4	175.10				13		21.24			
MAURITIUS	3	1	38.48	9	1	39.64				14	4	45.09			
MEXICO	43	4	470.35	60	11	217.03				57	16	147.51			
MICRONESIA (FED. STATES OF)										12	5	11.88			
MOLDOVA (REPUBLIC OF)	4		10.92	710	329	501.42				2,569	1,382	235.54			
MONACO	1		6.00												
MONGOLIA				101	40	308.55	5	5	78.21	185	82	486.35			
MOROCCO	16	1	33.09	79	18	374.62				93	23	219.16			
MOZAMBIQUE	5	3	21.90	136	42	1,078.31				6		13.15			
MYANMAR	5	3	31.54	20	7	54.41	2		18.85	187	103	380.16			
NAMIBIA	2		4.00	16	5	39.16				34	17	35.15			
NAURU										4	3				
NEPAL	13	1	228.52	290	46	3,258.21	8		90.49	86	9	81.65			
NETHERLANDS	78	9	988.18	2	1	3.49	4	1	112.72	149	29	476.94			
NEW ZEALAND	49	1	378.45	2		6.66				8	5	27.53			
NICARAGUA	11	1	18.33	21	8	71.99				17	6	96.46			
NIGER	1	1	10.35	170	30	939.39	1		57.02	58	7	245.28			
NIGERIA	22	3	661.37	96	9	793.97	5	2	88.12	247	65	341.44			
NORWAY	19	2	231.61				1	1	25.90	3		6.25			
OMAN										16	7				
PALAU				1		18.00				7	1	28.73			
PAKISTAN	71	3	514.49	559	97	2,988.34	2		29.82	119	13	374.20			
PANAMA	8		43.23	1,123	401	3,295.44				28	12	119.98			
PAPUA NEW GUINEA				4		57.35				3					
PARAGUAY	6	1	109.30	1,095	741	7,478.02				10	2	30.36			
PERU	83	16	881.44	1,603	429	20,096.95	15	7	130.60	5,930	1,777	1,085.06			
PHILIPPINES	50	23	272.14	60	30	158.22	5	1	58.45	537	205	408.78			
POLAND	97	10	645.02	77	22	261.42	54	14	212.30	39	21	143.38			
PORTUGAL	20	6	208.27	5	3	13.32				18	7	107.32			
QATAR				5	1	5.88				11	3	8.34			
REPUBLIC OF KOREA	46		160.74	59	6	194.01				92	11	276.31			
ROMANIA	59	16	334.40	237	84	396.25	1	1	45.01	239	100	282.99			
RUSSIAN FEDERATION	157	10	477.38	401	151	1,126.65	2		10.73	112	50	134.23			
RWANDA	4		78.60	21	2	94.50	1		40.00	17	5	23.23			
SAMOA										24	9				
SAN MARINO															
SAO TOME & PRINCIPE	3		9.94	3	2	13.13				5	1	10.11			
SAUDI ARABIA				31	5	432.22				30		132.35			
SENEGAL	35	5	878.99	44	7	664.91	4	1	118.60	131	46	261.46			
SEYCHELLES															
SIERRA LEONE	4		214.14	71	12	915.30	1		40.00	18	5	32.75			
SINGAPORE	6		19.49	8	1	22.24				33	12	38.44			
SLOVAKIA	81	6	205.67	73	4	85.52				50	12	84.62			
SLOVENIA	35	1	124.99	48	14	82.73				33	13	40.81			
SOLOMON ISLANDS				3	2	54.00				22	9				
SOMALIA	6		58.67	25	1	261.50				10	1	3.58			
SOUTH AFRICA	127	22	479.77	42	12	293.40	1		1.65	1,896	726	196.68			
SPAIN	169	19	1,631.89	6	1	37.00	8	4	217.21	40	12	126.12			
SRI LANKA	23		385.68	45	12	347.31	21	9	188.45	181	65	323.68			
ST KITTS & NEVIS										1					
ST. LUCIA										93.65	1	1			
ST. VINCENT & THE GRENADINES										12.00	4	4			
SUDAN	27		419.23	47	4	380.08	2	1	43.24	143	45	259.91			
SURINAME				2	1	6.66									
SWAZILAND				28	13	150.41				7	3	6.47			
SWEDEN	90	19	334.47	4		7.51				20	8	85.27			
SWITZERLAND	29	2	124.90				1	1	2.56	18	2	8.60			
SYRIAN ARAB REPUBLIC	4		13.24	13	2	17.21				136	23	322.61			
TAJIKISTAN	1	1		63	9	483.41				345	161	53.33			
THAILAND	11	3	47.60	57	17	132.68				224	74	352.93			
TOGO	3		28.50	34	8	212.00	11	5	61.00	33	6	57.90			
TONGA										21	11	6.46			

**SUMMARY OF PROJECT PERSONNEL BY NATIONALITY : 2001**

ALL SOURCES OF FUNDING COUNTRY	(USD Thousand)											
	Int'l. Experts			National Experts			UN Volunteers			Fellowships		
	Total	Female	Cost	Total	Female	Cost	Total	Female	Cost	Total	Female	Cost
TRINIDAD & TOBAGO	4	2	34.54	14	8	156.66				3		0.76
TUNISIA	30	3	268.56	68	15	288.50				104	35	185.50
TURKEY	28	8	162.28	225	73	1,440.92	1		2.08	42	18	133.36
TURKMENISTAN				51	25	195.63				31	26	6.46
UNITED ARAB EMIRATES				6	1	8.27				7	1	18.43
UGANDA	24	7	623.57	20	4	67.15	6	3	124.65	46	13	195.93
UKRAINE	35	1	97.90	146	27	259.64	1	1	6.67	87	36	154.26
UNITED KINGDOM	406	34	18,114.58	5	1	18.28	7	3	61.99	57	18	846.19
UNITED REP. OF TANZANIA	9	2	79.55	194	41	1,099.72	5		139.18	138	23	743.25
URUGUAY	49	15	543.91	763	248	12,563.41				40	16	102.89
USA	514	72	5,270.70	9	1	28.30	2	1	53.15	187	63	6,813.04
UZBEKISTAN				275	74	420.45	1	1	23.67	43	18	139.87
VANUATU												
VENEZUELA	33	4	510.90	354	188	5,314.63				20	6	92.25
VIET NAM	15	2	49.15	265	72	369.48	2	1	0.36	232	47	948.60
YEMEN				63	6	812.97				60	11	347.56
YUGOSLAVIA	7		65.85	33	11	243.83				3	1	2.08
ZAMBIA	6	1	34.20	16	1	50.88	1		20.43	35	11	177.07
ZIMBABWE	32	1	182.63	22	11	797.85	12	3	25.73	115	35	501.36
<b>SUB-TOTAL</b>	<b>6,101</b>	<b>799</b>	<b>66,159.31</b>	<b>34,313</b>	<b>12,762</b>	<b>268,961.24</b>	<b>439</b>	<b>155</b>	<b>4,594.04</b>	<b>26,221</b>	<b>8,535</b>	<b>48,766.57</b>
UNSPECIFIED COUNTRIES	7	1	14.20	37	8	530.64				149	42	54.69
GLOBAL PROJECTS	185	105		25	14	310.85	3		75.36			
INTERREGIONAL PROJECTS	82	37		6	1	99.65	3	2	73.04			
ARAB COUNTRIES				1	1	18.00						
AFRICAN COUNTRIES				65	11	742.16						
ASIAN COUNTRIES				35	9	506.10						
EUROPEAN COUNTRIES	31	13	82.90	28	10	340.05						
LATIN AMERICA AND THE CARIBBI	1			9	4	120.50						
<b>GRAND-TOTAL</b>	<b>6,407</b>	<b>955</b>	<b>66,256.41</b>	<b>34,519</b>	<b>12,820</b>	<b>271,629.18</b>	<b>445</b>	<b>157</b>	<b>4,742.44</b>	<b>26,370</b>	<b>8,577</b>	<b>48,821.26</b>
<b>INDUSTRIALIZED COUNTRIES:</b>	<b>2,853</b>	<b>307</b>	<b>37,873</b>	<b>472</b>	<b>163</b>	<b>1,418</b>	<b>57</b>	<b>24</b>	<b>1,101</b>	<b>964</b>	<b>268</b>	<b>10,002</b>
Percentage	44.53%	32.11%	57.16%	1.37%	1.27%	0.52%	12.81%	15.29%	23.21%	3.66%	3.12%	20.49%
<b>DEVELOPING COUNTRIES/ ECONOMIES IN TRANSITION:</b>	<b>3,547</b>	<b>647</b>	<b>28,369</b>	<b>34,010</b>	<b>12,649</b>	<b>269,681</b>	<b>388</b>	<b>133</b>	<b>3,642</b>	<b>25,257</b>	<b>8,267</b>	<b>38,764</b>
Percentage	55.36%	67.78%	42.82%	98.53%	98.67%	99.28%	87.19%	84.71%	76.79%	95.78%	96.39%	79.40%
<b>ARAB STATES</b>	<b>163</b>	<b>12</b>	<b>1,947</b>	<b>1,202</b>	<b>397</b>	<b>14,375</b>	<b>13</b>	<b>7</b>	<b>152</b>	<b>1,149</b>	<b>237</b>	<b>3,015</b>
Percentage	2.54%	1.26%	2.94%	3.48%	3.10%	5.29%	2.92%	4.46%	3.21%	4.36%	2.76%	6.18%
<b>AFRICA</b>	<b>501</b>	<b>83</b>	<b>7,306</b>	<b>2,285</b>	<b>485</b>	<b>17,861</b>	<b>146</b>	<b>45</b>	<b>1,781</b>	<b>4,542</b>	<b>1,440</b>	<b>5,786</b>
Percentage	7.82%	8.70%	11.03%	6.62%	3.78%	6.58%	32.81%	28.66%	37.55%	17.22%	16.79%	11.85%
<b>ASIA &amp; PACIFIC</b>	<b>823</b>	<b>100</b>	<b>5,424</b>	<b>3,959</b>	<b>919</b>	<b>23,804</b>	<b>77</b>	<b>24</b>	<b>751</b>	<b>5,048</b>	<b>1,837</b>	<b>6,538</b>
Percentage	12.85%	10.48%	8.19%	11.47%	7.17%	8.76%	17.30%	15.29%	15.83%	19.14%	21.42%	13.39%
<b>EUROPE &amp; CIS</b>	<b>766</b>	<b>122</b>	<b>2,940</b>	<b>4,217</b>	<b>1,416</b>	<b>11,205</b>	<b>103</b>	<b>39</b>	<b>446</b>	<b>4,192</b>	<b>2,056</b>	<b>2,680</b>
Percentage	11.96%	12.78%	4.44%	12.22%	11.05%	4.13%	23.15%	24.84%	9.40%	15.90%	23.97%	5.49%
<b>LATIN AMERICA &amp; THE CARIBBEA</b>	<b>1,027</b>	<b>188</b>	<b>10,752</b>	<b>22,316</b>	<b>9,417</b>	<b>202,026</b>	<b>43</b>	<b>16</b>	<b>364</b>	<b>10,326</b>	<b>2,698</b>	<b>20,746</b>
Percentage	16.03%	19.70%	16.23%	64.65%	73.46%	74.38%	9.66%	10.19%	7.68%	39.16%	31.45%	42.49%
<b>OTHERS</b>	<b>274</b>	<b>143</b>	<b>14.20</b>	<b>68</b>	<b>23</b>	<b>941.13</b>	<b>6</b>		<b>148.40</b>	<b>149</b>	<b>42</b>	<b>54.69</b>
Percentage	4.28%	14.98%	0.02%	0.20%	0.18%	0.35%	1.35%		3.13%	0.57%	0.49%	0.11%

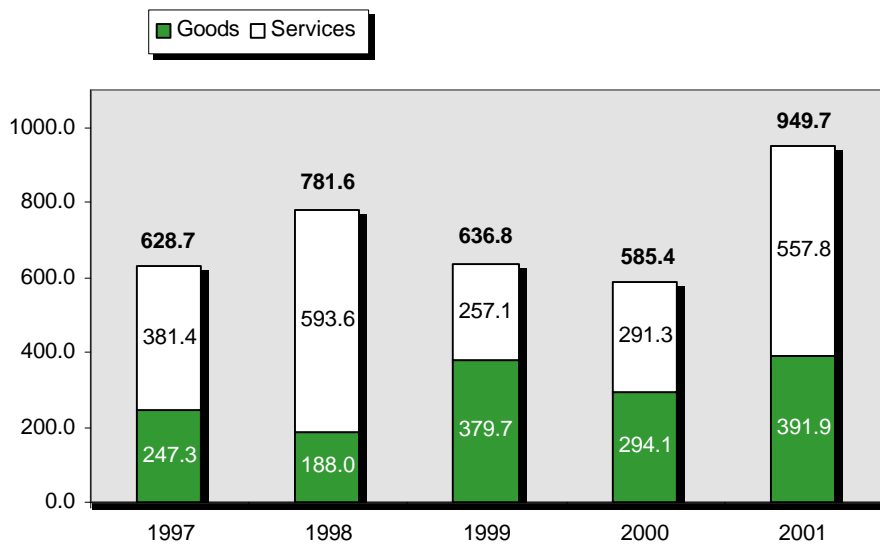
# UNDP EXECUTIVE SUMMARY

## UNDP Funding

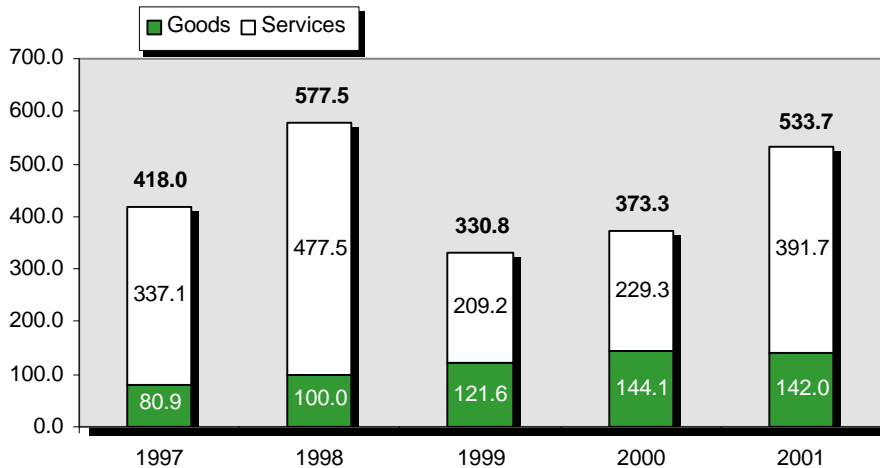


## TOTAL PROCUREMENT OF GOODS AND SERVICES for UNDP technical cooperation programs

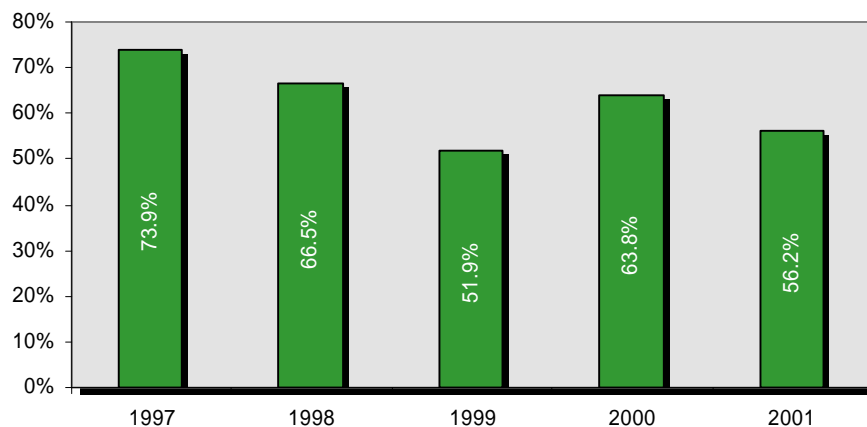
(USD Millions)



## PROCUREMENT FROM DEVELOPING COUNTRIES/ ECONOMIES IN TRANSITION (USD Millions)



## PROCUREMENT FROM DEVELOPING COUNTRIES/ ECONOMIES IN TRANSITION (Percentage of Total Procurement)



## GOODS AND SERVICES BY AGENCY: 2000 - 2001

(USD Millions)

### UNDP Funding

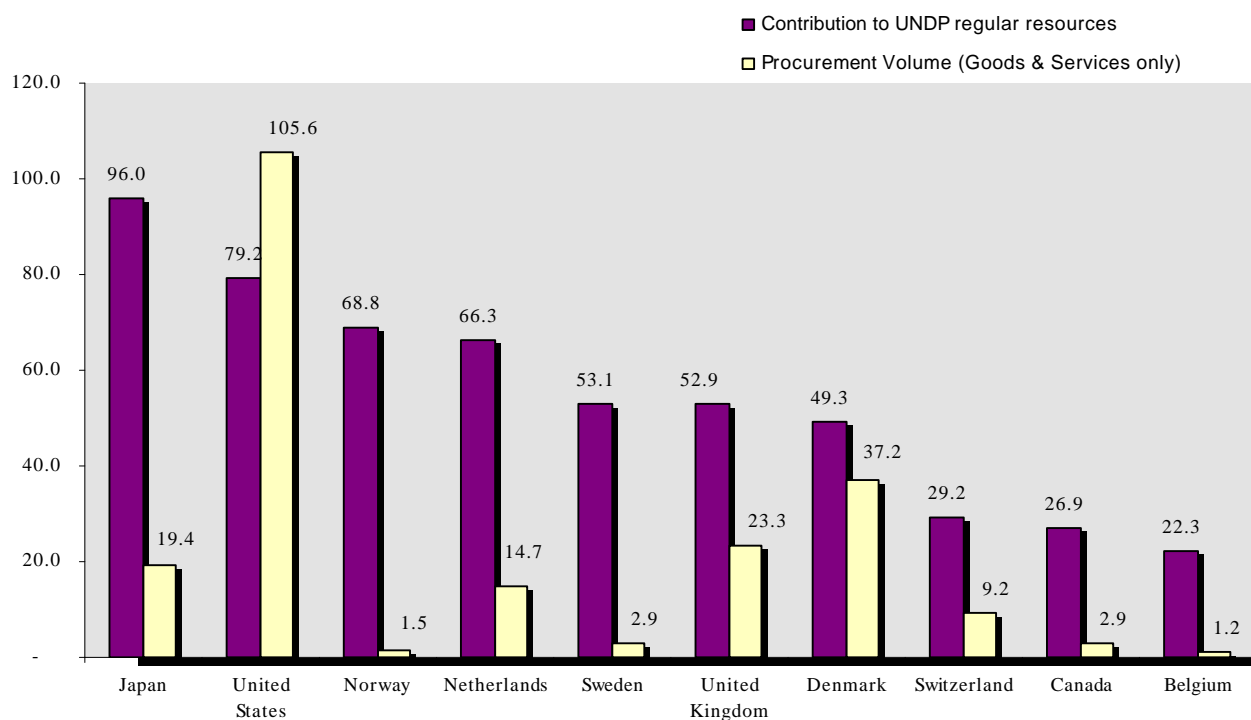
AGENCY	2000				2001			
	GOODS	SERVICES	TOTAL	(%)	GOODS	SERVICES	TOTAL	(%)
ESCAP	0.59	0.08	0.67	0.11%	0.01	0.01	0.02	0.00%
FAO	0.53	0.01	0.53	0.09%	0.75	0.06	0.81	0.08%
IAEA	0.03	0.11	0.14	0.02%	0.01		0.01	0.00%
ICAO	12.37	4.47	16.83	2.88%	37.80	0.16	37.96	4.00%
ILO	0.32	0.57	0.89	0.15%	0.15	0.47	0.62	0.07%
ITU	0.05		0.05	0.01%	No procurement under UNDP funding in 2001			
UNCTAD	0.15		0.15	0.02%	0.10	0.03	0.14	0.01%
UNDP/ASD	2.76	1.17	3.93	0.67%	5.00	15.00	20.00	2.11%
UNDP/APSO	9.84		9.84	1.68%	45.98		45.98	4.84%
UNDP (NEX)	175.01	235.05	410.06	70.04%	175.97	348.11	524.08	55.18%
UNDP (DEX)	60.54	24.78	85.32	14.57%	49.10	175.28	224.38	23.63%
UNESCO	1.65		1.65	0.28%	0.78		0.78	0.08%
UNIDO	0.73	0.20	0.93	0.16%	0.92	0.30	1.22	0.13%
UNON	0.23		0.23	0.04%	0.07		0.07	0.01%
UNOPS*	27.26	24.81	52.08	8.90%	11.00	17.81	28.81	3.03%
UPU	No procurement under UNDP funding in 2001				No procurement under UNDP funding in 2001			
WHO	0.10		0.10	0.02%	61.40		61.40	6.46%
WMO	1.92	0.07	1.99	0.34%	2.87	0.56	3.43	0.36%
WTO	0.03	0.02	0.05	0.01%	0.02		0.02	0.00%
<b>TOTAL</b>	<b>294.11</b>	<b>291.34</b>	<b>585.45</b>	<b>100.00%</b>	<b>391.93</b>	<b>557.81</b>	<b>949.74</b>	<b>100.00%</b>

\* The statistics presented are representative of all UNOPS procurement of goods and services processed through the Reality procurement system. Procurements that are not processed through the Reality system — including local purchases processed through UNDP Country Offices and certain Headquarters purchases — cannot currently be fully described without an exhaustive, in depth review of myriad individual transactions.

**TEN MAJOR COUNTRIES OF SUPPLY TO UNDP : 2001**  
(USD Millions)

Countries	Goods	Services	Total	% of Total
1. USA	73.3	32.3	105.6	11.1%
2. Panama	1.4	92.3	93.7	9.9%
3. Brazil	30.4	46.1	76.5	8.1%
4. India	9.9	64.2	74.2	7.8%
5. Germany	24.6	45.3	69.9	7.4%
6. Colombia	8.2	49.3	57.5	6.0%
7. France	16.2	32.3	48.5	5.1%
8. Denmark	35.8	1.4	37.2	3.9%
9. Italy	24.6	1.7	26.3	2.8%
10. Bosnia & Herzegovina	1.2	23.0	24.2	2.6%
<b>Top-Ten Subtotal</b>	<b>225.6</b>	<b>388.0</b>	<b>613.6</b>	<b>64.6%</b>
<b>Grand Total</b>	<b>391.9</b>	<b>557.8</b>	<b>949.7</b>	<b>100.0%</b>

**TEN MAJOR CONTRIBUTORS TO UNDP REGULAR RESOURCES AND  
THEIR RESPECTIVE PROCUREMENT VOLUME : 2001**  
(USD Millions)





# TOTAL PROCUREMENT OF GOODS & SERVICES

UNDP Funding



**TOTAL PROCUREMENT OF GOODS BY COUNTRY OF PROCUREMENT  
AND SERVICES BY COUNTRY OF HEAD OFFICE : 2000 - 2001**

UNDP FUNDING					(USD Thousand)			
COUNTRY	2000				2001			
	GOODS	SERVICES	TOTAL	(%)	GOODS	SERVICES	TOTAL	(%)
AFGHANISTAN								
ALBANIA	451.12	1,423.61	1,874.72	0.32%	763.00	134.17	897.17	0.09%
ALGERIA	70.46	9.37	79.83	0.01%	49.00		49.00	0.01%
ANDORRA								
ANGOLA					94.49		94.49	0.01%
ANTIGUA & BARBUDA	21.90	28.27	50.17	0.01%	1.25		1.25	0.00%
ARGENTINA	4,291.84	1,532.31	5,824.14	0.99%	4,303.49	451.13	4,754.61	0.50%
ARMENIA	88.01	57.46	145.47	0.02%	1,040.34	90.00	1,130.34	0.12%
AUSTRALIA	490.85	294.53	785.38	0.13%	721.10	3,789.52	4,510.63	0.47%
AUSTRIA	156.56	98.00	254.56	0.04%	2,416.26	32.20	2,448.46	0.26%
AZERBAIJAN	1,084.91	1,585.75	2,670.66	0.46%	675.31	239.05	914.36	0.10%
BAHAMAS								
BAHRAIN	30.61	161.60	192.20	0.03%	342.99	84.00	426.99	0.04%
BANGLADESH	1,128.68	2,456.30	3,584.99	0.61%	814.07	3,195.40	4,009.46	0.42%
BARBADOS	4.96	21.13	26.09	0.00%				
BELARUS	208.86	165.16	374.03	0.06%	181.75	212.83	394.58	0.04%
BELGIUM	304.36	13.38	317.73	0.05%	1,123.37	108.75	1,232.12	0.13%
BELIZE								
BENIN	50.56	45.72	96.28	0.02%	146.14	173.53	319.67	0.03%
BHUTAN	228.01		228.01	0.04%	117.50	96.12	213.62	0.02%
BOLIVIA	2,776.10	2,338.06	5,114.16	0.87%	41.32	2,706.41	2,747.72	0.29%
BOSNIA AND HERZEGOVINA	104.13	187.80	291.93	0.05%	1,231.70	22,998.28	24,229.98	2.55%
BOTSWANA	120.38	621.33	741.71	0.13%	70.81	217.23	288.04	0.03%
BRAZIL	34,195.15	34,455.94	68,651.09	11.73%	30,442.24	46,079.64	76,521.89	8.06%
BRUNEI DARUSSALAM								
BULGARIA	307.47	6,423.39	6,730.86	1.15%	862.80	14,867.90	15,730.71	1.66%
BURKINA FASO	131.50	71.04	202.54	0.03%	351.92		351.92	0.04%
BURUNDI					59.72	69.78	129.50	0.01%
CAMBODIA	95.70		95.70	0.02%	305.89	574.77	880.66	0.09%
CAMEROON	2.00	110.45	112.45	0.02%		5.00	5.00	0.00%
CANADA	1,421.03	1,389.26	2,810.29	0.48%	1,730.80	1,145.43	2,876.23	0.30%
CAPE VERDE						11.70	11.70	0.00%
CENTRAL AFRICAN REPUBLIC	23.53	50.00	73.53	0.01%				
CHAD	59.77	221.89	281.66	0.05%	110.30	234.51	344.81	0.04%
CHILE	12,778.40	862.09	13,640.49	2.33%	1,137.65	2,180.80	3,318.45	0.35%
CHINA	754.15	73.23	827.38	0.14%	1,554.31	254.00	1,808.31	0.19%
COLOMBIA	13,702.44	29,665.82	43,368.26	7.41%	8,171.87	49,286.85	57,458.72	6.05%
COMOROS	23.46	30.88	54.34	0.01%	4.91	9.00	13.91	0.00%
CONGO	140.67	42.74	183.41	0.03%		308.64	308.64	0.03%
CONGO, DEM. REP.	20.81	56.17	76.98	0.01%	14.44	54.10	68.53	0.01%
COSTA RICA	282.34	701.78	984.12	0.17%	206.23	63.47	269.70	0.03%
COTE D'IVOIRE	350.97	273.40	624.37	0.11%	100.10	417.11	517.20	0.05%
CROATIA		241.53	241.53	0.04%	396.96		396.96	0.04%
CUBA		83.83	83.83	0.01%	1,019.68	104.57	1,124.25	0.12%
CYPRUS	130.14	242.97	373.11	0.06%	61.01		61.01	0.01%
CZECH REPUBLIC	54.29	1.00	55.29	0.01%				
DENMARK	38,265.75	120.60	38,386.35	6.56%	35,779.02	1,436.97	37,215.99	3.92%
DJIBOUTI	3.62		3.62	0.00%	46.42		46.42	0.00%
DOMINICA		2.96	2.96	0.00%	24.26	12.62	36.88	0.00%
DOMINICAN REPUBLIC	1,556.93	4,869.12	6,426.05	1.10%	167.02	2,100.66	2,267.68	0.24%
DPR KOREA								
ECUADOR	69.63	893.90	963.52	0.16%	498.23	9,678.21	10,176.44	1.07%
EGYPT	730.65	224.75	955.40	0.16%	366.84	1,006.94	1,373.78	0.14%
EL SALVADOR	1,352.69	5,137.56	6,490.25	1.11%	1,957.86	11,076.27	13,034.13	1.37%
EQUATORIAL GUINEA								
ERITREA	324.95	30.00	354.95	0.06%	7,000.00	50.00	7,050.00	0.74%
ESTONIA	58.58		58.58	0.01%				
ETHIOPIA	231.48		231.48	0.04%	313.43	117.59	431.02	0.05%
FIJI	235.34		235.34	0.04%				
FINLAND	909.63	1,209.10	2,118.73	0.36%	1,646.58		1,646.58	0.17%
FRANCE	2,460.74	1,492.04	3,952.78	0.68%	16,206.30	32,332.53	48,538.83	5.11%
GABON								
GAMBIA	185.21	30.00	215.21	0.04%	43.79	340.00	383.79	0.04%
GEORGIA	443.75	484.55	928.30	0.16%	199.00	166.16	365.17	0.04%
GERMANY	5,294.08	7,677.68	12,971.76	2.22%	24,578.49	45,341.01	69,919.50	7.36%
GHANA	611.60	1,212.35	1,823.95	0.31%	307.84	59.41	367.25	0.04%
GREECE	2.75		2.75	0.00%				
GRENADA	6.78	1.28	8.06	0.00%		62.00	62.00	0.01%
GUATEMALA	2,003.15	6,944.04	8,947.19	1.53%	2,650.57	10,148.71	12,799.28	1.35%
GUINEA					25.36		25.36	0.00%
GUINEA-BISSAU					98.38	162.51	260.89	0.03%
GUYANA	148.19	40.79	188.98	0.03%	174.83		174.83	0.02%
HAITI	103.75	56.94	160.69	0.03%	253.91	94.78	348.69	0.04%
HONDURAS	3,865.63	6,080.61	9,946.24	1.70%	7,281.92	6,998.10	14,280.02	1.50%
HUNGARY					42.50		42.50	0.00%
ICELAND								
INDIA	2,192.77	1,967.73	4,160.50	0.71%	9,927.37	64,224.95	74,152.33	7.81%
INDONESIA	255.65	586.03	841.67	0.14%	255.34	1,010.29	1,265.63	0.13%
IRAN (ISLAMIC REPUBLIC OF)	1,751.84	323.94	2,075.78	0.35%	767.86	384.65	1,152.51	0.12%
IRAQ	32.69		32.69	0.01%	87.85		87.85	0.01%
IRELAND	1.60	547.21	548.81	0.09%	569.33		569.33	0.06%
ISRAEL	9,727.36	6,240.00	15,967.36	2.73%	950.91	1,503.80	2,454.71	0.26%
ITALY	7,329.75	1,737.03	9,066.78	1.55%	24,625.86	1,652.14	26,277.99	2.77%
JAMAICA	110.15		110.15	0.02%		15.00	15.00	0.00%
JAPAN	12,433.45	70.64	12,504.08	2.14%	17,178.62	2,229.49	19,408.11	2.04%

**TOTAL PROCUREMENT OF GOODS BY COUNTRY OF PROCUREMENT  
AND SERVICES BY COUNTRY OF HEAD OFFICE : 2000 - 2001**

UNDP FUNDING	(USD Thousand)							
	COUNTRY	2000				2001		
	GOODS	SERVICES	TOTAL	(%)	GOODS	SERVICES	TOTAL	(%)
JORDAN	2,663.93	592.79	3,256.72	0.56%	1,235.08	26.39	1,261.47	0.13%
KAZAKHSTAN	113.73	60.46	174.20	0.03%	176.93	130.70	307.63	0.03%
KENYA	392.88	813.45	1,206.33	0.21%	179.48	235.56	415.04	0.04%
KIRIBATI	19.52		19.52	0.00%				
KUWAIT								
KYRGYZSTAN	323.24		323.24	0.06%	115.64	66.73	182.37	0.02%
LAO P.D.R.					226.01		226.01	0.02%
LATVIA	26.87	337.42	364.29	0.06%	42.57	34.20	76.76	0.01%
LEBANON	326.33	261.29	587.62	0.10%	14.00	433.82	447.82	0.05%
LESOTHO	47.94	65.48	113.42	0.02%				
LIBERIA	55.35		55.35	0.01%	7.00		7.00	0.00%
LIBYAN ARAB JAMAHIRIYA LIECHTENSTEIN					12.00	20.75	32.75	0.00%
LITHUANIA	95.96	85.02	180.98	0.03%	47.63	107.50	155.13	0.02%
LUXEMBOURG					236.91		236.91	0.02%
MACEDONIA (TFYR)					121.93	93.85	215.78	0.02%
MADAGASCAR	184.46	941.25	1,125.71	0.19%	178.67	954.57	1,133.24	0.12%
MALAWI		0.67	0.67	0.00%	1.62	332.40	334.02	0.04%
MALAYSIA	747.61	268.42	1,016.03	0.17%	362.23	145.13	507.36	0.05%
MALDIVES	59.01	60.00	119.01	0.02%	100.76	1.99	102.75	0.01%
MALI	203.86	167.00	370.86	0.06%	1,257.00	692.85	1,949.85	0.21%
MALTA								
MARSHALL ISLANDS	0.91		0.91	0.00%				
MAURITANIA								
MAURITIUS	19.95	217.85	237.80	0.04%		9.00	9.00	0.00%
MEXICO	895.10		895.10	0.15%	2,247.94	180.23	2,428.17	0.26%
MICRONESIA (FED. STATES OF)	6.71		6.71	0.00%				
MOLDOVA (REPUBLIC OF)	277.02	294.03	571.04	0.10%	487.41	373.38	860.78	0.09%
MONACO								
MONGOLIA	337.21	1,104.18	1,441.39	0.25%	113.55	91.50	205.05	0.02%
MOROCCO	128.01	55.61	183.61	0.03%	220.70	62.36	283.06	0.03%
MOZAMBIQUE	1,598.99	2,182.50	3,781.48	0.65%	1,069.43	3,082.45	4,151.87	0.44%
MYANMAR	337.00		337.00	0.06%	377.00		377.00	0.04%
NAMIBIA	48.43	45.00	93.43	0.02%	121.50	80.75	202.25	0.02%
NAURU								
NEPAL	5.47	1,165.73	1,171.20	0.20%	67.80	2,434.34	2,502.13	0.26%
NETHERLANDS	4,059.14	1,677.22	5,736.36	0.98%	12,771.73	1,955.71	14,727.44	1.55%
NEW ZEALAND	22.12	109.63	131.75	0.02%	93.35	25.32	118.67	0.01%
NICARAGUA	21.50		21.50	0.00%		15.00	15.00	0.00%
NIGER	297.99	859.45	1,157.44	0.20%	356.33	726.02	1,082.35	0.11%
NIGERIA	510.83	4,118.12	4,628.94	0.79%	676.45	7,582.06	8,258.51	0.87%
NORWAY	3,201.26	321.30	3,522.56	0.60%	1,450.92	50.00	1,500.92	0.16%
OMAN					80.88		80.88	0.01%
PALAU	8.04		8.04	0.00%	5.08		5.08	0.00%
PAKISTAN	1,397.89	831.35	2,229.24	0.38%	1,511.07	1,045.00	2,556.07	0.27%
PANAMA	1,409.56	60,556.43	61,965.98	10.58%	1,385.57	92,330.75	93,716.33	9.87%
PAPUA NEW GUINEA	303.11		303.11	0.05%				
PARAGUAY	9,004.06	1,942.99	10,947.04	1.87%	6,246.65	2,772.19	9,018.84	0.95%
PERU	4,394.49	21,058.72	25,453.21	4.35%	936.92	13,451.00	14,387.92	1.51%
PHILIPPINES	5.35	32.85	38.20	0.01%	54.68	232.59	287.27	0.03%
POLAND	37.20	656.66	693.86	0.12%	15.87	536.77	552.64	0.06%
PORTUGAL	317.88		317.88	0.05%	44.33		44.33	0.00%
QATAR								
REPUBLIC OF KOREA	41.41		41.41	0.01%	819.67	60.00	879.67	0.09%
ROMANIA	87.44	281.49	368.93	0.06%	44.76	608.15	652.91	0.07%
RUSSIAN FEDERATION	824.73	1,703.44	2,528.16	0.43%	154.11	3,182.89	3,337.00	0.35%
RWANDA					437.12		437.12	0.05%
SAMOA	16.88		16.88	0.00%				
SAN MARINO								
SAO TOME & PRINCIPE	16.46	20.68	37.14	0.01%	4.35	17.98	22.32	0.00%
SAUDI ARABIA	60.00	217.41	277.41	0.05%	6,742.51	97.95	6,840.46	0.72%
SENEGAL	3.68	623.16	626.84	0.11%	171.83	502.08	673.91	0.07%
SEYCHELLES		15.17	15.17	0.00%				
SIERRA LEONE						12.00	12.00	0.00%
SINGAPORE	814.57	375.00	1,189.57	0.20%	351.66		351.66	0.04%
SLOVAKIA	20.02		20.02	0.00%	33.41	93.81	127.22	0.01%
SLOVENIA	48.30		48.30	0.01%	379.78		379.78	0.04%
SOLOMON ISLANDS	16.62		16.62	0.00%				
SOMALIA	160.02	228.70	388.72	0.07%	180.14	141.49	321.64	0.03%
SOUTH AFRICA	225.34	155.53	380.87	0.07%	700.37	55.44	755.81	0.08%
SPAIN	7,866.82	2,474.20	10,341.02	1.77%	1,632.55	1,966.26	3,598.81	0.38%
SRI LANKA	395.09	1,441.58	1,836.67	0.31%	1,246.27	511.39	1,757.65	0.19%
ST. KITTS & NEVIS	10.02	9.43	19.45	0.00%	3.54		3.54	0.00%
ST. LUCIA	28.37	168.39	196.76	0.03%	5.53	34.40	39.94	0.00%
ST. VINCENT & THE GRENADINES		16.71	16.71	0.00%		63.00	63.00	0.01%
SUDAN	3.00		3.00	0.00%				
SURINAME		19.25	19.25	0.00%	2.94	3.80	6.74	0.00%
SWAZILAND	150.58	49.07	199.65	0.03%	28.94	53.70	82.64	0.01%
SWEDEN	215.50	672.47	887.97	0.15%	2,828.92	83.29	2,912.21	0.31%
SWITZERLAND	1,945.47	413.60	2,359.07	0.40%	8,635.02	590.07	9,225.09	0.97%
SYRIAN ARAB REPUBLIC	528.27	50.87	579.14	0.10%	30.00		30.00	0.00%
TAJIKISTAN	22.02	205.52	227.53	0.04%	85.83	255.79	341.62	0.04%
THAILAND	182.54	475.57	658.11	0.11%	682.67	769.98	1,452.66	0.15%
TOGO	176.38	68.13	244.51	0.04%	52.55	195.37	247.92	0.03%
TONGA								

**TOTAL PROCUREMENT OF GOODS BY COUNTRY OF PROCUREMENT  
AND SERVICES BY COUNTRY OF HEAD OFFICE : 2000 - 2001**

UNDP FUNDING					(USD Thousand)			
COUNTRY	2000				2001			
	GOODS	SERVICES	TOTAL	(%)	GOODS	SERVICES	TOTAL	(%)
TRINIDAD & TOBAGO	71.59	92.92	164.51	0.03%		48.30	48.30	0.01%
TUNISIA		56.09	56.09	0.01%	184.01	160.84	344.85	0.04%
TURKEY	1,031.35	352.66	1,384.01	0.24%	12,486.20	1,137.97	13,624.18	1.43%
TURKMENISTAN	27.23	407.81	435.04	0.07%	81.69	434.27	515.96	0.05%
UNITED ARAB EMIRATES	346.11	37.20	383.31	0.07%	877.75	391.40	1,269.15	0.13%
UGANDA	75.50	2,013.74	2,089.24	0.36%		4.00	4.00	0.00%
UKRAINE	647.40	548.04	1,195.43	0.20%	863.98		863.98	0.09%
UNITED KINGDOM	4,848.44	1,075.51	5,923.95	1.01%	19,442.64	3,860.33	23,302.97	2.45%
UNITED REP. OF TANZANIA	421.16	396.42	817.58	0.14%	489.67	412.54	902.21	0.09%
URUGUAY	2,934.42	3,230.48	6,164.90	1.05%	137.50	1,617.00	1,754.50	0.18%
USA	33,160.14	23,190.17	56,350.31	9.63%	73,263.42	32,309.27	105,572.68	11.12%
UZBEKISTAN	16.64	30.52	47.16	0.01%	277.16	205.52	482.68	0.05%
VANUATU	3.05		3.05	0.00%				
VENEZUELA	18,220.20	2,954.40	21,174.60	3.62%	4,755.05	869.22	5,624.27	0.59%
VIET NAM	649.59	842.78	1,492.37	0.25%	311.99	233.02	545.00	0.06%
YEMEN	107.34	97.67	205.01	0.04%	2.77	57.78	60.55	0.01%
YUGOSLAVIA		243.10	243.10	0.04%	1,441.07		1,441.07	0.15%
ZAMBIA		18.99	18.99	0.00%		7.00	7.00	0.00%
ZIMBABWE	242.21	1,558.94	1,801.15	0.31%	835.37	1,535.41	2,370.78	0.25%
<b>SUB-TOTAL</b>	<b>279,353.99</b>	<b>281,733.64</b>	<b>561,087.62</b>	<b>95.84%</b>	<b>390,045.71</b>	<b>525,296.22</b>	<b>915,341.94</b>	<b>96.38%</b>
UNSPECIFIED COUNTRIES	14,755.95	9,363.18	24,119.13	4.12%	1,884.89	32,499.50	34,384.39	3.62%
GLOBAL PROJECTS						10.00	10.00	0.00%
INTERREGIONAL PROJECTS		120.00	120.00	0.02%				
ARAB COUNTRIES								
AFRICAN COUNTRIES		120.00	120.00	0.02%				
ASIAN COUNTRIES								
EUROPEAN COUNTRIES	0.37		0.37	0.00%				
LATIN AMERICA AND THE CARIBBI								
<b>GRAND-TOTAL</b>	<b>294,110.31</b>	<b>291,336.82</b>	<b>585,447.12</b>	<b>100.00%</b>	<b>391,930.61</b>	<b>557,805.72</b>	<b>949,736.33</b>	<b>100.00%</b>
<b>INDUSTRIALIZED COUNTRIES:</b>	<b>135,259.39</b>	<b>52,526.99</b>	<b>187,786.38</b>		<b>248,080.51</b>	<b>133,594.97</b>	<b>381,675.48</b>	
Percentage	45.99%	18.03%	32.08%		63.30%	23.95%	40.19%	
<b>DEVELOPING COUNTRIES/ ECONOMIES IN TRANSITION</b>	<b>144,094.97</b>	<b>229,326.64</b>	<b>373,421.61</b>		<b>141,965.20</b>	<b>391,701.25</b>	<b>533,666.45</b>	
Percentage	48.99%	78.72%	63.78%		36.22%	70.22%	56.19%	
<b>ARAB STATES</b>	<b>7,244.14</b>	<b>2,828.13</b>	<b>10,072.27</b>		<b>11,227.03</b>	<b>2,476.98</b>	<b>13,704.01</b>	
Percentage	2.46%	0.97%	1.72%		2.86%	0.44%	1.44%	
<b>AFRICA</b>	<b>7,219.46</b>	<b>15,270.02</b>	<b>22,489.49</b>		<b>16,187.06</b>	<b>19,108.65</b>	<b>35,295.71</b>	
Percentage	2.45%	5.24%	3.84%		4.13%	3.43%	3.72%	
<b>ASIA &amp; PACIFIC</b>	<b>10,237.86</b>	<b>11,680.74</b>	<b>21,918.61</b>		<b>19,204.91</b>	<b>74,880.46</b>	<b>94,085.37</b>	
Percentage	3.48%	4.01%	3.74%		4.90%	13.42%	9.91%	
<b>EUROPE &amp; CIS</b>	<b>5,134.15</b>	<b>15,781.65</b>	<b>20,915.80</b>		<b>21,292.24</b>	<b>42,791.04</b>	<b>64,083.28</b>	
Percentage	1.75%	5.42%	3.57%		5.43%	7.67%	6.75%	
<b>LATIN AMERICA &amp; THE CARIBBEA</b>	<b>114,259.35</b>	<b>183,766.10</b>	<b>298,025.45</b>		<b>74,053.96</b>	<b>252,444.12</b>	<b>326,498.08</b>	
Percentage	38.85%	63.08%	50.91%		18.89%	45.26%	34.38%	
<b>OTHERS</b>	<b>14,755.95</b>	<b>9,483.18</b>	<b>24,239.13</b>		<b>1,884.89</b>	<b>32,509.50</b>	<b>34,394.39</b>	
Percentage	5.02%	3.26%	4.14%		0.48%	5.83%	3.62%	

**TOTAL PROCUREMENT BY AGENCY: 2000 - 2001**  
(Featuring Agencies Percentage of Procurement in Developing Countries)

UNDP FUNDING					(USD Thousand)			
AGENCY	2000				2001			
	GOODS	SERVICES	TOTAL	DEVELOPING COUNTRIES (%)	GOODS	SERVICES	TOTAL	DEVELOPING COUNTRIES (%)
ESCAP	591.46	81.64	673.09	12.52%	10.87	13.35	24.21	78.52%
FAO	525.27	7.64	532.91	34.09%	746.46	60.56	807.01	15.53%
IAEA	30.50	113.10	143.60	3.41%	6.30		6.30	
ICAO	12,366.88	4,466.02	16,832.90	27.26%	37,795.10	162.63	37,957.72	1.19%
ILO	322.72	568.50	891.22	65.93%	150.55	473.00	623.55	86.13%
ITU	51.83		51.83	25.59%	No procurement under UNDP funding in 2000			
UNCTAD	146.10		146.10	100.00%	104.00	34.90	138.90	100.00%
UNDP/ASD	2,760.03	1,167.43	3,927.46	0.00%	5,000.00	15,000.00	20,000.00	0.00%
UNDP/IAPSO	9,835.85		9,835.85	8.85%	45,979.80		45,979.80	29.79%
UNDP (NEX)	175,012.08	235,046.39	410,058.47	85.45%	175,972.99	348,110.13	524,083.12	76.20%
UNDP (DEX)	60,536.68	24,779.68	85,316.35	3.71%	49,102.13	175,281.82	224,383.95	47.52%
UNESCO	1,654.20		1,654.20	89.42%	778.00		778.00	76.99%
UNIDO	734.00	197.00	931.00	56.50%	918.00	299.00	1,217.00	91.45%
UNON	233.86		233.86	96.54%	69.01		69.01	48.32%
UNOPS*	27,264.11	24,813.98	52,078.09	21.28%	10,999.54	17,810.73	28,810.27	22.34%
UPU	No procurement under UNDP funding in 2001				No procurement under UNDP funding in 2001			
WHO	99.14		99.14		61,398.72		61,398.72	6.23%
WMO	1,918.21	70.59	1,988.80	9.15%	2,874.92	559.61	3,434.53	19.68%
WTO	27.39	24.86	52.25	54.51%	24.23		24.23	76.60%
<b>TOTAL</b>	<b>294,110.31</b>	<b>291,336.82</b>	<b>585,447.12</b>	<b>63.78%</b>	<b>391,930.61</b>	<b>557,805.72</b>	<b>949,736.33</b>	<b>56.19%</b>

\* The statistics presented are representative of all UNOPS procurement of goods and services processed through the Reality procurement system. Procurements that are not processed through the Reality system — including local purchases processed through UNDP Country Offices and certain Headquarters purchases — cannot currently be fully described without and exhaustive, in depth review of myriad individual transactions.

**TOTAL PROCUREMENT OF GOODS BY AGENCY AND COUNTRY OF PROCUREMENT : 2001**

**UNDP FUNDING**

**(USD Thousand)**

COUNTRY	UNDP/ NEX	UNDP/ DEX	ESCAP	FAO	Agency		
					IAEA	IAPSO	ICAO
AFGHANISTAN							
ALBANIA	241.01	521.98					
ALGERIA							
ANDORRA							
ANGOLA	94.49						
ANTIGUA & BARBUDA	1.25						
ARGENTINA	4,275.96			25.00			
ARMENIA	1,040.34						
AUSTRALIA	360.80	82.37		70.00			
AUSTRIA	65.05	112.53					
AZERBAIJAN	661.31						
BAHAMAS							
BAHRAIN						337.99	5.00
BANGLADESH	810.53	3.54					
BARBADOS							
BELARUS	181.75						
BELGIUM	705.76						
BELIZE							
BENIN	146.14						
BHUTAN	117.50						
BOLIVIA	41.32						
BOSNIA AND HERZEGOVINA	35.95	1,148.50					
BOTSWANA	70.81						
BRAZIL	30,442.24						
BRUNEI DARUSSALAM							
BULGARIA	862.80						
BURKINA FASO	150.28						
BURUNDI	33.96						
CAMBODIA	305.89						
CAMEROON							
CANADA	1,072.29	226.04					93.00
CAPE VERDE							
CENTRAL AFRICAN REPUBLIC							
CHAD	23.00						
CHILE	1,137.65						
CHINA	1,435.97						
COLOMBIA	8,171.87						
COMOROS							
CONGO							
CONGO, DEM. REP.	9.44						5.00
COSTA RICA	206.23						
COTE D'IVOIRE							
CROATIA	4.09						
CUBA	1,019.68						
CYPRUS							
CZECH REPUBLIC							
DENMARK	6,495.92	23,306.56		21.80		4,220.08	
DJIBOUTI	46.42						
DOMINICA	24.26						
DOMINICAN REPUBLIC	167.02						
DPR KOREA							
ECUADOR	497.23						
EGYPT	328.84						
EL SALVADOR	1,919.97	37.88					
EQUATORIAL GUINEA							
ERITREA		7,000.00					
ESTONIA							
ETHIOPIA	233.10	10.43					
FIJI							
FINLAND	254.27				4.60		
FRANCE	3,800.46	630.81		54.39		2,147.92	5,579.00
GABON							
GAMBIA							
GEORGIA	158.92	40.08					
GERMANY	4,124.13	2.07		79.25		230.42	
GHANA	176.20					22.81	
GREECE							
GRENADA							
GUATEMALA	2,558.94	12.30					
GUINEA	11.14						
GUINEA-BISSAU	98.38						
GUYANA	174.83						
HAITI	209.70	44.21					
HONDURAS	7,222.92						
HUNGARY							
ICELAND							
INDIA	6,959.84	396.91				1,089.49	
INDONESIA	177.67	19.23					2.00
IRAN (ISLAMIC REPUBLIC OF)	130.07	637.79					
IRAQ	11.10						
IRELAND	33.39						
ISRAEL	185.55	758.00					
ITALY	1,283.89	1,500.00		141.17		14,826.73	6,227.17
JAMAICA							
JAPAN	5,920.04	1,000.00		79.32		3,980.15	27.07

**TOTAL PROCUREMENT OF GOODS BY AGENCY AND COUNTRY OF PROCUREMENT : 2001**

**UNDP FUNDING**

**(USD Thousand)**

COUNTRY	UNDP/ NEX	UNDP/ DEX	ESCAP	FAO	Agency		
					IAEA	IAPSO	ICAO
JORDAN		1,166.08					
KAZAKHSTAN	176.93						
KENYA	150.49						
KIRIBATI							
KUWAIT							
KYRGYZSTAN	114.64						
LAO P.D.R.	226.01						
LATVIA	42.57						
LEBANON							4.00
LESOTHO							
LIBERIA							
LIBYAN ARAB JAMAHIRIYA							
LIECHTENSTEIN							
LITHUANIA	47.63						
LUXEMBOURG							
MACEDONIA (TFYR)	85.89	36.04					
MADAGASCAR	88.03	72.41					
MALAWI		23.58		12.84			
MALAYSIA	230.15						
MALDIVES	94.81						
MALI	1,255.00						
MALTA							
MARSHALL ISLANDS							
MAURITANIA							
MAURITIUS							
MEXICO	2,247.94						
MICRONESIA (FED. STATES OF)							
MOLDOVA (REPUBLIC OF)	487.41						
MONACO							
MONGOLIA	113.55						
MOROCCO	220.70						
MOZAMBIQUE	809.34						
MYANMAR							
NAMIBIA	86.30	35.20					
NAURU							
NEPAL	65.64					2.16	
NETHERLANDS	1,456.79	200.36		16.24		941.60	
NEW ZEALAND							
NICARAGUA							
NIGER	235.82	119.62					
NIGERIA	513.21	160.00					
NORWAY	1,094.10					82.77	
OMAN						1.90	
PALAU							
PAKISTAN	760.00	751.07					
PANAMA	1,319.01						61.86
PAPUA NEW GUINEA							
PARAGUAY	6,246.65						
PERU	798.37	132.05					4.00
PHILIPPINES	54.68						
POLAND	15.32						
PORTUGAL	13.65	30.06					
QATAR							
REPUBLIC OF KOREA	102.72						
ROMANIA	44.76						
RUSSIAN FEDERATION	154.11						
RWANDA	350.27	86.86					
SAMOA							
SAN MARINO							
SAO TOME & PRINCIPE							
SAUDI ARABIA	112.63	6,629.88					
SENEGAL	107.49						
SEYCHELLES							
SIERRA LEONE							
SINGAPORE	39.72	62.37		69.38			
SLOVAKIA	33.41						
SLOVENIA							
SOLOMON ISLANDS							
SOMALIA		4.14					176.00
SOUTH AFRICA	1.24	5.16		2.17			127.00
SPAIN	1,409.14						
SRI LANKA	677.42	3.84					
ST KITTS & NEVIS	3.54						
ST. LUCIA	5.53						
ST. VINCENT & THE GRENADINES							
SUDAN							
SURINAME	2.94						
SWAZILAND	28.94						
SWEDEN	61.23	246.78				1,965.87	
SWITZERLAND	2,064.24	50.61		6.00		973.21	
SYRIAN ARAB REPUBLIC							
TAJIKISTAN	64.83						
THAILAND	30.96		10.87			12.07	
TOGO	52.55						
TONGA							

**TOTAL PROCUREMENT OF GOODS BY AGENCY AND COUNTRY OF PROCUREMENT : 2001**

UNDP FUNDING

(USD Thousand)

COUNTRY	UNDP/ NEX	UNDP/ DEX	ESCAP	FAO	Agency		
					IAEA	IAPSO	ICAO
TRINIDAD & TOBAGO							
TUNISIA	184.01						
TURKEY	236.56	19.64				12,230.00	
TURKMENISTAN	81.69						
UNITED ARAB EMIRATES	2.46	314.17		15.98			
UGANDA							
UKRAINE	857.98						
UNITED KINGDOM	3,711.30	138.86		36.69	1.10	2,433.44	6,101.00
UNITED REP. OF TANZANIA	117.97						
URUGUAY	137.50						
USA	42,671.45	92.64		7.35	0.60	481.18	19,383.00
UZBEKISTAN	277.16						
VANUATU							
VENEZUELA	4,737.34	17.71					
VIET NAM	311.99						
YEMEN	2.77						
YUGOSLAVIA							
ZAMBIA							
ZIMBABWE	713.50	37.26					
<b>SUB-TOTAL</b>	<b>175,371.47</b>	<b>47,927.64</b>	<b>10.87</b>	<b>637.57</b>	<b>6.30</b>	<b>45,979.80</b>	<b>37,795.10</b>
UNSPECIFIED COUNTRIES	601.52	1,174.49		108.89			
GLOBAL PROJECTS							
INTERREGIONAL PROJECTS							
ARAB COUNTRIES							
AFRICAN COUNTRIES							
ASIAN COUNTRIES							
EUROPEAN COUNTRIES							
LATIN AMERICA AND THE CARIBBEAN							
<b>GRAND-TOTAL</b>	<b>175,972.99</b>	<b>49,102.13</b>	<b>10.87</b>	<b>746.46</b>	<b>6.30</b>	<b>45,979.80</b>	<b>37,795.10</b>
<b>INDUSTRIALIZED COUNTRIES:</b>	<b>76,937.56</b>	<b>28,377.69</b>		<b>512.21</b>	<b>6.30</b>	<b>32,283.37</b>	<b>37,410.24</b>
Percentage	43.72%	57.79%		68.62%	100.00%	70.21%	98.98%
<b>DEVELOPING COUNTRIES/ ECONOMIES IN TRANSITION</b>	<b>98,433.91</b>	<b>19,549.95</b>	<b>10.87</b>	<b>125.36</b>		<b>13,696.43</b>	<b>384.86</b>
Percentage	55.94%	39.81%	100.00%	16.79%		29.79%	1.02%
<b>ARAB STATES</b>	<b>1,894.50</b>	<b>8,437.90</b>				<b>339.90</b>	<b>185.00</b>
Percentage	1.08%	17.18%				0.74%	0.49%
<b>AFRICAN COUNTRIES</b>	<b>5,559.54</b>	<b>7,841.11</b>		<b>18.14</b>		<b>22.81</b>	<b>132.00</b>
Percentage	3.16%	15.97%		2.43%		0.05%	0.35%
<b>ASIA &amp; PACIFIC</b>	<b>12,515.04</b>	<b>1,260.54</b>	<b>10.87</b>	<b>82.22</b>		<b>1,103.72</b>	<b>2.00</b>
Percentage	7.11%	2.57%	100.00%	11.01%		2.40%	0.01%
<b>EUROPE &amp; CIS</b>	<b>4,894.95</b>	<b>1,766.25</b>				<b>12,230.00</b>	
Percentage	2.78%	3.60%				26.60%	
<b>LATIN AMERICA &amp; THE CARIBBEAN</b>	<b>73,569.88</b>	<b>244.15</b>		<b>25.00</b>			<b>65.86</b>
Percentage	41.81%	0.50%		3.35%			0.17%
<b>OTHERS</b>	<b>601.52</b>	<b>1,174.49</b>		<b>108.89</b>			
Percentage	0.34%	2.39%		14.59%			



**TOTAL PROCUREMENT OF GOODS BY AGENCY AND COUNTRY OF PROCUREMENT : 2001**

UNDP FUNDING				(USD Thousand)			
COUNTRY	ILO	UNCTAD	UNDP/ ASD	Agency			
				UNESCO	UNIDO	UNON	UNOPS
AFGHANISTAN							
ALBANIA							
ALGERIA					49.00		
ANDORRA							
ANGOLA							
ANTIGUA & BARBUDA							
ARGENTINA							
ARMENIA							49.94
AUSTRALIA							2,198.74
AUSTRIA							
AZERBAIJAN				14.00			
BAHAMAS							
BAHRAIN							
BANGLADESH							
BARBADOS							
BELARUS							
BELGIUM							150.98
BELIZE							
BENIN							
BHUTAN							
BOLIVIA							
BOSNIA AND HERZEGOVINA	2.25				45.00		
BOTSWANA							
BRAZIL							
BRUNEI DARUSSALAM							
BULGARIA							
BURKINA FASO							201.64
BURUNDI						25.76	
CAMBODIA							
CAMEROON							
CANADA							97.09
CAPE VERDE							
CENTRAL AFRICAN REPUBLIC							
CHAD		27.30			60.00		
CHILE							
CHINA				11.00			32.12
COLOMBIA							
COMOROS	4.91						
CONGO							
CONGO, DEM. REP.							
COSTA RICA							
COTE D'IVOIRE							100.10
CROATIA							392.87
CUBA							
CYPRUS							
CZECH REPUBLIC							
DENMARK	26.13			27.00			184.36
DJIBOUTI							
DOMINICA							
DOMINICAN REPUBLIC							
DPR KOREA							
ECUADOR				1.00			
EGYPT				38.00			
EL SALVADOR							
EQUATORIAL GUINEA							
ERITREA							
ESTONIA							
ETHIOPIA							69.90
FIJI							
FINLAND							17.26
FRANCE	13.35			12.00			92.99
GABON							
GAMBIA	43.79						
GEORGIA							
GERMANY							426.65
GHANA							
GREECE							
GRENADA							
GUATEMALA							79.34
GUINEA							
GUINEA-BISSAU							
GUYANA							
HAITI							
HONDURAS		59.00					
HUNGARY		13.00					
ICELAND							
INDIA							
INDONESIA					121.00		343.64
IRAN (ISLAMIC REPUBLIC OF)							
IRAQ				6.00	69.00	1.75	
IRELAND							
ISRAEL							
ITALY					68.00		
JAMAICA							
JAPAN				120.00			311.25

**TOTAL PROCUREMENT OF GOODS BY AGENCY AND COUNTRY OF PROCUREMENT : 2001**

UNDP FUNDING				(USD Thousand)			
COUNTRY	ILO	UNCTAD	UNDP/ ASD	Agency			
				UNESCO	UNIDO	UNON	UNOPS
JORDAN				5.00			
KAZAKHSTAN							
KENYA						2.60	26.40
KIRIBATI							
KUWAIT							
KYRGYZSTAN				1.00			
LAO P.D.R.							
LATVIA							
LEBANON				10.00			
LESOTHO							
LIBERIA				7.00			
LIBYAN ARAB JAMAHIRIYA				12.00			
LIECHTENSTEIN							
LITHUANIA							
LUXEMBOURG							
MACEDONIA (TFYR)							
MADAGASCAR	16.23			2.00			
MALAWI							
MALAYSIA							95.66
MALDIVES							
MALI				2.00			
MALTA							
MARSHALL ISLANDS							
MAURITANIA							
MAURITIUS							
MEXICO							
MICRONESIA (FED. STATES OF)							
MOLDOVA (REPUBLIC OF)							
MONACO							
MONGOLIA							
MOROCCO							
MOZAMBIQUE				82.00			177.14
MYANMAR				357.00			20.00
NAMIBIA							
NAURU							
NEPAL							
NETHERLANDS							397.01
NEW ZEALAND							0.64
NICARAGUA							
NIGER	0.89						
NIGERIA						3.24	
NORWAY							
OMAN							
PALAU							5.08
PAKISTAN							
PANAMA		4.70					
PAPUA NEW GUINEA							
PARAGUAY							
PERU							
PHILIPPINES							
POLAND							
PORTUGAL							
QATAR							
REPUBLIC OF KOREA							50.80
ROMANIA							
RUSSIAN FEDERATION							
RWANDA							
SAMOA							
SAN MARINO							
SAO TOME & PRINCIPE							
SAUDI ARABIA							
SENEGAL							
SEYCHELLES							
SIERRA LEONE							
SINGAPORE							79.38
SLOVAKIA							
SLOVENIA							379.78
SOLOMON ISLANDS							
SOMALIA							
SOUTH AFRICA							297.08
SPAIN							165.54
SRI LANKA						470.00	
ST KITTS & NEVIS							
ST. LUCIA							
ST. VINCENT & THE GRENADINES							
SUDAN							
SURINAME							
SWAZILAND							
SWEDEN							9.25
SWITZERLAND							32.79
SYRIAN ARAB REPUBLIC				30.00			
TAJIKISTAN				21.00			
THAILAND							26.50
TOGO							
TONGA							

**TOTAL PROCUREMENT OF GOODS BY AGENCY AND COUNTRY OF PROCUREMENT : 2001**

UNDP FUNDING		(USD Thousand)					
COUNTRY	Agency						
	ILO	UNCTAD	UNDP/ ASD	UNESCO	UNIDO	UNON	UNOPS
TRINIDAD & TOBAGO							
TUNISIA							
TURKEY							
TURKMENISTAN							
UNITED ARAB EMIRATES							357.68
UGANDA							
UKRAINE	6.00						
UNITED KINGDOM	37.00			17.00			2,124.57
UNITED REP. OF TANZANIA							
URUGUAY							
USA			5,000.00	3.00	36.00	35.66	636.72
UZBEKISTAN							
VANUATU							
VENEZUELA							
VIET NAM							
YEMEN							
YUGOSLAVIA							1,368.66
ZAMBIA							
ZIMBABWE							
<b>SUB-TOTAL</b>	<b>150.55</b>	<b>104.00</b>	<b>5,000.00</b>	<b>778.00</b>	<b>918.00</b>	<b>69.01</b>	<b>10,999.54</b>
UNSPECIFIED COUNTRIES							
GLOBAL PROJECTS							
INTERREGIONAL PROJECTS							
ARAB COUNTRIES							
AFRICAN COUNTRIES							
ASIAN COUNTRIES							
EUROPEAN COUNTRIES							
LATIN AMERICA AND THE CARIBBEAN							
<b>GRAND-TOTAL</b>	<b>150.55</b>	<b>104.00</b>	<b>5,000.00</b>	<b>778.00</b>	<b>918.00</b>	<b>69.01</b>	<b>10,999.54</b>
<b>INDUSTRIALIZED COUNTRIES:</b>	76.47		5,000.00	179.00	104.00	35.66	6,895.76
Percentage	50.80%		100.00%	23.01%	11.33%	51.68%	62.69%
<b>DEVELOPING COUNTRIES/ ECONOMIES IN TRANSITION</b>	74.08	104.00		599.00	814.00	33.35	4,103.78
Percentage	49.20%	100.00%		76.99%	88.67%	48.32%	37.31%
<b>ARAB STATES</b>	6.00			101.00	118.00	1.75	
Percentage	3.99%			12.98%	12.85%	2.54%	
<b>AFRICAN COUNTRIES</b>	65.82	27.30		93.00	60.00	31.60	1,229.93
Percentage	43.72%	26.25%		11.95%	6.54%	45.79%	11.18%
<b>ASIA &amp; PACIFIC</b>				368.00	591.00		653.19
Percentage				47.30%	64.38%		5.94%
<b>EUROPE &amp; CIS</b>	2.25	13.00		36.00	45.00		2,141.32
Percentage	1.50%	12.50%		4.63%	4.90%		19.47%
<b>LATIN AMERICA &amp; THE CARIBBEAN</b>		63.70		1.00			79.34
Percentage		61.25%		0.13%			0.72%
<b>OTHERS</b>							
Percentage							

**TOTAL PROCUREMENT OF GOODS BY AGENCY AND COUNTRY OF PROCUREMENT : 2001**

COUNTRY	Agency			(USD Thousand)	
	WHO	WMO	WTO	TOTAL (ALL)	%
AFGHANISTAN					
ALBANIA				763.00	0.19%
ALGERIA				49.00	0.01%
ANDORRA					
ANGOLA				94.49	0.02%
ANTIGUA & BARBUDA				1.25	0.00%
ARGENTINA	2.53			4,303.49	1.10%
ARMENIA				1,040.34	0.27%
AUSTRALIA	158.00			721.10	0.18%
AUSTRIA	39.95			2,416.26	0.62%
AZERBAIJAN				675.31	0.17%
BAHAMAS					
BAHRAIN				342.99	0.09%
BANGLADESH				814.07	0.21%
BARBADOS					
BELARUS				181.75	0.05%
BELGIUM	266.63			1,123.37	0.29%
BELIZE					
BENIN				146.14	0.04%
BHUTAN				117.50	0.03%
BOLIVIA				41.32	0.01%
BOSNIA AND HERZEGOVINA				1,231.70	0.31%
BOTSWANA				70.81	0.02%
BRAZIL				30,442.24	7.77%
BRUNEI DARUSSALAM					
BULGARIA				862.80	0.22%
BURKINA FASO				351.92	0.09%
BURUNDI				59.72	0.02%
CAMBODIA				305.89	0.08%
CAMEROON					
CANADA	48.38	194.00		1,730.80	0.44%
CAPE VERDE					
CENTRAL AFRICAN REPUBLIC					
CHAD				110.30	0.03%
CHILE				1,137.65	0.29%
CHINA	75.22			1,554.31	0.40%
COLOMBIA				8,171.87	2.09%
COMOROS				4.91	0.00%
CONGO					
CONGO, DEM. REP.				14.44	0.00%
COSTA RICA				206.23	0.05%
COTE D'IVOIRE				100.10	0.03%
CROATIA				396.96	0.10%
CUBA				1,019.68	0.26%
CYPRUS	61.01			61.01	0.02%
CZECH REPUBLIC					
DENMARK	1,493.54	3.63		35,779.02	9.13%
DJIBOUTI				46.42	0.01%
DOMINICA				24.26	0.01%
DOMINICAN REPUBLIC				167.02	0.04%
DPR KOREA					
ECUADOR				498.23	0.13%
EGYPT				366.84	0.09%
EL SALVADOR				1,957.86	0.50%
EQUATORIAL GUINEA					
ERITREA				7,000.00	1.79%
ESTONIA					
ETHIOPIA				313.43	0.08%
FIJI					
FINLAND	1,356.93	13.52		1,646.58	0.42%
FRANCE	3,251.19	624.20		16,206.30	4.13%
GABON					
GAMBIA				43.79	0.01%
GEORGIA				199.00	0.05%
GERMANY	19,706.45	9.53		24,578.49	6.27%
GHANA	108.84			307.84	0.08%
GREECE					
GRENADA					
GUATEMALA				2,650.57	0.68%
GUINEA			14.21	25.36	0.01%
GUINEA-BISSAU				98.38	0.03%
GUYANA				174.83	0.04%
HAITI				253.91	0.06%
HONDURAS				7,281.92	1.86%
HUNGARY	29.50			42.50	0.01%
ICELAND					
INDIA	1,016.49			9,927.37	2.53%
INDONESIA	56.44			255.34	0.07%
IRAN (ISLAMIC REPUBLIC OF)				767.86	0.20%
IRAQ				87.85	0.02%
IRELAND	535.94			569.33	0.15%
ISRAEL	7.36			950.91	0.24%
ITALY	578.90			24,625.86	6.28%
JAMAICA					
JAPAN	5,655.57	85.23		17,178.62	4.38%

**TOTAL PROCUREMENT OF GOODS BY AGENCY AND COUNTRY OF PROCUREMENT : 2001**

COUNTRY	Agency			(USD Thousand)	
	WHO	WMO	WTO	TOTAL (ALL)	%
JORDAN	64.00			1,235.08	0.32%
KAZAKHSTAN				176.93	0.05%
KENYA				179.48	0.05%
KIRIBATI					
KUWAIT					
KYRGYZSTAN				115.64	0.03%
LAO P.D.R.				226.01	0.06%
LATVIA				42.57	0.01%
LEBANON				14.00	0.00%
LESOTHO					
LIBERIA				7.00	0.00%
LIBYAN ARAB JAMAHIRIYA				12.00	0.00%
LIECHTENSTEIN					
LITHUANIA				47.63	0.01%
LUXEMBOURG	236.91			236.91	0.06%
MACEDONIA (TFYR)				121.93	0.03%
MADAGASCAR				178.67	0.05%
MALAWI	1.62			1.62	0.00%
MALAYSIA				362.23	0.09%
MALDIVES		5.96		100.76	0.03%
MALI				1,257.00	0.32%
MALTA					
MARSHALL ISLANDS					
MAURITANIA					
MAURITIUS					
MEXICO				2,247.94	0.57%
MICRONESIA (FED. STATES OF)					
MOLDOVA (REPUBLIC OF)				487.41	0.12%
MONACO					
MONGOLIA				113.55	0.03%
MOROCCO				220.70	0.06%
MOZAMBIQUE	0.95			1,069.43	0.27%
MYANMAR				377.00	0.10%
NAMIBIA				121.50	0.03%
NAURU					
NEPAL				67.80	0.02%
NETHERLANDS	9,759.72			12,771.73	3.26%
NEW ZEALAND	92.71			93.35	0.02%
NICARAGUA					
NIGER				356.33	0.09%
NIGERIA				676.45	0.17%
NORWAY	274.05			1,450.92	0.37%
OMAN	78.98			80.88	0.02%
PALAU				5.08	0.00%
PAKISTAN				1,511.07	0.39%
PANAMA				1,385.57	0.35%
PAPUA NEW GUINEA					
PARAGUAY				6,246.65	1.59%
PERU	2.50			936.92	0.24%
PHILIPPINES				54.68	0.01%
POLAND	0.56			15.87	0.00%
PORTUGAL	0.62			44.33	0.01%
QATAR					
REPUBLIC OF KOREA	666.15			819.67	0.21%
ROMANIA				44.76	0.01%
RUSSIAN FEDERATION				154.11	0.04%
RWANDA				437.12	0.11%
SAMOA					
SAN MARINO					
SAO TOME & PRINCIPE			4.35	4.35	0.00%
SAUDI ARABIA				6,742.51	1.72%
SENEGAL	64.35			171.83	0.04%
SEYCHELLES					
SIERRA LEONE					
SINGAPORE	100.80			351.66	0.09%
SLOVAKIA				33.41	0.01%
SLOVENIA				379.78	0.10%
SOLOMON ISLANDS					
SOMALIA				180.14	0.05%
SOUTH AFRICA	267.72			700.37	0.18%
SPAIN	55.75		2.12	1,632.55	0.42%
SRI LANKA	95.00			1,246.27	0.32%
ST KITTS & NEVIS				3.54	0.00%
ST. LUCIA				5.53	0.00%
ST. VINCENT & THE GRENADINES					
SUDAN					
SURINAME				2.94	0.00%
SWAZILAND				28.94	0.01%
SWEDEN	545.79			2,828.92	0.72%
SWITZERLAND	5,498.40	9.78		8,635.02	2.20%
SYRIAN ARAB REPUBLIC				30.00	0.01%
TAJIKISTAN				85.83	0.02%
THAILAND	602.28			682.67	0.17%
TOGO				52.55	0.01%
TONGA					

**TOTAL PROCUREMENT OF GOODS BY AGENCY AND COUNTRY OF PROCUREMENT : 2001**

UNDP FUNDING				(USD Thousand)	
COUNTRY	Agency			TOTAL (ALL)	%
	WHO	WMO	WTO		
TRINIDAD & TOBAGO					
TUNISIA				184.01	0.05%
TURKEY				12,486.20	3.19%
TURKMENISTAN				81.69	0.02%
UNITED ARAB EMIRATES		187.47		877.75	0.22%
UGANDA					
UKRAINE				863.98	0.22%
UNITED KINGDOM	4,838.39	1.08	2.21	19,442.64	4.96%
UNITED REP. OF TANZANIA	371.70			489.67	0.12%
URUGUAY				137.50	0.04%
USA	3,173.94	1,740.55	1.34	73,263.42	18.69%
UZBEKISTAN				277.16	0.07%
VANUATU					
VENEZUELA				4,755.05	1.21%
VIET NAM				311.99	0.08%
YEMEN				2.77	0.00%
YUGOSLAVIA	72.41			1,441.07	0.37%
ZAMBIA					
ZIMBABWE	84.60			835.37	0.21%
<b>SUB-TOTAL</b>	<b>61,398.72</b>	<b>2,874.92</b>	<b>24.23</b>	<b>390,045.71</b>	<b>99.52%</b>
UNSPECIFIED COUNTRIES				1,884.89	0.48%
GLOBAL PROJECTS					
INTERREGIONAL PROJECTS					
ARAB COUNTRIES					
AFRICAN COUNTRIES					
ASIAN COUNTRIES					
EUROPEAN COUNTRIES					
LATIN AMERICA AND THE CARIBBEAN					
<b>GRAND-TOTAL</b>	<b>61,398.72</b>	<b>2,874.92</b>	<b>24.23</b>	<b>391,930.61</b>	<b>100.00%</b>
<b>INDUSTRIALIZED COUNTRIES:</b>	57,575.09	2,681.50	5.67	248,080.51	
Percentage	93.77%	93.27%	23.40%	63.30%	
<b>DEVELOPING COUNTRIES/ ECONOMIES IN TRANSITION</b>	3,823.63	193.42	18.56	141,965.20	
Percentage	6.23%	6.73%	76.60%	36.22%	
<b>ARAB STATES</b>	142.98			11,227.03	
Percentage	0.23%			2.86%	
<b>AFRICAN COUNTRIES</b>	899.78	187.47	18.56	16,187.06	
Percentage	1.47%	6.52%	76.60%	4.13%	
<b>ASIA &amp; PACIFIC</b>	2,612.37	5.96		19,204.91	
Percentage	4.25%	0.21%		4.90%	
<b>EUROPE &amp; CIS</b>	163.47			21,292.24	
Percentage	0.27%			5.43%	
<b>LATIN AMERICA &amp; THE CARIBBEAN</b>	5.03			74,053.96	
Percentage	0.01%			18.89%	
<b>OTHERS</b>				1,884.89	
Percentage				0.48%	

**TOTAL PROCUREMENT OF SERVICES BY AGENCY AND COUNTRY OF PROCUREMENT : 2001**

**UNDP FUNDING**

**(USD Thousand)**

COUNTRY	UNDP/ NEX	UNDP/ DEX	ESCAP	FAO	ICAO	ILO	UNDP/ ASD
AFGHANISTAN							
ALBANIA	68.52	65.65					
ALGERIA							
ANDORRA							
ANGOLA							
ANTIGUA & BARBUDA							
ARGENTINA	451.13						
ARMENIA	90.00						
AUSTRALIA	24.63	3,742.53					
AUSTRIA	9.00						
AZERBAIJAN	120.43						
BAHAMAS							
BAHRAIN	84.00						
BANGLADESH	3,078.49	116.91					
BARBADOS							
BELARUS	188.57	24.26					
BELGIUM	98.28	6.47					
BELIZE							
BENIN	173.53						
BHUTAN	96.12						
BOLIVIA	2,706.41						
BOSNIA AND HERZEGOVINA		22,998.28					
BOTSWANA	217.23						
BRAZIL	46,059.64						
BRUNEI DARUSSALAM							
BULGARIA	14,864.10						
BURKINA FASO							
BURUNDI	69.78						
CAMBODIA	574.77						
CAMEROON							
CANADA	798.52	116.52		26.60	93.63		
CAPE VERDE	11.70						
CENTRAL AFRICAN REPUBLIC							
CHAD	5.00	98.52				49.00	
CHILE	2,160.80						
CHINA							
COLOMBIA	49,286.85						
COMOROS						9.00	
CONGO		308.64					
CONGO, DEM. REP.	34.10					20.00	
COSTA RICA	57.42						
COTE D'IVOIRE	407.11						
CROATIA							
CUBA	104.57						
CYPRUS							
CZECH REPUBLIC							
DENMARK	1,303.55	63.42					
DJIBOUTI							
DOMINICA	12.62						
DOMINICAN REPUBLIC	2,100.66						
DPR KOREA							
ECUADOR	9,627.21	32.00			19.00		
EGYPT	937.76						
EL SALVADOR	10,162.64	913.63					
EQUATORIAL GUINEA							
ERITREA	50.00						
ESTONIA							
ETHIOPIA	114.77	2.82					
FIJI							
FINLAND							
FRANCE	38.01	31,643.42					
GABON							
GAMBIA						340.00	
GEORGIA	161.15	5.02					
GERMANY	27,792.00	17,499.23					
GHANA	59.41						
GREECE							
GRENADA	62.00						
GUATEMALA	9,363.90	784.82					
GUINEA							
GUINEA-BISSAU	162.51						
GUYANA							
HAITI		94.78					
HONDURAS	6,870.90	104.21					
HUNGARY							
ICELAND							
INDIA	4,791.32	59,423.01					
INDONESIA	1,010.29						
IRAN (ISLAMIC REPUBLIC OF)	384.65						
IRAQ							
IRELAND							
ISRAEL	1,503.80						
ITALY	330.97	1,304.84					
JAMAICA							
JAPAN	80.10	18.00					

**TOTAL PROCUREMENT OF SERVICES BY AGENCY AND COUNTRY OF PROCUREMENT : 2001**

**UNDP FUNDING**

(USD Thousand)

COUNTRY	UNDP/ NEX	UNDP/ DEX	ESCAP	FAO	ICAO	ILO	UNDP/ ASD
JORDAN		26.39					
KAZAKHSTAN	130.70						
KENYA	89.56						
KIRIBATI							
KUWAIT							
KYRGYZSTAN	66.73						
LAO P.D.R.							
LATVIA	24.20					10.00	
LEBANON	179.00				1.00		
LESOTHO							
LIBERIA							
LIBYAN ARAB JAMAHIRIYA							
LIECHTENSTEIN							
LITHUANIA	107.50						
LUXEMBOURG							
MACEDONIA (TFYR)	93.85						
MADAGASCAR	873.32	77.25					
MALAWI	332.40						
MALAYSIA	108.38						
MALDIVES	1.99						
MALI	692.85						
MALTA							
MARSHALL ISLANDS							
MAURITANIA							
MAURITIUS							
MEXICO	172.23				8.00		
MICRONESIA (FED. STATES OF)							
MOLDOVA (REPUBLIC OF)	373.38						
MONACO							
MONGOLIA	88.68	2.82					
MOROCCO	62.36						
MOZAMBIQUE	1,815.22						
MYANMAR							
NAMIBIA	12.07						
NAURU							
NEPAL	2,396.74					35.00	
NETHERLANDS	714.32	31.21					
NEW ZEALAND							
NICARAGUA							
NIGER	726.02						
NIGERIA	5,945.89	1,636.17					
NORWAY	35.00						
OMAN							
PALAU							
PAKISTAN	1,000.00						
PANAMA	92,330.75						
PAPUA NEW GUINEA							
PARAGUAY	2,772.19						
PERU	13,448.00						
PHILIPPINES	215.79						
POLAND	529.27						
PORTUGAL							
QATAR							
REPUBLIC OF KOREA	60.00						
ROMANIA	608.15						
RUSSIAN FEDERATION	3,182.89						
RWANDA							
SAMOA							
SAN MARINO							
SAO TOME & PRINCIPE		17.98					
SAUDI ARABIA	97.95						
SENEGAL	502.08						
SEYCHELLES							
SIERRA LEONE							
SINGAPORE							
SLOVAKIA							
SLOVENIA							
SOLOMON ISLANDS							
SOMALIA		101.49			40.00		
SOUTH AFRICA		45.00					
SPAIN	406.58	34.00					
SRI LANKA	470.10	32.99	6.00				
ST KITTS & NEVIS							
ST. LUCIA	34.40						
ST. VINCENT & THE GRENADINES	63.00						
SUDAN							
SURINAME	3.80						
SWAZILAND	53.70						
SWEDEN	50.28						
SWITZERLAND		540.77					
SYRIAN ARAB REPUBLIC							
TAJIKISTAN	255.79						
THAILAND	757.84		2.15				
TOGO	195.37						
TONGA							



**TOTAL PROCUREMENT OF SERVICES BY AGENCY AND COUNTRY OF PROCUREMENT : 2001**

<b>UNDP FUNDING</b>		(USD Thousand)					
<b>COUNTRY</b>	<b>UNDP/ NEX</b>	<b>UNDP/ DEX</b>	<b>ESCAP</b>	<b>FAO</b>	<b>ICAO</b>	<b>ILO</b>	<b>UNDP/ ASD</b>
TRINIDAD & TOBAGO	48.30						
TUNISIA	160.84						
TURKEY	1,051.97	86.00					
TURKMENISTAN	434.27						
UNITED ARAB EMIRATES	41.49						
UGANDA	4.00						
UKRAINE							
UNITED KINGDOM	2,550.83	643.59	5.20	33.96			
UNITED REP. OF TANZANIA	392.04						
URUGUAY	1,617.00						
USA	8,264.16	52.38			1.00		15,000.00
UZBEKISTAN	205.52						
VANUATU							
VENEZUELA	799.55	69.67					
VIET NAM	223.22						
YEMEN							
YUGOSLAVIA							
ZAMBIA							
ZIMBABWE	1,475.76	17.65					
<b>SUB-TOTAL</b>	<b>348,110.13</b>	<b>142,782.32</b>	<b>13.35</b>	<b>60.56</b>	<b>162.63</b>	<b>463.00</b>	<b>15,000.00</b>
UNSPECIFIED COUNTRIES		32,499.50					
GLOBAL PROJECTS						10.00	
INTERREGIONAL PROJECTS							
ARAB COUNTRIES							
AFRICAN COUNTRIES							
ASIAN COUNTRIES							
EUROPEAN COUNTRIES							
LATIN AMERICA AND THE CARIBBEAN							
<b>GRAND-TOTAL</b>	<b>348,110.13</b>	<b>175,281.82</b>	<b>13.35</b>	<b>60.56</b>	<b>162.63</b>	<b>473.00</b>	<b>15,000.00</b>
<b>INDUSTRIALIZED COUNTRIES:</b>	<b>47,182.91</b>	<b>55,696.38</b>	<b>5.20</b>	<b>60.56</b>	<b>94.63</b>		<b>15,000.00</b>
Percentage	13.55%	31.78%	38.96%	100.00%	58.19%		100.00%
<b>DEVELOPING COUNTRIES/ ECONOMIES IN TRANSITION:</b>	<b>300,927.22</b>	<b>87,085.94</b>	<b>8.15</b>		<b>68.00</b>	<b>463.00</b>	
Percentage	86.45%	49.68%	61.04%		41.81%	97.89%	
<b>ARAB STATES</b>	<b>1,906.56</b>	<b>127.88</b>			<b>41.00</b>		
Percentage	0.55%	0.07%			25.21%		
<b>AFRICAN COUNTRIES</b>	<b>14,452.87</b>	<b>2,204.03</b>				<b>418.00</b>	
Percentage	4.15%	1.26%				88.37%	
<b>ASIA &amp; PACIFIC</b>	<b>14,873.72</b>	<b>59,575.72</b>	<b>8.15</b>			<b>35.00</b>	
Percentage	4.27%	33.99%	61.04%			7.40%	
<b>EUROPE &amp; CIS</b>	<b>19,378.11</b>	<b>23,179.21</b>				<b>10.00</b>	
Percentage	5.57%	13.22%				2.11%	
<b>LATIN AMERICA &amp; THE CARIBBEAN</b>	<b>250,315.97</b>	<b>1,999.11</b>			<b>27.00</b>		
Percentage	71.91%	1.14%			16.60%		
<b>OTHERS</b>		<b>32,499.50</b>				<b>10.00</b>	
Percentage		18.54%				2.11%	

**TOTAL PROCUREMENT OF SERVICES BY AGENCY AND COUNTRY OF PROCUREMENT : 2001**

UNDP FUNDING					(USD Thousand)	
COUNTRY	UNCTAD	UNIDO	UNOPS	WMO	TOTAL (ALL)	%
AFGHANISTAN						
ALBANIA					134.17	0.02%
ALGERIA						
ANDORRA						
ANGOLA						
ANTIGUA & BARBUDA						
ARGENTINA					451.13	0.08%
ARMENIA					90.00	0.02%
AUSTRALIA			22.37		3,789.52	0.68%
AUSTRIA			23.20		32.20	0.01%
AZERBAIJAN			118.61		239.05	0.04%
BAHAMAS						
BAHRAIN					84.00	0.02%
BANGLADESH					3,195.40	0.57%
BARBADOS						
BELARUS					212.83	0.04%
BELGIUM			4.00		108.75	0.02%
BELIZE						
BENIN					173.53	0.03%
BHUTAN					96.12	0.02%
BOLIVIA					2,706.41	0.49%
BOSNIA AND HERZEGOVINA					22,998.28	4.12%
BOTSWANA					217.23	0.04%
BRAZIL			20.00		46,079.64	8.26%
BRUNEI DARUSSALAM						
BULGARIA			3.80		14,867.90	2.67%
BURKINA FASO						
BURUNDI					69.78	0.01%
CAMBODIA					574.77	0.10%
CAMEROON			5.00		5.00	0.00%
CANADA			110.17		1,145.43	0.21%
CAPE VERDE					11.70	0.00%
CENTRAL AFRICAN REPUBLIC						
CHAD	23.30		58.69		234.51	0.04%
CHILE			20.00		2,180.80	0.39%
CHINA		254.00			254.00	0.05%
COLOMBIA					49,286.85	8.84%
COMOROS					9.00	0.00%
CONGO					308.64	0.06%
CONGO, DEM. REP.					54.10	0.01%
COSTA RICA			6.05		63.47	0.01%
COTE D'IVOIRE			10.00		417.11	0.07%
CROATIA						
CUBA					104.57	0.02%
CYPRUS						
CZECH REPUBLIC						
DENMARK			70.00		1,436.97	0.26%
DJIBOUTI						
DOMINICA					12.62	0.00%
DOMINICAN REPUBLIC					2,100.66	0.38%
DPR KOREA						
ECUADOR					9,678.21	1.74%
EGYPT			69.19		1,006.94	0.18%
EL SALVADOR					11,076.27	1.99%
EQUATORIAL GUINEA						
ERITREA					50.00	0.01%
ESTONIA						
ETHIOPIA					117.59	0.02%
FIJI						
FINLAND						
FRANCE			651.10		32,332.53	5.80%
GABON						
GAMBIA					340.00	0.06%
GEORGIA					166.16	0.03%
GERMANY			49.78		45,341.01	8.13%
GHANA					59.41	0.01%
GREECE						
GRENADA					62.00	0.01%
GUATEMALA					10,148.71	1.82%
GUINEA						
GUINEA-BISSAU					162.51	0.03%
GUYANA						
HAITI					94.78	0.02%
HONDURAS			23.00		6,998.10	1.25%
HUNGARY						
ICELAND						
INDIA			10.62		64,224.95	11.51%
INDONESIA					1,010.29	0.18%
IRAN (ISLAMIC REPUBLIC OF)					384.65	0.07%
IRAQ						
IRELAND						
ISRAEL					1,503.80	0.27%
ITALY			16.32		1,652.14	0.30%
JAMAICA			15.00		15.00	0.00%
JAPAN			2,131.39		2,229.49	0.40%

**TOTAL PROCUREMENT OF SERVICES BY AGENCY AND COUNTRY OF PROCUREMENT : 2001**

UNDP FUNDING		(USD Thousand)				
COUNTRY	UNCTAD	UNIDO	UNOPS	WMO	TOTAL (ALL)	%
JORDAN					26.39	0.00%
KAZAKHSTAN					130.70	0.02%
KENYA			128.00	18.00	235.56	0.04%
KIRIBATI						
KUWAIT						
KYRGYZSTAN					66.73	0.01%
LAO P.D.R.						
LATVIA					34.20	0.01%
LEBANON			253.82		433.82	0.08%
LESOTHO						
LIBERIA						
LIBYAN ARAB JAMAHIRIYA				20.75	20.75	0.00%
LIECHTENSTEIN						
LITHUANIA					107.50	0.02%
LUXEMBOURG						
MACEDONIA (TFYR)					93.85	0.02%
MADAGASCAR			4.00		954.57	0.17%
MALAWI					332.40	0.06%
MALAYSIA			36.75		145.13	0.03%
MALDIVES					1.99	0.00%
MALI					692.85	0.12%
MALTA						
MARSHALL ISLANDS						
MAURITANIA						
MAURITIUS	9.00				9.00	0.00%
MEXICO					180.23	0.03%
MICRONESIA (FED. STATES OF)						
MOLDOVA (REPUBLIC OF)					373.38	0.07%
MONACO						
MONGOLIA					91.50	0.02%
MOROCCO					62.36	0.01%
MOZAMBIQUE			1,267.23		3,082.45	0.55%
MYANMAR						
NAMIBIA			68.67		80.75	0.01%
NAURU						
NEPAL	2.60				2,434.34	0.44%
NETHERLANDS			1,210.18		1,955.71	0.35%
NEW ZEALAND			20.99	4.33	25.32	0.00%
NICARAGUA			15.00		15.00	0.00%
NIGER					726.02	0.13%
NIGERIA					7,582.06	1.36%
NORWAY			15.00		50.00	0.01%
OMAN						
PALAU						
PAKISTAN		45.00			1,045.00	0.19%
PANAMA					92,330.75	16.55%
PAPUA NEW GUINEA						
PARAGUAY					2,772.19	0.50%
PERU			3.00		13,451.00	2.41%
PHILIPPINES			16.80		232.59	0.04%
POLAND			7.50		536.77	0.10%
PORTUGAL						
QATAR						
REPUBLIC OF KOREA					60.00	0.01%
ROMANIA					608.15	0.11%
RUSSIAN FEDERATION					3,182.89	0.57%
RWANDA						
SAMOA						
SAN MARINO						
SAO TOME & PRINCIPE					17.98	0.00%
SAUDI ARABIA					97.95	0.02%
SENEGAL					502.08	0.09%
SEYCHELLES						
SIERRA LEONE			12.00		12.00	0.00%
SINGAPORE						
SLOVAKIA				93.81	93.81	0.02%
SLOVENIA						
SOLOMON ISLANDS						
SOMALIA					141.49	0.03%
SOUTH AFRICA			10.44		55.44	0.01%
SPAIN			1,525.68		1,966.26	0.35%
SRI LANKA			2.30		511.39	0.09%
ST KITTS & NEVIS						
ST. LUCIA					34.40	0.01%
ST. VINCENT & THE GRENADINES					63.00	0.01%
SUDAN						
SURINAME					3.80	0.00%
SWAZILAND					53.70	0.01%
SWEDEN			33.02		83.29	0.01%
SWITZERLAND			3.19	46.11	590.07	0.11%
SYRIAN ARAB REPUBLIC						
TAJIKISTAN					255.79	0.05%
THAILAND			10.00		769.98	0.14%
TOGO					195.37	0.04%
TONGA						

## TOTAL PROCUREMENT OF SERVICES BY AGENCY AND COUNTRY OF PROCUREMENT : 2001

UNDP FUNDING		(USD Thousand)				
COUNTRY	UNCTAD	UNIDO	UNOPS	WMO	TOTAL (ALL)	%
TRINIDAD & TOBAGO					48.30	0.01%
TUNISIA					160.84	0.03%
TURKEY					1,137.97	0.20%
TURKMENISTAN					434.27	0.08%
UNITED ARAB EMIRATES				349.92	391.40	0.07%
UGANDA					4.00	0.00%
UKRAINE						
UNITED KINGDOM			626.76		3,860.33	0.69%
UNITED REP. OF TANZANIA			20.51		412.54	0.07%
URUGUAY					1,617.00	0.29%
USA			8,965.04	26.69	32,309.27	5.79%
UZBEKISTAN					205.52	0.04%
VANUATU						
VENEZUELA					869.22	0.16%
VIET NAM			9.80		233.02	0.04%
YEMEN			57.78		57.78	0.01%
YUGOSLAVIA						
ZAMBIA			7.00		7.00	0.00%
ZIMBABWE			42.00		1,535.41	0.28%
<b>SUB-TOTAL</b>	<b>34.90</b>	<b>299.00</b>	<b>17,810.73</b>	<b>559.61</b>	<b>525,296.22</b>	<b>94.17%</b>
UNSPECIFIED COUNTRIES					32,499.50	5.83%
GLOBAL PROJECTS					10.00	0.00%
INTERREGIONAL PROJECTS						
ARAB COUNTRIES						
AFRICAN COUNTRIES						
ASIAN COUNTRIES						
EUROPEAN COUNTRIES						
LATIN AMERICA AND THE CARIBBEAN						
<b>GRAND-TOTAL</b>	<b>34.90</b>	<b>299.00</b>	<b>17,810.73</b>	<b>559.61</b>	<b>557,805.72</b>	<b>100.00%</b>
<b>INDUSTRIALIZED COUNTRIES:</b>			15,478.17	77.13	133,594.97	23.95%
Percentage			86.90%	13.78%	23.95%	
<b>DEVELOPING COUNTRIES/ ECONOMIES IN TRANSITION:</b>	34.90	299.00	2,332.56	482.48	391,701.25	70.22%
Percentage	100.00%	100.00%	13.10%	86.22%	70.22%	70.22%
<b>ARAB STATES</b>			380.79	20.75	2,476.98	0.50%
Percentage			2.14%	3.71%	0.44%	
<b>AFRICAN COUNTRIES</b>	32.30		1,633.54	367.92	19,108.65	3.38%
Percentage	92.55%		9.17%	65.74%	3.43%	
<b>ASIA &amp; PACIFIC</b>	2.60	299.00	86.27		74,880.46	13.42%
Percentage	7.45%	100.00%	0.48%		13.42%	
<b>EUROPE &amp; CIS</b>			129.91	93.81	42,791.04	7.67%
Percentage			0.73%	16.76%	7.67%	
<b>LATIN AMERICA &amp; THE CARIBBEAN</b>			102.05		252,444.12	45.26%
Percentage			0.57%		45.26%	
<b>OTHERS</b>					32,509.50	5.83%
Percentage					5.83%	

NATIONAL EXECUTION: PROCUREMENT OF GOODS AND SERVICES : 2001

ALL UNDP COUNTRY OFFICES				(USD Thousand)	
COUNTRY	GOODS	SERVICES	TOTAL	(% )	
AFGHANISTAN					
ALBANIA	241.01	68.52	309.53	0.06%	
ALGERIA					
ANDORRA					
ANGOLA	94.49		94.49	0.02%	
ANTIGUA & BARBUDA	1.25		1.25	0.00%	
ARGENTINA	4,275.96	451.13	4,727.09	0.90%	
ARMENIA	1,040.34	90.00	1,130.34	0.22%	
AUSTRALIA	360.80	24.63	385.43	0.07%	
AUSTRIA	65.05	9.00	74.05	0.01%	
AZERBAIJAN	661.31	120.43	781.74	0.15%	
BAHAMAS					
BAHRAIN		84.00	84.00	0.02%	
BANGLADESH	810.53	3,078.49	3,889.02	0.74%	
BARBADOS					
BELARUS	181.75	188.57	370.32	0.07%	
BELGIUM	705.76	98.28	804.04	0.15%	
BELIZE					
BENIN	146.14	173.53	319.67	0.06%	
BHUTAN	117.50	96.12	213.62	0.04%	
BOLIVIA	41.32	2,706.41	2,747.72	0.52%	
BOSNIA AND HERZEGOVINA	35.95		35.95	0.01%	
BOTSWANA	70.81	217.23	288.04	0.05%	
BRAZIL	30,442.24	46,059.64	76,501.89	14.60%	
BRUNEI DARUSSALAM					
BULGARIA	862.80	14,864.10	15,726.91	3.00%	
BURKINA FASO	150.28		150.28	0.03%	
BURUNDI	33.96	69.78	103.74	0.02%	
CAMBODIA	305.89	574.77	880.66	0.17%	
CAMEROON					
CANADA	1,072.29	798.52	1,870.81	0.36%	
CAPE VERDE		11.70	11.70	0.00%	
CENTRAL AFRICAN REPUBLIC					
CHAD	23.00	5.00	28.00	0.01%	
CHILE	1,137.65	2,160.80	3,298.45	0.63%	
CHINA	1,435.97		1,435.97	0.27%	
COLOMBIA	8,171.87	49,286.85	57,458.72	10.96%	
COMOROS					
CONGO					
CONGO, DEM. REP.	9.44	34.10	43.53	0.01%	
COSTA RICA	206.23	57.42	263.65	0.05%	
COTE D'IVOIRE		407.11	407.11	0.08%	
CROATIA	4.09		4.09	0.00%	
CUBA	1,019.68	104.57	1,124.25	0.21%	
CYPRUS					
CZECH REPUBLIC					
DENMARK	6,495.92	1,303.55	7,799.47	1.49%	
DJIBOUTI	46.42		46.42	0.01%	
DOMINICA	24.26	12.62	36.88	0.01%	
DOMINICAN REPUBLIC	167.02	2,100.66	2,267.68	0.43%	
DPR KOREA					
ECUADOR	497.23	9,627.21	10,124.44	1.93%	
EGYPT	328.84	937.76	1,266.60	0.24%	
EL SALVADOR	1,919.97	10,162.64	12,082.62	2.31%	
EQUATORIAL GUINEA					
ERITREA		50.00	50.00	0.01%	
ESTONIA					
ETHIOPIA	233.10	114.77	347.86	0.07%	
FIJI					
FINLAND	254.27		254.27	0.05%	
FRANCE	3,800.46	38.01	3,838.47	0.73%	
GABON					
GAMBIA					
GEORGIA	158.92	161.15	320.07	0.06%	
GERMANY	4,124.13	27,792.00	31,916.13	6.09%	
GHANA	176.20	59.41	235.60	0.04%	
GREECE					
GRENADA		62.00	62.00	0.01%	
GUATEMALA	2,558.94	9,363.90	11,922.83	2.27%	
GUINEA	11.14		11.14	0.00%	
GUINEA-BISSAU	98.38	162.51	260.89	0.05%	
GUYANA	174.83		174.83	0.03%	
HAITI	209.70		209.70	0.04%	
HONDURAS	7,222.92	6,870.90	14,093.82	2.69%	
HUNGARY					
ICELAND					
INDIA	6,959.84	4,791.32	11,751.16	2.24%	
INDONESIA	177.67	1,010.29	1,187.96	0.23%	
IRAN (ISLAMIC REPUBLIC OF)	130.07	384.65	514.72	0.10%	
IRAQ	11.10		11.10	0.00%	
IRELAND	33.39		33.39	0.01%	
ISRAEL	185.55	1,503.80	1,689.35	0.32%	
ITALY	1,283.89	330.97	1,614.86	0.31%	
JAMAICA					
JAPAN	5,920.04	80.10	6,000.14	1.14%	

NATIONAL EXECUTION: PROCUREMENT OF GOODS AND SERVICES : 2001

ALL UNDP COUNTRY OFFICES			(USD Thousand)	
COUNTRY	GOODS	SERVICES	TOTAL	(%)
JORDAN				
KAZAKHSTAN	176.93	130.70	307.63	0.06%
KENYA	150.49	89.56	240.04	0.05%
KIRIBATI				
KUWAIT				
KYRGYZSTAN	114.64	66.73	181.37	0.03%
LAO P.D.R.	226.01		226.01	0.04%
LATVIA	42.57	24.20	66.76	0.01%
LEBANON		179.00	179.00	0.03%
LESOTHO				
LIBERIA				
LIBYAN ARAB JAMAHIRIYA				
LIECHTENSTEIN				
LITHUANIA	47.63	107.50	155.13	0.03%
LUXEMBOURG				
MACEDONIA (TFYR)	85.89	93.85	179.74	0.03%
MADAGASCAR	88.03	873.32	961.34	0.18%
MALAWI		332.40	332.40	0.06%
MALAYSIA	230.15	108.38	338.53	0.06%
MALDIVES	94.81	1.99	96.80	0.02%
MALI	1,255.00	692.85	1,947.85	0.37%
MALTA				
MARSHALL ISLANDS				
MAURITANIA				
MAURITIUS				
MEXICO	2,247.94	172.23	2,420.17	0.46%
MICRONESIA (FED. STATES C				
MOLDOVA (REPUBLIC OF)	487.41	373.38	860.78	0.16%
MONACO				
MONGOLIA	113.55	88.68	202.23	0.04%
MOROCCO	220.70	62.36	283.06	0.05%
MOZAMBIQUE	809.34	1,815.22	2,624.55	0.50%
MYANMAR				
NAMIBIA	86.30	12.07	98.37	0.02%
NAURU				
NEPAL	65.64	2,396.74	2,462.38	0.47%
NETHERLANDS	1,456.79	714.32	2,171.11	0.41%
NEW ZEALAND				
NICARAGUA				
NIGER	235.82	726.02	961.84	0.18%
NIGERIA	513.21	5,945.89	6,459.10	1.23%
NORWAY	1,094.10	35.00	1,129.10	0.22%
OMAN				
PALAU				
PAKISTAN	760.00	1,000.00	1,760.00	0.34%
PANAMA	1,319.01	92,330.75	93,649.77	17.87%
PAPUA NEW GUINEA				
PARAGUAY	6,246.65	2,772.19	9,018.84	1.72%
PERU	798.37	13,448.00	14,246.37	2.72%
PHILIPPINES	54.68	215.79	270.47	0.05%
POLAND	15.32	529.27	544.59	0.10%
PORTUGAL	13.65		13.65	0.00%
QATAR				
REPUBLIC OF KOREA	102.72	60.00	162.72	0.03%
ROMANIA	44.76	608.15	652.91	0.12%
RUSSIAN FEDERATION	154.11	3,182.89	3,337.00	0.64%
RWANDA	350.27		350.27	0.07%
SAMOA				
SAN MARINO				
SAO TOME & PRINCIPE				
SAUDI ARABIA	112.63	97.95	210.58	0.04%
SENEGAL	107.49	502.08	609.56	0.12%
SEYCHELLES				
SIERRA LEONE				
SINGAPORE	39.72		39.72	0.01%
SLOVAKIA	33.41		33.41	0.01%
SLOVENIA				
SOLOMON ISLANDS				
SOMALIA				
SOUTH AFRICA	1.24		1.24	0.00%
SPAIN	1,409.14	406.58	1,815.73	0.35%
SRI LANKA	677.42	470.10	1,147.52	0.22%
ST KITTS & NEVIS	3.54		3.54	0.00%
ST. LUCIA	5.53	34.40	39.94	0.01%
ST. VINCENT & THE GRENAD		63.00	63.00	0.01%
SUDAN				
SURINAME	2.94	3.80	6.74	0.00%
SWAZILAND	28.94	53.70	82.64	0.02%
SWEDEN	61.23	50.28	111.51	0.02%
SWITZERLAND	2,064.24		2,064.24	0.39%
SYRIAN ARAB REPUBLIC				
TAJIKISTAN	64.83	255.79	320.62	0.06%
THAILAND	30.96	757.84	788.79	0.15%
TOGO	52.55	195.37	247.92	0.05%
TONGA				

NATIONAL EXECUTION: PROCUREMENT OF GOODS AND SERVICES : 2001

ALL UNDP COUNTRY OFFICES			(USD Thousand)	
COUNTRY	GOODS	SERVICES	TOTAL	(%)
TRINIDAD & TOBAGO		48.30	48.30	0.01%
TUNISIA	184.01	160.84	344.85	0.07%
TURKEY	236.56	1,051.97	1,288.53	0.25%
TURKMENISTAN	81.69	434.27	515.96	0.10%
UNITED ARAB EMIRATES	2.46	41.49	43.95	0.01%
UGANDA		4.00	4.00	0.00%
UKRAINE	857.98		857.98	0.16%
UNITED KINGDOM	3,711.30	2,550.83	6,262.13	1.19%
UNITED REP. OF TANZANIA	117.97	392.04	510.01	0.10%
URUGUAY	137.50	1,617.00	1,754.50	0.33%
USA	42,671.45	8,264.16	50,935.61	9.72%
UZBEKISTAN	277.16	205.52	482.68	0.09%
VANUATU				
VENEZUELA	4,737.34	799.55	5,536.89	1.06%
VIET NAM	311.99	223.22	535.20	0.10%
YEMEN	2.77		2.77	0.00%
YUGOSLAVIA				
ZAMBIA				
ZIMBABWE	713.50	1,475.76	2,189.26	0.42%
<b>SUB-TOTAL</b>	<b>175,371.47</b>	<b>348,110.13</b>	<b>523,481.60</b>	<b>99.89%</b>
UNSPECIFIED COUNTRIES	601.52		601.52	0.11%
GLOBAL PROJECTS				
INTERREGIONAL PROJECTS				
ARAB COUNTRIES				
AFRICAN COUNTRIES				
ASIAN COUNTRIES				
EUROPEAN COUNTRIES				
LATIN AMERICA AND THE CA				
<b>GRAND-TOTAL</b>	<b>175,972.99</b>	<b>348,110.13</b>	<b>524,083.12</b>	<b>100.00%</b>
<b>INDUSTRIALIZED COUNTRIES</b>	<b>76,937.56</b>	<b>47,182.91</b>	<b>124,120.47</b>	
Percentage	43.72%	13.55%	23.68%	
<b>DEVELOPING COUNTRIES/ ECONOMIES IN TRANSITION</b>	<b>98,433.91</b>	<b>300,927.22</b>	<b>399,361.13</b>	
Percentage	55.94%	86.45%	76.20%	
<b>ARAB STATES</b>	<b>1,894.50</b>	<b>1,906.56</b>	<b>3,801.06</b>	
Percentage	1.08%	0.55%	0.73%	
<b>AFRICA</b>	<b>5,559.54</b>	<b>14,452.87</b>	<b>20,012.41</b>	
Percentage	3.16%	4.15%	3.82%	
<b>ASIA &amp; PACIFIC</b>	<b>12,515.04</b>	<b>14,873.72</b>	<b>27,388.76</b>	
Percentage	7.11%	4.27%	5.23%	
<b>EUROPE &amp; CIS</b>	<b>4,894.95</b>	<b>19,378.11</b>	<b>24,273.05</b>	
Percentage	2.78%	5.57%	4.63%	
<b>LATIN AMERICA &amp; THE CARIB</b>	<b>73,569.88</b>	<b>250,315.97</b>	<b>323,885.85</b>	
Percentage	41.81%	71.91%	61.80%	
<b>OTHERS</b>	<b>601.52</b>		<b>601.52</b>	
Percentage	0.34%		0.11%	

**NATIONAL EXECUTION: Cost of Goods and Services ordered by Country Office: 2001**

ALL UNDP COUNTRY OFFICES			(USD Thousand)	
COUNTRY	GOODS	SERVICES	TOTAL	(%)
AFGHANISTAN				
ALBANIA	241.01	68.52	309.53	0.06%
ALGERIA	42.55	98.28	140.83	0.03%
ANDORRA				
ANGOLA	94.49		94.49	0.02%
ANTIGUA & BARBUDA				
ARGENTINA	2,003.34	4,379.79	6,383.12	1.22%
ARMENIA	1,040.34	65.20	1,105.54	0.21%
AUSTRALIA				
AUSTRIA				
AZERBAIJAN	661.31	81.66	742.97	0.14%
BAHAMAS				
BAHRAIN		84.00	84.00	0.02%
BANGLADESH	1,934.78	3,504.46	5,439.25	1.04%
BARBADOS	39.52	172.03	211.54	0.04%
BELARUS	227.71	188.57	416.27	0.08%
BELGIUM				
BELIZE				
BENIN	146.14	173.53	319.67	0.06%
BHUTAN	183.50	131.82	315.31	0.06%
BOLIVIA	4,191.77	2,824.87	7,016.63	1.34%
BOSNIA AND HERZEGOVINA	40.04		40.04	0.01%
BOTSWANA	70.81	217.23	288.04	0.05%
BRAZIL	48,863.50	49,185.56	98,049.06	18.71%
BRUNEI DARUSSALAM				
BULGARIA	862.80	14,876.00	15,738.81	3.00%
BURKINA FASO	150.28		150.28	0.03%
BURUNDI	33.96	69.78	103.74	0.02%
CAMBODIA	305.89	574.77	880.66	0.17%
CAMEROON				
CANADA				
CAPE VERDE				
CENTRAL AFRICAN REPUBLIC				
CHAD	23.00	5.00	28.00	0.01%
CHILE	12,680.89	1,328.36	14,009.25	2.67%
CHINA	19,837.25		19,837.25	3.79%
COLOMBIA	9,867.34	49,851.00	59,718.33	11.39%
COMOROS				
CONGO				
CONGO, DEM. REP.	9.44	34.10	43.53	0.01%
COSTA RICA				
COTE D'IVOIRE	337.61	524.36	861.97	0.16%
CROATIA				
CUBA	2,927.63	352.26	3,279.89	0.63%
CYPRUS				
CZECH REPUBLIC				
DENMARK				
DJIBOUTI				
DOMINICA				
DOMINICAN REPUBLIC	229.47	3,776.02	4,005.48	0.76%
DPR KOREA				
ECUADOR	4,433.05	9,663.36	14,096.40	2.69%
EGYPT	1,975.22	937.76	2,912.98	0.56%
EL SALVADOR	1,919.97	11,474.03	13,394.01	2.56%
EQUATORIAL GUINEA				
ERITREA	23.25	50.00	73.25	0.01%
ESTONIA				
ETHIOPIA	3,812.22	415.77	4,227.99	0.81%
FIJI				
FINLAND				
FRANCE				
GABON				
GAMBIA				
GEORGIA	166.30	198.72	365.02	0.07%
GERMANY				
GHANA	2,208.69	39.41	2,248.10	0.43%
GREECE				
GRENADA				
GUATEMALA	2,558.94	9,363.90	11,922.83	2.27%
GUINEA	172.46	80.90	253.36	0.05%
GUINEA-BISSAU	178.06	192.59	370.65	0.07%
GUYANA	174.83		174.83	0.03%
HAITI	209.70		209.70	0.04%
HONDURAS	7,251.84	7,079.83	14,331.66	2.73%
HUNGARY				
ICELAND				
INDIA	6,798.08	4,791.32	11,589.40	2.21%
INDONESIA	177.67	1,010.29	1,187.96	0.23%
IRAN (ISLAMIC REPUBLIC OF)	234.41	347.69	582.11	0.11%
IRAQ	11.10		11.10	0.00%
IRELAND				
ISRAEL				
ITALY				
JAMAICA				
JAPAN				



**NATIONAL EXECUTION: Cost of Goods and Services ordered by Country Office: 2001**

ALL UNDP COUNTRY OFFICES			(USD Thousand)	
COUNTRY	GOODS	SERVICES	TOTAL	(%)
JORDAN				
KAZAKHSTAN	165.58	130.70	296.28	0.06%
KENYA	150.49		150.49	0.03%
KIRIBATI				
KUWAIT				
KYRGYZSTAN	114.64	63.87	178.51	0.03%
LAO P.D.R.	226.01		226.01	0.04%
LATVIA	24.20	24.20	48.39	0.01%
LEBANON		135.00	135.00	0.03%
LESOTHO				
LIBERIA				
LIBYAN ARAB JAMAHIRIYA				
LIECHTENSTEIN				
LITHUANIA	47.63	107.50	155.13	0.03%
LUXEMBOURG				
MACEDONIA (TFYR)	85.89	93.85	179.74	0.03%
MADAGASCAR	162.55	1,047.96	1,210.50	0.23%
MALAWI		443.00	443.00	0.08%
MALAYSIA	152.72	108.38	261.10	0.05%
MALDIVES	241.32	27.79	269.11	0.05%
MALI	1,255.00	692.85	1,947.85	0.37%
MALTA				
MARSHALL ISLANDS				
MAURITANIA				
MAURITIUS				
MEXICO				
MICRONESIA (FED. STATES C				
MOLDOVA (REPUBLIC OF)	488.61	373.38	861.98	0.16%
MONACO				
MONGOLIA	129.93	142.05	271.98	0.05%
MOROCCO	220.70	76.70	297.40	0.06%
MOZAMBIQUE	810.58	1,815.22	2,625.79	0.50%
MYANMAR				
NAMIBIA	86.30	12.07	98.37	0.02%
NAURU				
NEPAL	324.39	2,396.74	2,721.13	0.52%
NETHERLANDS				
NEW ZEALAND				
NICARAGUA				
NIGER	243.13	899.73	1,142.87	0.22%
NIGERIA	513.21	5,945.89	6,459.10	1.23%
NORWAY				
OMAN				
PALAU				
PAKISTAN	760.00	1,000.00	1,760.00	0.34%
PANAMA	1,301.41	121,914.17	123,215.59	23.51%
PAPUA NEW GUINEA				
PARAGUAY	8,404.16	2,772.19	11,176.35	2.13%
PERU	4,896.69	13,448.00	18,344.69	3.50%
PHILIPPINES	54.68	215.79	270.47	0.05%
POLAND	21.00	510.89	531.89	0.10%
PORTUGAL				
QATAR				
REPUBLIC OF KOREA	9.66		9.66	0.00%
ROMANIA	43.56	608.15	651.71	0.12%
RUSSIAN FEDERATION	132.04	3,211.80	3,343.84	0.64%
RWANDA	350.27		350.27	0.07%
SAMOA				
SAN MARINO				
SAO TOME & PRINCIPE	13.65		13.65	0.00%
SAUDI ARABIA	112.63	141.95	254.58	0.05%
SENEGAL	107.49	399.62	507.11	0.10%
SEYCHELLES				
SIERRA LEONE				
SINGAPORE				
SLOVAKIA				
SLOVENIA				
SOLOMON ISLANDS				
SOMALIA				
SOUTH AFRICA				
SPAIN				
SRI LANKA	721.67	470.10	1,191.76	0.23%
ST. KITTS & NEVIS				
ST. LUCIA				
ST. VINCENT & THE GRENAD				
SUDAN				
SURINAME				
SWAZILAND	28.94	53.70	82.64	0.02%
SWEDEN				
SWITZERLAND				
SYRIAN ARAB REPUBLIC				
TAJIKISTAN	64.83	258.65	323.48	0.06%
THAILAND	25.96	722.26	748.22	0.14%
TOGO	70.20	278.70	348.90	0.07%
TONGA				

**NATIONAL EXECUTION: Cost of Goods and Services ordered by Country Office: 2001**

ALL UNDP COUNTRY OFFICES			(USD Thousand)	
COUNTRY	GOODS	SERVICES	TOTAL	(%)
TRINIDAD & TOBAGO	2.94	74.29	77.23	0.01%
TUNISIA	184.01	160.84	344.85	0.07%
TURKEY	236.56	1,051.97	1,288.53	0.25%
TURKMENISTAN	81.69	538.72	620.40	0.12%
UNITED ARAB EMIRATES				
UGANDA				
UKRAINE	1,098.22	28.80	1,127.02	0.22%
UNITED KINGDOM				
UNITED REP. OF TANZANIA	373.08	516.06	889.14	0.17%
URUGUAY	785.90	2,355.00	3,140.90	0.60%
USA				
UZBEKISTAN	580.87	417.36	998.23	0.19%
VANUATU				
VENEZUELA	5,084.00	821.38	5,905.38	1.13%
VIET NAM	4,915.63	1,914.41	6,830.04	1.30%
YEMEN	2.77		2.77	0.00%
YUGOSLAVIA				
ZAMBIA				
ZIMBABWE	713.50	1,475.76	2,189.26	0.42%
<b>SUB-TOTAL</b>	<b>175,972.99</b>	<b>348,110.13</b>	<b>524,083.12</b>	<b>100.00%</b>
UNSPECIFIED COUNTRIES				
GLOBAL PROJECTS				
INTERREGIONAL PROJECTS				
ARAB COUNTRIES				
AFRICAN COUNTRIES				
ASIAN COUNTRIES				
EUROPEAN COUNTRIES				
LATIN AMERICA AND THE CA				
<b>GRAND-TOTAL</b>	<b>175,972.99</b>	<b>348,110.13</b>	<b>524,083.12</b>	<b>100.00%</b>
<b>INDUSTRIALIZED COUNTRIES</b>	132.04	3,211.80	3,343.84	
Percentage	0.08%	0.92%	0.64%	
<b>DEVELOPING COUNTRIES/ ECONOMIES IN TRANSITION</b>	175,840.95	344,898.33	520,739.28	
Percentage	99.92%	99.08%	99.36%	
<b>ARAB STATES</b>	3,881.60	2,011.02	5,892.62	
Percentage	2.21%	0.58%	1.12%	
<b>AFRICA</b>	12,138.78	15,383.21	27,521.99	
Percentage	6.90%	4.42%	5.25%	
<b>ASIA &amp; PACIFIC</b>	36,799.14	17,010.18	53,809.31	
Percentage	20.91%	4.89%	10.27%	
<b>EUROPE &amp; CIS</b>	5,194.53	19,657.92	24,852.45	
Percentage	2.95%	5.65%	4.74%	
<b>LATIN AMERICA &amp; THE CARIB</b>	117,826.89	290,836.01	408,662.90	
Percentage	66.96%	83.55%	77.98%	
<b>OTHERS</b>				
Percentage				

**DIRECT EXECUTION: PROCUREMENT OF GOODS AND SERVICES : 2001**

ALL UNDP COUNTRY OFFICES				(USD Thousand)	
COUNTRY	GOODS	SERVICES	TOTAL	(%)	
AFGHANISTAN					
ALBANIA	521.98	65.65	587.64	0.26%	
ALGERIA					
ANDORRA					
ANGOLA					
ANTIGUA & BARBUDA					
ARGENTINA					
ARMENIA					
AUSTRALIA	82.37	3,742.53	3,824.90	1.70%	
AUSTRIA	112.53		112.53	0.05%	
AZERBAIJAN					
BAHAMAS					
BAHRAIN					
BANGLADESH	3.54	116.91	120.44	0.05%	
BARBADOS					
BELARUS		24.26	24.26	0.01%	
BELGIUM		6.47	6.47	0.00%	
BELIZE					
BENIN					
BHUTAN					
BOLIVIA					
BOSNIA AND HERZEGOVINA	1,148.50	22,998.28	24,146.78	10.76%	
BOTSWANA					
BRAZIL					
BRUNEI DARUSSALAM					
BULGARIA					
BURKINA FASO					
BURUNDI					
CAMBODIA					
CAMEROON					
CANADA	226.04	116.52	342.56	0.15%	
CAPE VERDE					
CENTRAL AFRICAN REPUBLIC					
CHAD		98.52	98.52	0.04%	
CHILE					
CHINA					
COLOMBIA					
COMOROS					
CONGO		308.64	308.64	0.14%	
CONGO, DEM. REP.					
COSTA RICA					
COTE D'IVOIRE					
CROATIA					
CUBA					
CYPRUS					
CZECH REPUBLIC					
DENMARK	23,306.56	63.42	23,369.98	10.42%	
DJIBOUTI					
DOMINICA					
DOMINICAN REPUBLIC					
DPR KOREA					
ECUADOR		32.00	32.00	0.01%	
EGYPT					
EL SALVADOR	37.88	913.63	951.51	0.42%	
EQUATORIAL GUINEA					
ERITREA	7,000.00		7,000.00	3.12%	
ESTONIA					
ETHIOPIA	10.43	2.82	13.25	0.01%	
FIJI					
FINLAND					
FRANCE	630.81	31,643.42	32,274.23	14.38%	
GABON					
GAMBIA					
GEORGIA	40.08	5.02	45.10	0.02%	
GERMANY	2.07	17,499.23	17,501.30	7.80%	
GHANA					
GREECE					
GRENADA					
GUATEMALA	12.30	784.82	797.11	0.36%	
GUINEA					
GUINEA-BISSAU					
GUYANA					
HAITI	44.21	94.78	138.99	0.06%	
HONDURAS		104.21	104.21	0.05%	
HUNGARY					
ICELAND					
INDIA	396.91	59,423.01	59,819.92	26.66%	
INDONESIA	19.23		19.23	0.01%	
IRAN (ISLAMIC REPUBLIC OF)	637.79		637.79	0.28%	
IRAQ					
IRELAND					
ISRAEL	758.00		758.00	0.34%	
ITALY	1,500.00	1,304.84	2,804.84	1.25%	
JAMAICA					
JAPAN	1,000.00	18.00	1,018.00	0.45%	

DIRECT EXECUTION: PROCUREMENT OF GOODS AND SERVICES : 2001

ALL UNDP COUNTRY OFFICES		(USD Thousand)		
COUNTRY	GOODS	SERVICES	TOTAL	(%)
JORDAN	1,166.08	26.39	1,192.47	0.53%
KAZAKHSTAN				
KENYA				
KIRIBATI				
KUWAIT				
KYRGYZSTAN				
LAO P.D.R.				
LATVIA				
LEBANON				
LESOTHO				
LIBERIA				
LIBYAN ARAB JAMAHIRIYA				
LIECHTENSTEIN				
LITHUANIA				
LUXEMBOURG				
MACEDONIA (TFYR)	36.04		36.04	0.02%
MADAGASCAR	72.41	77.25	149.66	0.07%
MALAWI				
MALAYSIA	23.58		23.58	0.01%
MALDIVES				
MALI				
MALTA				
MARSHALL ISLANDS				
MAURITANIA				
MAURITIUS				
MEXICO				
MICRONESIA (FED. STATES C				
MOLDOVA (REPUBLIC OF)				
MONACO				
MONGOLIA		2.82	2.82	0.00%
MOROCCO				
MOZAMBIQUE				
MYANMAR				
NAMIBIA	35.20		35.20	0.02%
NAURU				
NEPAL				
NETHERLANDS	200.36	31.21	231.57	0.10%
NEW ZEALAND				
NICARAGUA				
NIGER	119.62		119.62	0.05%
NIGERIA	160.00	1,636.17	1,796.17	0.80%
NORWAY				
OMAN				
PALAU				
PAKISTAN	751.07		751.07	0.33%
PANAMA				
PAPUA NEW GUINEA				
PARAGUAY				
PERU	132.05		132.05	0.06%
PHILIPPINES				
POLAND				
PORTUGAL	30.06		30.06	0.01%
QATAR				
REPUBLIC OF KOREA				
ROMANIA				
RUSSIAN FEDERATION				
RWANDA	86.86		86.86	0.04%
SAMOA				
SAN MARINO				
SAO TOME & PRINCIPE		17.98	17.98	0.01%
SAUDI ARABIA	6,629.88		6,629.88	2.95%
SENEGAL				
SEYCHELLES				
SIERRA LEONE				
SINGAPORE	62.37		62.37	0.03%
SLOVAKIA				
SLOVENIA				
SOLOMON ISLANDS				
SOMALIA	4.14	101.49	105.64	0.05%
SOUTH AFRICA	5.16	45.00	50.16	0.02%
SPAIN		34.00	34.00	0.02%
SRI LANKA	3.84	32.99	36.83	0.02%
ST KITTS & NEVIS				
ST. LUCIA				
ST. VINCENT & THE GRENAD				
SUDAN				
SURINAME				
SWAZILAND				
SWEDEN	246.78		246.78	0.11%
SWITZERLAND	50.61	540.77	591.38	0.26%
SYRIAN ARAB REPUBLIC				
TAJIKISTAN				
THAILAND				
TOGO				
TONGA				

**DIRECT EXECUTION: PROCUREMENT OF GOODS AND SERVICES : 2001**

ALL UNDP COUNTRY OFFICES		(USD Thousand)		
COUNTRY	GOODS	SERVICES	TOTAL	(%)
TRINIDAD & TOBAGO				
TUNISIA				
TURKEY	19.64	86.00	105.64	0.05%
TURKMENISTAN				
UNITED ARAB EMIRATES	314.17		314.17	0.14%
UGANDA				
UKRAINE				
UNITED KINGDOM	138.86	643.59	782.45	0.35%
UNITED REP. OF TANZANIA				
URUGUAY				
USA	92.64	52.38	145.02	0.06%
UZBEKISTAN				
VANUATU				
VENEZUELA	17.71	69.67	87.39	0.04%
VIET NAM				
YEMEN				
YUGOSLAVIA				
ZAMBIA				
ZIMBABWE	37.26	17.65	54.91	0.02%
<b>SUB-TOTAL</b>	<b>47,927.64</b>	<b>142,782.32</b>	<b>190,709.96</b>	<b>84.99%</b>
UNSPECIFIED COUNTRIES	1,174.49	32,499.50	33,673.98	15.01%
GLOBAL PROJECTS				
INTERREGIONAL PROJECTS				
ARAB COUNTRIES				
AFRICAN COUNTRIES				
ASIAN COUNTRIES				
EUROPEAN COUNTRIES				
LATIN AMERICA AND THE CA				
<b>GRAND-TOTAL</b>	<b>49,102.13</b>	<b>175,281.82</b>	<b>224,383.95</b>	<b>100.00%</b>
<b>INDUSTRIALIZED COUNTRIES</b>	<b>28,377.69</b>	<b>55,696.38</b>	<b>84,074.07</b>	
Percentage	57.79%	31.78%	37.47%	
<b>DEVELOPING COUNTRIES/ ECONOMIES IN TRANSITION</b>	<b>19,549.95</b>	<b>87,085.94</b>	<b>106,635.90</b>	
Percentage	39.81%	49.68%	47.52%	
<b>ARAB STATES</b>	<b>8,437.90</b>	<b>127.88</b>	<b>8,565.78</b>	
Percentage	17.18%	0.07%	3.82%	
<b>AFRICA</b>	<b>7,841.11</b>	<b>2,204.03</b>	<b>10,045.13</b>	
Percentage	15.97%	1.26%	4.48%	
<b>ASIA &amp; PACIFIC</b>	<b>1,260.54</b>	<b>59,575.72</b>	<b>60,836.26</b>	
Percentage	2.57%	33.99%	27.11%	
<b>EUROPE &amp; CIS</b>	<b>1,766.25</b>	<b>23,179.21</b>	<b>24,945.46</b>	
Percentage	3.60%	13.22%	11.12%	
<b>LATIN AMERICA &amp; THE CARIB</b>	<b>244.15</b>	<b>1,999.11</b>	<b>2,243.26</b>	
Percentage	0.50%	1.14%	1.00%	
<b>OTHERS</b>	<b>1,174.49</b>	<b>32,499.50</b>	<b>33,673.98</b>	
Percentage	2.39%	18.54%	15.01%	

**DIRECT EXECUTION: Cost of Goods and Services ordered by Country Office: 2001**

ALL UNDP COUNTRY OFFICES		(USD Thousand)			
COUNTRY	GOODS	SERVICES	TOTAL	(%)	
AFGHANISTAN					
ALBANIA	521.98	65.65	587.64	0.26%	
ALGERIA					
ANDORRA					
ANGOLA					
ANTIGUA & BARBUDA					
ARGENTINA					
ARMENIA					
AUSTRALIA					
AUSTRIA					
AZERBAIJAN					
BAHAMAS					
BAHRAIN					
BANGLADESH	27.12	116.91	144.02	0.06%	
BARBADOS					
BELARUS					
BELGIUM					
BELIZE					
BENIN					
BHUTAN					
BOLIVIA					
BOSNIA AND HERZEGOVINA	1,148.50	1,823.50	2,972.00	1.32%	
BOTSWANA					
BRAZIL					
BRUNEI DARUSSALAM					
BULGARIA					
BURKINA FASO					
BURUNDI					
CAMBODIA					
CAMEROON					
CANADA					
CAPE VERDE					
CENTRAL AFRICAN REPUBLIC					
CHAD	490.05	98.52	588.57	0.26%	
CHILE					
CHINA					
COLOMBIA					
COMOROS					
CONGO		154.32	154.32	0.07%	
CONGO, DEM. REP.		154.32	154.32	0.07%	
COSTA RICA					
COTE D'IVOIRE					
CROATIA					
CUBA					
CYPRUS					
CZECH REPUBLIC					
DENMARK					
DJIBOUTI					
DOMINICA					
DOMINICAN REPUBLIC					
DPR KOREA					
ECUADOR		32.00	32.00	0.01%	
EGYPT					
EL SALVADOR	37.88	2,225.49	2,263.37	1.01%	
EQUATORIAL GUINEA					
ERITREA	10,250.00	45.00	10,295.00	4.59%	
ESTONIA					
ETHIOPIA	10.43	2.82	13.25	0.01%	
FIJI					
FINLAND					
FRANCE					
GABON					
GAMBIA					
GEORGIA	186.68	62.34	249.02	0.11%	
GERMANY					
GHANA					
GREECE					
GRENADA					
GUATEMALA	12.30	784.82	797.11	0.36%	
GUINEA					
GUINEA-BISSAU					
GUYANA					
HAITI	119.97	94.78	214.75	0.10%	
HONDURAS		104.21	104.21	0.05%	
HUNGARY					
ICELAND					
INDIA	160.95	2,098.24	2,259.19	1.01%	
INDONESIA	19.23		19.23	0.01%	
IRAN (ISLAMIC REPUBLIC OF)	637.79	11.87	649.66	0.29%	
IRAQ					
IRELAND					
ISRAEL					
ITALY					
JAMAICA					
JAPAN					

**DIRECT EXECUTION: Cost of Goods and Services ordered by Country Office: 2001**

ALL UNDP COUNTRY OFFICES		(USD Thousand)			
COUNTRY	GOODS	SERVICES	TOTAL	(%)	
JORDAN					
KAZAKHSTAN					
KENYA					
KIRIBATI					
KUWAIT					
KYRGYZSTAN					
LAO P.D.R.					
LATVIA					
LEBANON					
LESOTHO					
LIBERIA					
LIBYAN ARAB JAMAHIRIYA					
LIECHTENSTEIN					
LITHUANIA					
LUXEMBOURG					
MACEDONIA (TFYR)	36.04		36.04	0.02%	
MADAGASCAR	112.91	77.25	190.17	0.08%	
MALAWI					
MALAYSIA					
MALDIVES					
MALI					
MALTA					
MARSHALL ISLANDS					
MAURITANIA					
MAURITIUS					
MEXICO					
MICRONESIA (FED. STATES OF)					
MOLDOVA (REPUBLIC OF)					
MONACO					
MONGOLIA		2.82	2.82	0.00%	
MOROCCO					
MOZAMBIQUE					
MYANMAR					
NAMIBIA					
NAURU					
NEPAL					
NETHERLANDS					
NEW ZEALAND					
NICARAGUA					
NIGER	119.62		119.62	0.05%	
NIGERIA	202.00	1,636.17	1,838.17	0.82%	
NORWAY					
OMAN					
PALAU					
PAKISTAN	1.07		1.07	0.00%	
PANAMA					
PAPUA NEW GUINEA					
PARAGUAY					
PERU	132.05		132.05	0.06%	
PHILIPPINES					
POLAND					
PORTUGAL					
QATAR					
REPUBLIC OF KOREA					
ROMANIA					
RUSSIAN FEDERATION					
RWANDA	86.86		86.86	0.04%	
SAMOA					
SAN MARINO					
SAO TOME & PRINCIPE	52.44	17.98	70.41	0.03%	
SAUDI ARABIA					
SENEGAL					
SEYCHELLES					
SIERRA LEONE					
SINGAPORE					
SLOVAKIA					
SLOVENIA					
SOLOMON ISLANDS					
SOMALIA	339.89	339.66	679.56	0.30%	
SOUTH AFRICA					
SPAIN					
SRI LANKA	3.84	32.99	36.83	0.02%	
ST KITTS & NEVIS					
ST. LUCIA					
ST. VINCENT & THE GRENADINES					
SUDAN					
SURINAME					
SWAZILAND					
SWEDEN					
SWITZERLAND					
SYRIAN ARAB REPUBLIC					
TAJIKISTAN					
THAILAND					
TOGO					
TONGA					

**DIRECT EXECUTION: Cost of Goods and Services ordered by Country Office: 2001**

ALL UNDP COUNTRY OFFICES		(USD Thousand)			
COUNTRY	GOODS	SERVICES	TOTAL	(%)	
TRINIDAD & TOBAGO					
TUNISIA					
TURKEY					
TURKMENISTAN					
UNITED ARAB EMIRATES					
UGANDA					
UKRAINE		86.00	86.00	0.04%	
UNITED KINGDOM					
UNITED REP. OF TANZANIA					
URUGUAY					
USA					
UZBEKISTAN					
VANUATU					
VENEZUELA	17.71	69.67	87.39	0.04%	
VIET NAM					
YEMEN					
YUGOSLAVIA					
ZAMBIA					
ZIMBABWE	37.26	17.65	54.91	0.02%	
<b>SUB-TOTAL</b>	<b>14,764.58</b>	<b>10,154.96</b>	<b>24,919.54</b>	<b>11.11%</b>	
UNSPECIFIED COUNTRIES	1,804.26	32,739.78	34,544.03	15.40%	
GLOBAL PROJECTS					
INTERREGIONAL PROJECTS					
ARAB COUNTRIES (ENRP-Jordan)	32,533.29	132,387.08	164,920.37	73.50%	
AFRICAN COUNTRIES					
ASIAN COUNTRIES					
EUROPEAN COUNTRIES					
LATIN AMERICA AND THE CARIBBEAN					
<b>GRAND-TOTAL</b>	<b>49,102.13</b>	<b>175,281.82</b>	<b>224,383.95</b>	<b>100.00%</b>	
<b>INDUSTRIALIZED COUNTRIES:</b>					
Percentage					
<b>DEVELOPING COUNTRIES/ ECONOMIES IN TRANSITION</b>	<b>47,297.87</b>	<b>142,542.04</b>	<b>189,839.91</b>		
Percentage	96.33%	81.32%	84.60%		
<b>ARAB STATES</b>	<b>33,510.97</b>	<b>132,824.62</b>	<b>166,335.59</b>		
Percentage	68.25%	75.78%	74.13%		
<b>AFRICA</b>	<b>11,361.56</b>	<b>2,204.03</b>	<b>13,565.59</b>		
Percentage	23.14%	1.26%	6.05%		
<b>ASIA &amp; PACIFIC</b>	<b>212.21</b>	<b>2,250.95</b>	<b>2,463.15</b>		
Percentage	0.43%	1.28%	1.10%		
<b>EUROPE &amp; CIS</b>	<b>1,893.21</b>	<b>1,951.49</b>	<b>3,844.70</b>		
Percentage	3.86%	1.11%	1.71%		
<b>LATIN AMERICA &amp; THE CARIBBEAN</b>	<b>319.92</b>	<b>3,310.96</b>	<b>3,630.88</b>		
Percentage	0.65%	1.89%	1.62%		
<b>OTHERS</b>	<b>1,804.26</b>	<b>32,739.78</b>	<b>34,544.03</b>		
Percentage	3.67%	18.68%	15.40%		



**NATIONAL EXECUTION: Major equipment ordered during 2001**  
**(Individual Orders of USD 30,000 or more)**

Country of Procurement	Name of supplier	Description of goods (equipment)	Cost of order US dollars (1)
<b>Angola</b>	Sol Dourado	Vehicle	36,000.00
<b>Argentina</b>	Safico S.a.	Cotton's Seed	1,873,339.68
	Ciagro S.r.l.	Cotton's Seed	444,731.00
	Boehringer Ingelheim International Gmbh Argenti	Pharmaceuticals	180,000.00
	Boehringer Ingelheim International Gmbh Argenti	Pharmaceuticals	174,000.00
	Boehringer Ingelheim International Gmbh Argenti	Pharmaceuticals	150,000.00
	Telecomunicaciones Y Sistemas S.a.	Connectivity Equipment	88,955.00
	Costos Y Organización Informatica	Computers	69,600.00
	Hewlett Packard Argentina	Computers	60,300.00
	Ingram Micro Argentina	Computers	47,840.00
	Hewlett Packard Argentina	Computers	46,900.00
	Oracle Argentina	Software	45,068.00
	Thebas S.a.	Software	42,799.00
	Sonda Argentina	Computers	41,520.00
	Paradigm Geophysical	Software	39,500.00
	Febicom S.a.	Hard Drives	38,610.00
	Greysand	Computers And Accessories	34,206.00
	Ics Comercial	Computers And Accessories	30,688.00
	Olivetti Argentina	Computers And Accessories	30,579.00
<b>Armenia</b>	Samvel Torosyan	Potato type Marfona, Cosmos, Impala	100,036.00
	"Sermnabyuts" Ltd.	Potato type Impala, Ausonia, Marfona, Cosmos	96,365.00
	Vahram Galoyan	Potato type Impala, Cosmos	76,365.00
	"Sortsermbanjar"	Potato type Cosmos	50,519.00
	"Lusabats Hratarakhchutyun" Ltd	Printing necessary materials for Census	38,255.00
<b>Australia</b>	Mine Lab Electronics PTY Limited	Mine Detectors	39,335.00
<b>Austria</b>	Oracle	Oracle 81e	61,775.00
	Grohmann Ges.m.b.h., Austria	Medical equipment "Universal HPLC system"	48,036.80
<b>Azerbaijan</b>	Sinam-Invest	Special Data Network Equipment for Customs	233,800.00
	Aztech	PCs, printers, faxes...	48,641.00
	Office systems	Furniture	31,353.00
<b>Bangladesh</b>	Leads Corporation	84 Desktop Computers, 5 Network Laser Printers, 1 Ups 5000va, 4 Ups 3000va, 85 Ups 650va, 7 Lan Servers, 10 Network Switch, Network Equipment And Softwares, And 10 Room Airconditioners.	342,000.00
	Centre for Advantage Computer	59 Computers (Cpu & Monitor), 59 Ups, 5 Network	147,682.00
<b>Belgium</b>	Bdc International	Pumping Station And Equipment For The Water Station	598,167.00
	Bdc International	Equipment For Monitoring Lab	35,850.00
	Bdc International	Equipment For Monitoring Lab	71,746.00
<b>Bolivia</b>	Empresa Hansa Ltda	Medical Equipment	954,373.99
	Empresa Sisteco Store	Computer Equipment	460,206.95
	Empresa Gedesa	Medical Equipment	319,838.00
	Empresa Cosin	Medical Equipment	286,574.77
	Empresa Importadora Fernando	Medical Equipment	264,278.75
	Empresa Artes Electrónicas	Communication Equipment	218,186.50
	Empresa Biotecnol Ltda	Medical Equipment	209,568.00
	Empresa Digital Comunicaciones	Communication Equipment	198,100.00
	Empresa Toyosa S.a.	Vehicles	175,470.00
	Empresa Sisteco Store	IT Equipment	159,000.00
	Empresa San Martin De Porres	Medical Equipment	157,251.00
	Empresa Dima Ltda	IT Equipment	153,630.43
	Empresa Southtec	Computer Equipment	121,783.96
	Empresa Sisteco Store	IT Equipment	109,000.00
	Empresa Salur S.r.l.	Medical Equipment	89,309.65
	Empresa Iciys Medical	Medical Equipment	74,761.00
	Empresa Biotech Ltda	Medical Equipment	54,696.00
	Empresa Artes Electrónicas	Communication Equipment	50,500.00
	Empresa Karl Storz	Medical Equipment	48,920.16
	Empresa Southtec	Office Equipment	45,901.00
	Empresa Latin Data	Computer Equipment	40,416.00
<b>Bruxells</b>	Ideas	Food Digitser, Foot Scanner Including Software, Pc Pentium Iii, Sole Cad 3 D, Cad/Cam Software For Insoles, Food Cad3d Cad/Cam Software For Shoe Last, Minideas-3 Table Top N.c Milling M/C For Shoe Last, And Tool Paths For Software For Ditto	59,412.00

**NATIONAL EXECUTION: Major equipment ordered during 2001**  
(Individual Orders of USD 30,000 or more)

Country of Procurement	Name of supplier	Description of goods (equipment)	Cost of order US dollars (1)
<b>Bhutan</b>	M/s Peljorkhang Pvt. Ltd.	IT Equipment and accessories	71,000.00
<b>Brasil</b>	Policentro	Acquisition Of Corporative Servers	2,757,549.17
	Dedalus	Acquisition Of Edp (Hardware)	2,255,300.00
	Microtec Sistemas Ind. E Com. S/A	Acquisition Of Edp (Hardware)	2,106,255.00
	Microlog	Acquisition Of Edp (Hardware)	1,899,996.00
	Policentro	Acquisition Of Corporative Servers	1,213,810.00
	Perto S/A	Acquisition Of 96 Terminals (Atm)	844,587.84
	Policentro	Acquisition Of Servers And Switches	832,117.69
	Consist - Consultorias.	Acquisition Of An Integrated Pay Roll System	618,728.92
	Microlog Informática E Tecnologia Ltda.	Acquisition Of Edp (Hardware)	559,353.33
	Procomp Indústria Brasil	Acquisition And Installation Of Edp (Hardware)	466,833.79
	Microlog Informática E Tecnologia Ltda.	Acquisition Of Notebooks	423,545.40
	Integra Administração, Comércio E Indústria.	Acquisition Of Edp (Hardware)	398,000.00
	Microlog Informática E Tecnologia Ltda.	Acquisition Of Additional Edp (Hardware)	397,398.56
	Consist - Consultorias	Acquisition Of Edp (Software)	375,042.46
	Procomp - Indústria Eletrônica Ltda.	Acquisition Of Edp (Hardware)	339,149.83
	Brittorres Comércio E Representações Ltda.	Acquisition Of Pedagogical Kits	339,040.00
	Policentro	Acquisition Of A Data Bank Server	239,235.00
	Novadata Sistemas E Computadores S/A	Acquisition Of Additional Edp (Hardware)	237,286.19
	Chipcia Informática (Compushop)	Acquisition Of Edp (Hardware)	230,521.00
	Itautec Philco S.a.	Acquisition Of Edp (Hardware)	216,882.01
	Videolar Ltda.	Copying And Video Distribution	199,709.84
	Securit S/A	Acquisition Of Furniture	176,480.40
	Itautec Philco S.a.	Acquisition Of Additional Edp (Hardware)	168,780.00
	Novadata Sistemas E Computadores S/A	Acquisition Of Edp (Hardware)	168,378.00
	Itautec Philco S.a.	Acquisition Of Edp (Hardware)	165,602.40
	Novadata Sistemas E Computadores S/A	Acquisition Of Work Stations	151,483.08
	Via Brasil	Production Of Manuals	148,467.95
	Itautec Philco S/A	Acquisition Of Edp (Hardware)	145,985.10
	Consist - Consultorias	Training And Software Support	134,588.20
	Compushop (Chipcia)	Acquisition Of Edp (Hardware)	126,575.61
	Microlog Informática E Tecnologia Ltda.	Acquisition Of Edp (Hardware)	119,371.00
	Microlog Informática E Tecnologia Ltda.	Acquisition Of Notebooks	116,761.60
	Microlog Informática E Tecnologia Ltda.	Acquisition Of Edp (Hardware)	113,404.80
	Gênese Informática Ltda.	Acquisition Of Edp (Hardware)	105,595.27
	Microtécnica Informática Ltda.	Acquisition Of Edp (Hardware)	103,115.00
	Kal Com. De Equip. Para Escrit. Ltda.	Acquisition Of Furniture And Office Equipment	93,405.53
	Amazonas Digital S/A	Acquisition Of Edp (Hardware)	83,356.60
	Jctel Comunicação E Distribuição Ltda.	Acquisition Of Back Up Tapes	71,844.00
	Tn Industrial S/A	Acquisition Of Edp (Hardware)	61,802.00
	Anilhas Capri Ltda. Me.	Acquisition Of Inviolable Rings	59,225.81
	Microtécnica Informática Ltda.	Acquisition Of Edp (Hardware)	57,517.75
	Mira Indústria E Comércio Ltda.	Acquisition Of Furniture	45,867.60
	Fundação Sousândrade	Elaboration Of Didactic Materials	43,426.07
	Autotraco Comércio E Telecomunicações S.a.	Acquisition Of Communication System	40,974.36
	Ltd Informática Ltda.	Acquisition Of Educ Software	40,695.65
	Ltda.	Acquisition Of Licenses	38,549.10
	Netway Datacom	Acquisition Of Edp (Hardware)	34,140.00
	Microtécnica Informática Ltda.	Acquisition Of Edp (Hardware)	30,671.00
	Autotraco Comércio E Telecomunicações S.a.	Acquisition Of Equipments And Services	30,178.00
<b>Bulgaria</b>	Datecs Ood	Software for 151 PCs and 23 Servers	96,708.00
	Lirex Ood	N/A	96,413.00
	Tpk Mebel Ko	Furniture	49,174.00
	Office1superstore, Panda Koop	Furniture and office equipment	30,814.60
<b>Canada</b>	Nortel	Switch	538,700.00
	Nortel	Switch	185,055.00
	Nortel	Switch	129,071.00
	Decorlux S.a.c.	Office Furniture	106,790.70
	Nortel	Switch	37,520.00
<b>Cambodi</b>	Neeka/Thakral	Computer equipment	218,189.00
<b>Chile</b>	Ograma S.a.	Learning materials	166,322.31
	Biomerieux Chile S.a.	Laboratory exams	150,340.74
	Trafkin Ltda.	Consultancy	67,925.93
	Statcom	Consultancy	48,705.43
	Editorial Arge Ltda.	Printing	42,463.81
	Cartago Diseño Y Producciones	Office Equipment	36,207.46

**NATIONAL EXECUTION: Major equipment ordered during 2001**  
(Individual Orders of USD 30,000 or more)

Country of Procurement	Name of supplier	Description of goods (equipment)	Cost of order US dollars (1)
<b>Chile (cont.)</b>			
	Cartago Diseño Y Producciones	Office Stationary	36,207.46
	Cartago Diseño Y Producciones	Office Stationary	36,207.46
	Cartago Diseño Y Producciones	Office Equipment	35,311.50
	Cartago Diseño Y Producciones	Design of brochure	33,971.84
	Sociedad Computacional Ar & R Ltda.	Printers	30,822.21
	Sociedad Computacional Ar & R Ltda.	Computers	30,822.21
<b>China</b>			
	Liyuan Technology	Office Facilities	348,864.63
	Supreme Gas & Heating	Distribution & Storage System	148,802.00
	Tianyan Green Energy	Gasifier system	83,970.00
	Liyuan Technologies	Computer and Office facilities	61,652.55
	Liyuan Technology	Office Facilities	55,333.00
	iBASE	iBASE Index System Server	53,955.96
	Chuangan Technology	Office facilities	49,171.30
	Hongyan Combustion	Power Generation system	48,064.00
	Red star Electronic	Distribution System	31,357.00
<b>Colombia</b>			
	Automayor S.a.	Motor Vehicles And Parts An Accessories	1,039,247.59
	Compaq Computer Corporation	Processing Unit For Edp And Accessories And Parts Thei	571,140.00
	Unisys Corporation	Processing Unit For Edp And Accessories And Parts Thei	461,214.00
	Sun Microsystem Of California	Processing Unit For Edp And Accessories And Parts Thei	379,954.10
	Ncr Corporation	Input/Output For Edp, Accessories And Parts Thereof	356,300.00
	Unisys De Colombia	Processing Unit For Edp And Accessories And Parts Thei	351,210.33
	Informatica Datapoint De Colom	Processing Unit For Edp And Accessories And Parts Thei	319,182.51
	Foster & Freeman	Laboratory Equipment Special Purpose, Other	291,116.48
	Structured Intelligence Colomb	Software Computer Including Manuals	284,191.28
	Ibm De Colombia S.a.	Processing Unit For Edp And Accessories And Parts Thei	250,510.00
	Lochard Pyt Ltd	Surveillance /Control Systems	233,486.22
	Alcatel	Input/Output For Edp, Accessories And Parts Thereof	222,889.00
	Compaq Computer De Colombia	Processing Unit For Edp And Accessories And Parts Thei	211,476.00
	Comware	Processing Unit For Edp And Accessories And Parts Thei	205,531.09
	Unisys De Colombia	Software Computer Including Manuals	189,070.00
	Ibm De Colombia S.a.	Processing Unit For Edp And Accessories And Parts Thei	179,657.22
	Ncr Colombia S.a.	Processing Unit For Edp And Accessories And Parts Thei	148,911.86
	Sun Microsystem Of California	Processing Unit For Edp And Accessories And Parts Thei	133,470.45
	Informatica Datapoint De Colom	Processing Unit For Edp And Accessories And Parts Thei	133,152.86
	Olivetti Colombiana S.a.	Processing Unit For Edp And Accessories And Parts Thei	132,417.06
	Macropos Ltda.	Processing Unit For Edp And Accessories And Parts Thei	131,240.99
	Sistemas De Tecnologia Avanzad	Processing Unit For Edp And Accessories And Parts Thei	130,489.58
	Olivetti Colombiana S.a.	Processing Unit For Edp And Accessories And Parts Thei	127,583.00
	Lochard Pyt Ltd	Surveillance /Control Systems	127,316.24
	Oracle Colombia Ltda.	Software Computer Including Manuals	108,536.59
	Oracle Colombia Ltda.	Software Computer Including Manuals	101,228.11
	Sainco	Surveillance /Control Systems	95,089.44
	Olivetti Colombiana S.a.	Processing Unit For Edp And Accessories And Parts Thei	91,864.00
	Proteseg Ltda	Motor Vehicles And Parts An Accessories	85,763.29
	Ajc Micros Y Asesorias Ltda.	Processing Unit For Edp And Accessories And Parts Thei	85,707.00
	Olivetti Colombiana S.a.	Processing Unit For Edp And Accessories And Parts Thei	82,819.01
	Biomol Ltda	Chemical Products N.e.c	82,731.41
	Ibm De Colombia S.a.	Processing Unit For Edp And Accessories And Parts Thei	76,607.80
	Blitec Ltda	Structural Metal Producus And Parts Thereof	76,114.20
	L.i.m.s. Laboratory Informatio	Software Computer Including Manuals	73,000.00
	Macropos Ltda.	Processing Unit For Edp And Accessories And Parts Thei	71,038.51
	Agilent Technologies	Laboratory Equipment Special Purpose, Other	68,580.00
	Famoc De Panel	Furniture	65,451.65
	Olivetti Colombiana S.a.	Processing Unit For Edp And Accessories And Parts Thei	56,937.00
	Unisys De Colombia	Processing Unit For Edp And Accessories And Parts Thei	54,702.78
	Collazos Y Cia Ltda	Laboratory Equipment	53,562.08
	Software Y Algoritmos Ltda.	Processing Unit For Edp And Accessories And Parts Thei	52,815.28
	High-tec Higiene Industrial Lt	Laboratory Equipment Special Purpose, Other	48,486.42
	Te.sa.m. Colombia S.a.	Telecommunication Equipment	44,792.68
	American Computer Products Cor	Processing Unit For Edp And Accessories And Parts Thei	44,188.00
	Informix De Colombia	Software Computer Including Manuals	43,587.60
	Nsp De Colombia	Motor Vehicles And Parts An Accessories	38,842.00
	Cataño Castro, Mario	Motor Vehicles And Parts An Accessories	38,502.60
	Cardona Velasco, Consuelo	Motor Vehicles And Parts An Accessories	37,947.39
	Sarmiento R., Luis Alfonso	Motor Vehicles And Parts An Accessories	36,988.11
	Teldor Wires & Cables Ltda	Telecommunication Equipment	33,392.80
	Informacion Gerencial Ltda	Software Computer Including Manuals	32,991.30
	Acer Latin America Inc	Processing Unit For Edp And Accessories And Parts Thei	32,844.00
<b>Cote D'Ivoire</b>			
	Pc Plus	Edb Equipments	73868

**NATIONAL EXECUTION: Major equipment ordered during 2001**  
(Individual Orders of USD 30,000 or more)

Country of Procurement	Name of supplier	Description of goods (equipment)	Cost of order US dollars (1)
<b>Cuba</b>			
	Bangor Enterprise Corporation	Three Station Wagon	62,490.00
	Cubana De Acero	Equipment For Waiste Treatment Plant	62,388.00
	Jason I Els Argonautas	Photo Equipment	39,882.00
	Casa Ltel Megasys	Computer Equipment	36,500.00
	F.m.coempart,Ltda	Agricultural And Irrigation Accessories	33,991.00
	Ducatec Industries Inc.	Water Pumps	32,426.00
<b>Denmark</b>			
	IAPSO	Computers & Accessories	918,663.00
	IAPSO	Hf Ssb Communication Radios (Voice & Data)	280,000.00
	IAPSO	11 4 wheel Drive Hardbody Pick up Double Cab	192,120.78
	IAPSO	Isuzu Truck - 2 Units	96,847.69
	IAPSO	Vehicles	85,405.00
	Intequip	Medical And Laboratory Equipment	82,068.08
	Danish Camp Supply	Camping Equipment	66,529.35
	IAPSO	Toyota Vehicule	42,550.09
	IAPSO	Toyota Prado - 2 Units	42,133.33
	IAPSO	Po 50321/32 /Ld	39,150.00
<b>Denmark (cont.)</b>			
	Flensburg	Office Furniture	37,360.05
	IAPSO	Toyota Prado And Hilux 4 Wd	36,053.23
	IAPSO	2 x Photocopiers & accessories , sofware for windows	32,924.46
<b>Djibouti</b>			
	Red Sea Automotive SAZF	Vehicle (two) Toyota	46,415.00
<b>Dominican Republic</b>			
	Rt Impresos	N/A	43,283.58
<b>Ecuador</b>			
	Kronos	Medicines (Tuberculosis)	497,232.00
<b>El Salvador</b>			
	Ids De Centroamerica, S.a. De C.v.	Edp Equipment, Accessories And Software	679,091.03
	Ensambladora Salvadoreña	117 Motorcycles	343,864.00
	Alta Tecnologia, S.a. De C.v.	Edp Equipment	215,587.97
	Gbm De El Salvador, S.a. De C,V,	Edp Equipment	149,362.23
	Xerox De El Salvador, S.a. De C.v.	Software And Dp Kit Modules	139,759.98
	Unisys De Centroamerica, S.a.	Software And Dp Kit Modules	139,719.56
	F.a. Dalton Y Compañia	Computers And 4 Ups "Best"	108,800.00
	Lh Systems, Llc	Software And Dp Kit Modules	45,708.00
	Agribodegas De El Salvador	Cloripirifos 2.5 Gr.	43,030.00
	Autoconsa, S.a. De C.v.	Radiocommunication Equipment	42,516.00
	Siprose, S.a. De C.v.	Edp Equipment	39,745.85
	Integracom De Centroamerica, S.a	Edp Equipment	39,617.65
	Bayer De El Salvador	Volaton 1.5gr.	37,916.80
	Edp/Sigma Comercial, S.a. De C.v.	Edp Equipment	36,107.09
<b>Eritrea</b>			
	Computer Gate	Computer Equipment (workstations)	45,000.00
<b>Finland</b>			
	Datex-ohmeda	Medical Equipment	143,282.00
	Teleste Educational Oy	Educational Laboratory Equipment	82,304.00
	Datex-ohmeda	Medical Equipment	59,982.00
<b>France</b>			
	Schnelder	Gis	2,307,020.00
	Famay Saci	Floating Investigation Equipment	515,642.00
	Alcatel	Network Equipment	502,789.80
	Alcatel	Switch	133,498.00
	La Competencia	Telephone Station & Data Network	93,621.60
	Iris Instruments	Medical Equipment	37,599.06
<b>Georgia</b>			
	The Ostergaard Group	Toyota Lc Gx & Toyota Lc Prado	52,750.00
<b>Germany</b>			
	Abb	Gis	929,347.00
	Siemens	St800 Traffic Controller	599,752.59
	Siemens	Gis	568,510.00
	Siemens	Gis	416,110.00
	Siemens	Acquisition Of Telephone Exchanges	94,066.20
	Okm Optisch	U.l.m.	61,487.00
	Schoedel Gmbh Wirtschaftsdienste	Computers,Printers,Ups And Accesseries	57,901.00
	Carl Zeiss	MICROSCOPE	43,023.57
	Sandberg & Schneidewind	Teaching Microscope Binocular Machine, And	39,553.00
	Carl Zeiss	MICROSCOPE	34,946.61
	Siemens Ag	X- Ray Equipment	32,088.05
<b>Ghana</b>			
	Digitronix Inc.	Computers & Accessories	48,855.00
	Digitronix Inc.	Computers & Printers	42,922.00
	Toyota Ghana Co. Ltd	Landcruiser	41,250.00

**NATIONAL EXECUTION: Major equipment ordered during 2001**  
(Individual Orders of USD 30,000 or more)

Country of Procurement	Name of supplier	Description of goods (equipment)	Cost of order US dollars (1)
<b>Ghana (cont.)</b>			
	Ubam Motors	Tipper Truck	21,170.00
	Auto Parts Co.ltd	Nissan Primera Saloon Car(1600cc)	15,500.00
	C.woermann & Sons	Construction / Wood Working Equipt.	6,500.00
<b>Guatemala</b>			
	Cofiño Stahl y Compañía, S.A.	Pickups 4 Wheel Drive	363,740.00
	Leica Geosystems, Inc.	GPS equipment	215,873.85
	Cofiño Stahl y Compañía, S.A.	Pickups 4 Wheel Drive	195,860.00
	Tres Torres, S.A.	Computer Equipment	185,324.00
	Microcomputación, S.A.	Bookshelves	164,600.00
	Leica Geosystems, Inc.	Total Stations	164,570.00
	Leica Geosystems, Inc.	GPS equipment	104,501.12
	Spot-image	Satellite images	97,920.00
	Equisegua, S.A.	Electric Plant	94,917.20
	Canella, S.A.	Computer Equipment	88,789.03
	Magna Terra Editores	Diagram and illustration of textbooks	87,382.82
	Cofiño Stahl y Compañía, S.A.	Vehicles	85,550.00
	GBM de Guatemala, S.A.	Computer Equipment	84,335.76
	Unisys de Centroamérica, S.A.	Computer Equipment	72,450.89
	Netcentrica, S.A.	GPS equipment	66,251.89
	Precisión, S.A.	GPS equipment	57,389.26
	Microcomputación, S.A.	Software	54,530.57
	Fabrigas, S.A.	Rotary Vane Medical Vacuum Systems	53,612.17
	Litografía Van Color, S.A.	Books	50,859.24
	Tag, S.A.	Flexible Bronchofiberscopes	48,949.32
<b>Guatemala (cont.)</b>			
	GBM de Guatemala, S.A.	Computer Equipment	45,636.23
	Serigrafías Modernas de Guatemala, S.A.	National Flags	44,402.90
	Litografía Van Color, S.A.	Printed Materials	38,198.47
	Electrónica Comunicaciones y Servicios, S.A.	Videoconference equipment	31,588.14
	Servicios Electrónicos de Guatemala, S.A.	Computer Equipment	31,477.53
	Apelsa, S.A.	Industrial washing machines	30,226.74
<b>Guinea Bissau</b>			
	Local Entreprises	Edp Equipment & Office Furniture	98,348.52
<b>Honduras</b>			
	Oficinas Y Sistemas	Computer Equipment	646,072.50
	La Florida	Electrical Equipment	529,678.24
	Gbm	Computer Equipment	481,556.50
	Corporacion Flores	Ambulances	451,800.00
	Graficentro	Procurement Of Textbooks	419,109.82
	Centromatic	Computer Equipment	385,319.00
	Electricos	Electrical Equipment	353,462.02
	New Mark	Electrical Equipment	263,974.70
	Corporacion Flores	Vehicles	254,371.70
	Copysharp	Binders And Fotopiers	229,564.00
	Aceyco Y Asociados	Electrical Equipment	198,282.00
	Pharmed	Cleaning Vehicles	144,960.00
	Metropolitan	Electrical Equipment	109,048.70
	Eurolibros	Procurement Of Textbooks	105,092.20
	Sonteliona	Procurement Of Textbooks	104,370.00
	Industrias Panavision	Procurement Of School Textbooks	93,774.50
	Dicosa	Washer/Dryer	87,200.25
	Cosem	Computer Equipment	82,345.50
	Nacional De Ingenieros Electomecanica	Transmitters	80,399.84
	Oficinas Y Sistemas	Zeta Multimedia	78,316.13
	Pc Software	Computer Equipment	73,880.00
	Sumitec	Computers And Fotocopier	64,820.00
	Educar	Procurement Of Textbooks	56,673.50
	Amonco	Pipetubes	53,894.08
	Coello, Librería	Procurement Of Textbooks	48,102.70
	Lithopress	Index Dividers	47,419.21
	Ids De Centroamerica	Computer Equipment	47,134.77
	American Medical Engineering	Procurement Of Medical Equipment	47,034.00
	Universidad Pedagogica Francisco Morazan	Procurement Of Textbooks	46,000.91
	Editorial Ramses	Procurement Of Textbooks	44,217.13
	Sistelcom	Controllers And Radios	39,500.00
	Distruibidora, Librería	Procurement Of Textbooks	39,133.60
	Limisa	Procurement Of Textbooks	38,725.50
	Alemautos	Procurement Of Vehicles	38,400.00
	Editorial Norma	Procurement Of Textbooks	37,872.00
	Compuser	Computer Equipment	32,149.67
	Aceyco Y Asociados	Accesories For Electrical Equipment	31,523.00
	Sistelcom	Computer Equipment	30,944.52

**NATIONAL EXECUTION: Major equipment ordered during 2001**  
(Individual Orders of USD 30,000 or more)

Country of Procurement	Name of supplier	Description of goods (equipment)	Cost of order US dollars (1)
<b>Italy</b>			
	Chemiconsult	Electromechanic Equipment	898,470.00
	Torielli Rag Pietro C.s.p.a.	Shoe Master Software, And Shoe Master Prototype	123,020.00
		Software, Hardware/Software, Z-402 3d Printer	
	Sabre	Injection Modules	106,239.00
	Torielli Rag Pietro C.s.p.a.	3d Cad System	54,276.00
<b>India</b>			
	Kamdar Exports	Water tanks	81,396.00
	MM Exports Chennai	Water tanks	49,284.00
<b>Japan</b>			
	N/A	Yamaha Motorcycle	2,556,454.00
	Mitsubishi Electric	Gis	799,400.00
	Sumitomo Corporation	Equipos De Imageneologia	259,083.97
	Sumitomo Corporation	Image equipment	259,083.97
	Toyota	Vehicles	143,870.10
	Toyota Diama	Three Vehicles	115,000.00
	Toyota Motor Corporation	5 Units Toyota Land Cruisers.	88,245.00
	IAPSO	Estimated Sea Freight	80,000.00
	IAPSO	Handling Fee	80,000.00
	Toyota Motor Corporation	4 Units Toyota Land Cruisers.	65,733.00
	Toyota Motor Corporation	2 Units Toyota Land Cruiser Model-lj95r-gkmrs }	63,191.00
	Toyota Motor Corporation	Toyota Hi-lux, 2 Units	42,738.00
	Toyota Corporation	Double Cabin Pickup (Vehicles)	42,734.00
	Nissan Maquinarias S.a.	Vehicles	39,880.00
	Toyota	Car	39,000.00
	Toyota	2 Units Toyota Land Cruisers Lwb (10 Seater)	36,107.00
	Toyota Motor Corporation	2 Units Toyota Vehicles.	33,376.00
	Toyota Motor Corporation	Project Vehicle - Land Cruiser	32,889.30
	Honda Del Peru S.a.	Motorcycles	31,610.00
	Suministros Tecnologicos E.i.r.l.	Telecommunications	31,127.56
	Aloka Co., Ltd.	Transductor Of Small Parts Mod. Ust-5710-7,5	31,065.52
	Aloka Co., Ltd.	Video Printer Sony Mod. Up 895	31,065.52
	Aloka Co., Ltd.	Ecotomograph Doppler Mod. Ssd-1400 Marca Aloka	31,065.52
	Toyota Corporation	Vehicles	30,791.00
<b>Kyrgyzstan</b>			
	Nine Seven Distribution Company	Computer equipment & accessories	36,791.31
<b>Malaysia</b>			
	Gading Kencana Sdn. Bhd	Energy Audit Instruments	152,723.00
<b>Maldives</b>			
	Dtech Company	Boat (launch)	65,550.00
<b>Mexico</b>			
	Merck Sharp & Dohme De Mexico S.a. De C.v.	Pharmaceuticals	649,494.00
	Merck Sharp & Dohme De Mexico	Pharmaceuticals	648,785.00
	Merck Sharp & Dohme De Mexico S.a. De C.v.	Pharmaceuticals	582,580.80
	Merck Sharp & Dohme De Mexico	Pharmaceuticals	212,563.88
	Carl Zeiss De Mexico	Laboratory Equipment	43,705.00
<b>Moldova</b>			
	Av-macrocom	Comunication equipment	96,819.00
	Daac-hermes	Network-equipment	88,781.00
	"S&T Mold"Srl	Computer Equipment	87,755.00
	Andomax	Servers	61,343.00
	Accent Electronic	Computers	44,235.00
<b>Mongolia</b>			
	MCS Electronics Co., Ltd	Office equipment	36,279.05
<b>Mozambique</b>			
	DataServ	Compputor Equipment	135,000.00
	Tecnos,Suica Dis Office Equipment	Office Equipment	70,672.00
	N/A	Motor Vehicles	48,500.00
	Counnection Time	Computers	31,700.00
<b>Netherlands</b>			
	Philips Medical Systems (Netherlands B.v.)	Medical Equipment	511,281.69
	Organon Teknika Bv	Laboratory exams	360,000.00
	Philips Medical Systems Nederl	Radiology equipment	152,299.08
	Philips Medical Systems Nederl	Radiology equipment	152,299.08
	Philips Medical Systems Nederl	Radiology equipment	91,916.80
	Toshiba (Netherlands)	Ultrasound Unit Toshiba Ssa-350a	91,424.00
	Nrg	Photocopiers and Duplicators	77,649.17
	Organon Teknika Bv	Laboratory exams	70,750.00
	Medical Export	Medical and Laboratory Equipment	37,264.86
<b>Norway</b>			
	Oceanor	Seawatch buoys - Offshore instrumentation	320,100.00
	Oceanor	Seawatch buoys - Oceanographic sensors	271,300.00
	Oceanor	Oceanographic equipment - Readdown station	258,500.00
	Oceanor	Seawatch buoys -Mtereology sensors	244,195.98

**NATIONAL EXECUTION: Major equipment ordered during 2001**  
(Individual Orders of USD 30,000 or more)

Country of Procurement	Name of supplier	Description of goods (equipment)	Cost of order US dollars (1)
<b>Panama</b>			
	Multitel Pacifico	Computer Equipment	81,626.40
	Cibernetica	Software	58,461.25
	Centro Industrial	Industrial Equipment	56,050.60
	Global Computers	Computer Equipment	55,089.80
	Geoinfo	Software	46,189.55
	Data Serve	Computer Equipment	40,791.20
	Multitek	Computer Equipment	37,244.55
	Tecnasa	Computer Equipment	37,066.00
	Data Serve	Computer Equipment	36,598.05
	Ricardo Perez	Vehicles	32,900.00
<b>Paraguay</b>			
	Algisa	Cotton's Seed	694,380.00
	Manufactura Pilar S.a.	Cotton's Bags	583,248.74
	Algisa	Cotton's Seed	287,623.24
	Rieder & Cia. S.a.c.i.	Tractors	247,951.00
	Infocenter	Edp Equipment	150,893.00
	Sociedad Agricola Golondrina	Cotton's Seed	143,376.95
	Distribuidora Cnel. Bogado De	Cotton's Seed	140,809.98
	Algisa	Cotton's Seed	129,799.58
	Tracto Repuestos S.r.l.	Agricultural Implements	110,715.00
	Distribuidora Cnel. Bogado De	Cotton's Seed	93,475.59
	Credi Car S.a.	Vehicles	90,000.00
	Toyotoshi S.a.	Vehicles	86,046.00
	Oro Cui S.a.	Cotton's Seed	83,892.25
	Sociedad Agricola Golondrina	Cotton's Seed	81,799.95
	Las Sudamericana	Furnitures	74,305.87
	Data Systems S.a.	Edp Equipment	74,034.00
	Promec S.r.l.	Edp Equipment	64,243.67
	Alegria S.a.	Cotton's Seed	55,640.80
	Ibm Worl Trade Corporation	Edp Equipment	53,384.90
	Alegria S.a.	Cotton's Seed	53,160.00
	Promec S.r.l.	Edp Equipment	39,413.00
	Hilanderia Ybycui S.a.	Cotton's Bags	38,602.14
	Condor S.a.c.i.	Trucks	33,000.00
	Distribuidora Cnel. Bogado De	Cotton's Seed	30,226.00
<b>Pakistan</b>			
	Equipment International	Diesal Cum Gasoline Tune-up Equipment	111,560.00
<b>Pakistan (cont.)</b>			
	Nds Technologies	Computers	41,340.00
	Micro System	Computers	32,294.00
<b>Peru</b>			
	Construcciones Metalicas Union S.a.	Office Furniture	115,685.13
	Moblimart	Office Furniture	106,386.86
	Trianon Ascensores S.a.	Elevators	81,793.83
	Grupo Leafar	Computer Equipment	31,871.12
<b>Switzerland</b>			
	Alstom	Gis	1,718,740.00
	Hamilton Medical Ag	Medical Equipment	125,530.62
	Leica Microsystems Ltd	Microscope	60,958.00
	Arcomed A.g. Medical Systems	Medical Equipment	34,536.30
<b>Senegal</b>			
	Senegal Bureau	Computers	93,619.00
<b>Soth Africa</b>			
	Sterling Export	Printers,Fax Machines,Radio Equipment,Computers a.o	126,147.00
<b>Spain</b>			
	Isofoton	Solar Photovoltaic Materials	1,113,829.00
<b>U.A.E</b>			
	Hyundai	Vehicles	34,000.00
<b>United Kingdom</b>			
	Glaxo Wellcome Export Ltd.	Pharmaceuticals	760,668.00
	Glaxo Wellcome Export Ltd.	Pharmaceuticals	638,905.00
	Glaxo Wellcome Export Ltd.	Pharmaceuticals	595,000.00
	Fylde	Trunking System	290,619.00
	Carbolite Furnaces Ltd.	Laboratory waste disposal furnaces, Combined Thermo-	255,955.00
	Thermoprojects	Medical and Laboratory Equipment	159,002.83
	Eagle Scientific	Medical and Laboratory Equipment	151,388.40
	Compair U.k. Limited	Medical Equipment	115,010.88
	AMT Limited	LAN equipment	47,208.75
	Mallory	Medical Books	42,084.06
	Conrico International	2 Landrover Defenders SW	42,049.15
<b>Uruguay</b>			
	Roche International Ltd.	Pharmaceuticals	124,520.00

**NATIONAL EXECUTION: Major equipment ordered during 2001**  
**(Individual Orders of USD 30,000 or more)**

Country of Procurement	Name of supplier	Description of goods (equipment)	Cost of order US dollars (1)
<b>U.S.A.</b>			
	Stewart & Stevenson	Hydraulic Fracturing Equipment	4,359,255.00
	Unisys	Acquisition Of Edp (Hardware)	3,105,226.19
	Unisys	Acquisition Of Edp (Hardware)	2,740,384.07
	Ibm	Rs/6000 Server	2,199,996.23
	Unisys	Acquisition Of Edp (Hardware)	1,412,461.91
	Ncr	Computers And Supplies	1,291,528.00
	Unisys	Acquisition Of Edp (Hardware)	1,198,260.39
	Columbia Storage	Acquisition Of Edp (Hardware)	1,189,212.24
	Toyota	Sequoia V8 4664cc	1,138,500.00
	Emc	Storage Device	1,113,292.16
	Ford Motor Company	Acquisition Of Vehicles	946,467.50
	Stewart & Stevenson	Completion (Cementing) Equipment	880,600.00
	Compaq Computer	Acquisition Of Edp (Hardware)	737,753.00
	Peru Mercantil S.a.	Computer Equipment	714,008.44
	Ibm	Acquisition Of Edp (Hardware)	498,802.56
	Advanced Technology	Ultrasound Equipment	466,650.00
	Cosapi Data S.a.	Computer Equipment	449,240.87
	Nec Computers	Acquisition Of Edp (Hardware)	445,769.00
	Bristol-myers Squibb Co.	Pharmaceuticals	418,331.20
	Nec Computers	Acquisition And Installation Of Edp (Hardware)	336,298.00
	Bristol-myers Squibb Co.	Pharmaceuticals	313,941.20
	Bristol-myers Squibb Co.	Pharmaceuticals	312,000.00
	Comware	Telephone Station & Data Network	306,012.00
	Compaq	Acquisition Of Edp (Hardware)	298,986.00
	Compaq	Alphaserver	298,175.52
	José Jalil	Automatized Hydrologic Stations	295,103.50
	José Jalil	Automatized Metereologic Stations	294,922.30
	Ibm Del Peru S.a.c.	Printer	290,900.92
	Hp	Printer	285,570.00
	Gmd S.a.	Computer Equipment	282,326.11
	A.t.l. Llc. Inc.	Oxigen generating plant	269,968.00
	Emc	Storage Device	254,679.60
	Xavier Freile	Laboratory Equipment	251,892.00
	Toyota	Sequoia V8 4664cc	247,500.00
	Cosapi Data S.a.	Software	247,359.00
	Cisco	Network Equipment	243,388.00
	General Motors	Acquisition Of Vehicles	237,858.42
	Acer	Acquisition Of Edp (Hardware)	225,500.00
	Ncr	Computers And Supplies	221,500.00
	Nec Computers	Acquisition Of Edp (Hardware)	208,892.00
	Unisys	Acquisition Of Edp (Hardware)	208,693.20
	Prolan	Acquisition Of Edp (Hardware)	204,224.72
	3com	Switch	203,023.00
	José Jalil	Automatized Metereologic Stations	202,921.60
	Bristol-myers Squibb Co.	Pharmaceuticals	195,140.00
	3com	Switch	184,996.00
	Westham Trade Corporation Ltd.	Server	173,919.88
	Xerox	Acquisition Of Network Asset	162,000.00
	Datascope Corp.	Medical Equipment	161,317.37
	Cisco	Router	157,796.00
	Sap Andina Y Del Caribe C.a.	Software	156,688.66
	José Jalil	Automatized Metereologic Stations	154,101.64
	Hiper S.a.	Software	152,900.30
	Nec Computers	Acquisition Of Edp (Hardware)	152,394.00
	José Jalil	Vehicles - Laboratory Maintenance	151,076.42
	Abbott Laboratories Int.co.	Pharmaceuticals	141,354.00
	Eica	Hydraulic Digger	140,254.25
	Unisys	Acquisition Of Additional Edp (Hardware)	138,061.08
	Visiontech Del Peru S.a.c.	Software	135,534.48
	Unisys	Acquisition Of Edp (Hardware)	125,784.00
	Finnigan Corporation	Spectrometer Fannigan Mat Delta Plus No.723135	124,000.00
	Becton Dickinson Bd Biosciences Inmonocytome	Medical Equipment	123,718.53
	José Jalil	Miscellaneous Equipment- Fishing Resources Stations	121,750.38
	Hiper S.a.	Computer Equipment	121,142.49
	3com	Switch	120,620.00
	Hewlett Packard	Acquisition Of A Corporative Server & Corr Services	119,927.82
	Ibm	Acquisition Of Edp (Hardware)	119,116.40
	Nec Computers	Acquisition Of Edp (Hardware)	112,922.00
	Compaq Computer	Acquisition Of Additional Edp (Hardware)	107,164.00
	Stewart & Stevenson	Wellhead, Tubinghead & Frac Valve	105,727.00
	Kodak	Scanner	99,939.84
	Mallinckrodt Inc.	Medical Equipment	96,656.46
	Conware	Computer Equipment	95,396.76



**NATIONAL EXECUTION: Major equipment ordered during 2001**  
(Individual Orders of USD 30,000 or more)

Country of Procurement	Name of supplier	Description of goods (equipment)	Cost of order US dollars (1)
<b>U.S.A. (cont.)</b>			
	Eica	Lorry Refuse Collector	91,000.00
	Dell	Edb Equipments	90,000.00
	Nec Computers	Acquisition Of Hardware Components	85,030.88
	Novamatrix Medical Systems, Inc.	Medical Equipment	82,904.80
	Novamatrix*	Medical Equipment	82,904.80
	Decision*	Acquisition Of Software	80,116.09
	Planson*	Edp Equipment & Accessories	79,680.00
	Technology*	Medical Equipment	78,100.00
	Xerox	Acquisition Of Edp (Hardware)	76,600.40
	Nelcor Puritan Bennett Inc.	Medical Equipment	75,340.00
	Compaq Computer	Upgrade Of Existing Hardware	74,847.00
	Ibm	Acquisition Of Servers And Preventive Maintenance	72,861.21
	Magna Medical Systems	Equipos De Odontologia	65,858.06
	Magna Medical Systems	Medical Equipment	65,858.06
	Medtronic Inc. Latin American Operations	Medical Equipment	64,287.68
	Medtronic Inc. Latin American Operations	Medical Equipment	64,287.68
	Medtronic Inc. Latin American Operations	Medical Equipment	64,287.68
	Medtronic Inc. Latin American Operations	Medical Equipment	64,287.68
	Abbott Laboratories Int. Co.	Pharmaceuticals	63,540.00
	Olympus Latin America Operations	Video equipment	60,895.50
	Medtronic Inc. Latin American Operations	Medical Equipment	60,800.00
	Medtronic Inc. Latin American Operations	Medical Equipment	60,800.00
	Nec Computers	Acquisition Of Edp (Hardware)	59,981.00
	Alcon Laboratories, Inc.	Photography equipment	55,200.00
	José Jalil	Floating Investigation Equipment	55,117.10
	J Evans & Asociados Sac	Computer Equipment	54,993.47
	Dell	Computer	53,024.85
	Rd Instruments	LONG RANGER 75 KHZ SELF CONTAINED	52,675.82
	Agilent Technologies	Gas Chromatograph	52,586.13
	Unisys	Acquisition Of Edp (Hardware)	52,130.40
	Toyota	Sequoia V8 4664cc	49,500.00
	Toyota	Sequoia V8 4664cc	49,500.00
	Zoll Medical Corporation	MONITOR MOD. PD-1400	48,800.00
	Datascope Corp.	Medical Equipment	48,520.00
	Soc.unific.automot.del Peru Sa	Vehicles	45,562.16
	Magellan Corporation	Gps Equipment	45,372.00
	Alcon Laboratories, Inc.	Photography equipment	41,100.00
	Medtronic Inc. Latin American Operations	Medical Equipment	40,900.00
	Medtronic Inc. Latin American Operations	Medical Equipment	40,900.00
	Medtronic Inc. Latin American Operations	Medical Equipment	40,900.00
	Medtronic Inc. Latin American Operations	Medical Equipment	40,900.00
	Medtronic Inc. Latin American Operations	Medical Equipment	40,900.00
	Goals S.a.	Computer Equipment	40,778.04
	Dimexa S.a.c.	Computer Equipment	39,805.15
	Dell	Computer	39,775.00
	Sea Bird Electronics Inc.	WATER SAMPLER	39,479.79
	Audi	Car	38,500.00
	Microinformática	Computer Equipment	38,326.80
	Volvo	Car	37,000.00
	Dell Corporation	Computers, Server, Printers, Software	36,495.85
	Hart Scientific	Calibration Equipment	36,195.00
	Newport Medical Instruments, Inc.	Medical Equipment	35,526.00
	Grupo Leafar	Software	34,889.04
	Unisys Data	Server,Computer Equipment & Software	34,579.00
	Sensormedics Corp.	Medical Equipment	34,200.00
	Sutron Corporation	Hydrometric Station Equipment	33,054.88
	Newtell Peru S.a.	Meteorological Instruments	32,320.00
	Compaq Computer	Acquisition Of Hardware Components	31,668.68
	N/A	Engine Plane Cessna 81,Mod.201:10-520f12b	30,243.45
<b>Taiwan</b>			
	Acer Peru	Computer Equipment	202,604.19
	Synapsis S.a.	Computer Equipment	190,685.54
<b>Uzbekistan</b>			
	Uz-Daewoo Auto	Procurement of 14 Daewoo "Tico" vehicles	46,439.00
<b>Venezuela</b>			
	Seijiro Yazawa Iwai, C.a.	Medical Equipment	1,135,444.00
	Tecno Med Trapp, C.a.	Medical Equipment	862,511.97
	Lab-dikas, C.a.	Medical Equipment	326,791.00
	Tecnologia Medica Del Caribe, C.a.	Medical Equipment	269,057.00
	Tecnomed J. Trapp, C.a.	Hopital furniture and other equipment	255,297.45
	Tecnomed J. Trapp, C.a.	Hospital Furniture	217,559.33
	Tecnomed J. Trapp, C.a.	Medical Equipment	185,045.31
	Tecnologia Medica Del Caribe, C.a.	Laboratory Equipment	177,716.00

**NATIONAL EXECUTION: Major equipment ordered during 2001**  
**(Individual Orders of USD 30,000 or more)**

<b>Country of Procurement</b>	<b>Name of supplier</b>	<b>Description of goods (equipment)</b>	<b>Cost of order US dollars (1)</b>
<b>Venezuela (cont.)</b>			
	Seijiro Yazawa Iwai, C.a.	Medical Equipment	124,556.00
	Tecnologia Medica Del Caribe, C.a.	Hopital furniture	110,863.63
	Tecnologia Medica Del Caribe, C.a.	Hopital furniture	101,425.17
	Seijiro Yazawa Iwai, C.a.	Medical Equipment	95,525.00
	Tecnologia Medica Del Caribe, C.a.	Laboratory Equipment	85,895.00
	Tecnologia Medica Del Caribe, C.a.	Medical Equipment	68,974.08
	El Bodegón De La Electrónica	Office and kitchen equipment	64,676.62
	Multiconsumos Monaco	Medical Equipment	56,597.85
	Hospitalar, C.a.	Medical Equipment	51,811.47
	Seijiro Yazawa Iwai, C.a.	Medical Equipment	50,504.00
	Multiconsumos Monaco	Laboratory Equipment	50,095.99
	Muebles Levine Del Zulia, C.a.	Office equipment	47,148.78
	Representaciones 34-23, C.a.	Office equipment	39,111.39
	Hospitalar, C.a.	Image equipment	33,527.43
	Seijiro Yazawa Iwai, C.a.	Medical Equipment	33,082.00
	Muebles Levine Del Zulia, C.a.	Hospital Furniture	32,649.58
<b>Vietnam</b>			
	Lsp	Computer equipment	152,660.00

**National Execution: Major Contracts for services placed during 2001**  
(Individual Contracts of USD 30,000 or more)

Country	Description of services	Name of subcontractor	Cost of contract US dollars
<b>Argentina</b>	Geological Survey	Veritas Dgc Land Inc.	57,884.00
<b>Armenia</b>	Supprot to Information Society and Democratic Gov.	Arminco Global Telecommunication	36,950.00
<b>Azerbaijan</b>	Drafting Educational Programmes	Association "Fovgal"	38,577.00
<b>Bahrain</b>	Labour Market Intelligence System	N/A International Information Tech.	84,000.00
<b>Bangladesh</b>	Television broadcasting	Bangladesh Television	224,258.00
	Establishment of Computer Centre and Training.	Transvent Developers Consortium	166,295.00
	Film show, Rallies, Postering & distribution of Leaflets, etc.	GOB Department of Mass Communication	125,553.00
	Production of various Films	GOB Department of Film & Publication	65,429.00
	Site preparation for Election	Public Works Department, Dhaka	60,235.00
	High speed internet connectivity and training.	Bangladesh On-line	53,218.00
	TV Training for MPs.	Ekushey Television	51,294.00
	Supply of promotional materials	M/s. Mita Apparels	50,928.00
	Mass awareness campaign for 8th Parliamentary election.	Bangladesh Radio	35,367.00
	Production of 4 Films	Electoral Training Institute, Dhaka	32,600.00
<b>Belgium</b>	Strengthening internal capacities of CNEP	Sadife	98,280.00
<b>Bolivia</b>	Consultancy Photovoltaic project	Fondesif	419,000.00
	Construction of civil works	Empresa Constructora Peñaranda Ltda	173,884.31
	Participation On An International Fair	Fexpocruz - Feira Exposicion De Santa Cruz	136,500.00
	Construction of civil works	Empresa Constructora Jhossel Cons.	98,095.14
	Printing Services	Casa Da Moeda Do Brasil	91,525.00
	Consultancy Services Sanitation	Cpm-centro Profesional Multidisciplinari	90,876.87
	Services for provision of oxigen	Praxair Bolivia S.a	69,271.54
	Consultancy Services to standardize quality	Asociacion Española De Normalizacion Y C	58,784.00
	Insurance	La Boliviana Ciacruz S.a.	58,645.48
	Consultancy Services Sanitation	Project Concern International -pci	52,668.56
	Consultancy Services Sanitation	Catholic Relief Services "Crs"	51,608.25
	Consultancy Services	Swedish Geological Ab	50,277.00
	Auditing Services	Delta Consult Ltda	50,215.87
	Construction of civil works	Empresa Constructora Pam Soc Ltda.	49,311.14
	Consultancy Services Sanitation	Cenpodema-centro Popular Para El Desarro	43,954.27
	Construction of civil works	Empresa Constructora "Alvaflor"Srl	41,840.87
	Consultancy Services Architecture	Abularach Salek, Marisabel	40,288.66
	Construction of civil works	Wayra & Pipe Srl.	38,738.54
	Cleaning Services	Prolimpio	37,500.00
	Administrative Consultancy	Proactiva	36,052.61
	Consultancy Services Training	Instituto Politecnico Tomas Katari-iptk	34,135.96
	Insurance	Nacional De Seguros Y Reaseguros S.a.	31,894.59
<b>Botswana</b>	Payment of needs analysis	Geoflux	37,286.41
	State of the Environment	Geoflux	35,917.37
<b>Brasil</b>	Development Of Informatics System	Consórcio Brc	4,656,862.74
	Acquisition Of A Solution	Consórcio Computer Associates Do Brasil.	2,397,141.86
	Saeb 2001	Consortorio Fundação Carlos Chagas/Cesgranrio	2,316,913.19
	Supplying, Installation And Configuration Of Edp	Consórcio Inttegra And True	1,925,706.33
	Development Of A Corporative System	Politec Informática Ltda.	1,809,523.80
	Capacitating Of Educational Professionals - Tv Escola	Fundação Universidade De Brasília - Fub	1,374,857.00
	Consultation Services	Fia/Usp	1,332,300.88
	Planning Of The Control Of Public Debts Expenses	Politec Informática Ltda.	1,276,595.74
	Computer Based Services	Poliedro Informática Ltda.	1,181,424.60
	Implementation Of Information System	Dbá Engenharia De Sistemas Ltda.	1,020,705.88
	Development Of A Management Model	Boucintas & Campos S/C	916,533.46
	Elaboration Of A Plan	Fundação Getúlio Vargas	758,913.84
	Acquisition Of A Solution	Compaq Computer	758,053.00
	Carry Out And Support Of A Congress	Aplauso Eventos	696,830.00
	Implementation Of Educational Programmes	Fia/Usp	680,000.00
	English Training Services	Each Project	665,294.11
	Divulgation Of Educational Materials	Fundação Victor Civita	590,760.00
	Strategic Restructuring Planning	Fundação Getúlio Vargas	580,960.57
	Participation On Iv Conatran	Artes Gráficas E Editora Sesil	484,105.00
	Acquisition Of Licenses	Optionline	464,285.71
	Complementing Products And Services	Ciat	363,349.00
	Consulting Services	Consórcio Brc	355,292.72
	Implementation Of A Rationalization Process	Ibam/Rbg/Domínio	332,066.67
	Production Of Educative Audiovisuals	Gtec Produção E Videocomunicação	327,552.50
	Printing Services	Esdeva Empresa Gráfica Ltda.	314,571.42

**National Execution: Major Contracts for services placed during 2001**  
(Individual Contracts of USD 30,000 or more)

Country	Description of services	Name of subcontractor	Cost of contract US dollars
<b>Brasil (cont.)</b>			
	Evaluation Of Pnae Impact	Consórcio Booz Allen	304,347.82
	Development Of Fiscal Services	Consórcio Gemp / Unitech	283,392.00
	English Training Services	Each Project	262,653.06
	Consulting Services -integration Of Rn Data Base With Uee	Exatta Empresa De Pesquisas Técnicas Ltda.	257,921.95
	Furniture & Equipment Quality Control	Ipt	256,092.82
	Implementation Of A Science And Technology Project	Abc - Academia Brasileira De Ciência	240,000.00
	Acquisition Of Additional Software Licenses	Rational Software Do Brasil Ltda.	235,008.34
	Consulting Services	Consórcio Booz Allen	221,025.64
	Extension Of A Software Programme	Mythras Business Technologies	216,475.44
	Develop And Maintain A Bank Of Educational Information	Fundação Cesgranrio	214,035.55
	Consulting Services For Piaui State	Exatta Empresa De Pesquisas Técnicas Ltda.	211,359.10
	Carry Out Workshop And Lectures	Dmf Congressos, Planejamento E Assessoria Ltda.	201,530.61
	Support On Seminars And Events	Voetur Promoções E Eventos Ltda.	200,000.00
	To Carry Out 08 Events	Quality Produções E Eventos	199,932.95
	Consulting Services	Artconsult	192,985.61
	Consultancy Services	Fgv Consulting	190,007.84
	Post Graduation Course	Fundação Universitária José Bonifácio - Ufrj	184,888.89
	Management Human Resources	Fundação Getúlio Vargas	183,670.91
	Carry Out A National Conference On Indigenous Health	Confederação Nacional Dos Trabalhadores Na Indústria -	174,608.10
	Advisory On Management Plan	Instituto Brasileiro De Administração Municipal - Ibam	172,391.30
	Tax Auditors Training Course	Esaf - Escola De Administração Fazendária	169,446.75
	Integration Of Data Base Banks	Stefanini Consultoria E Assessoria Em Informática	164,497.91
	Licenses For Software Use	Consist - Consultorias, Sistemas E Representações Ltda.	163,868.32
	Development Of A Project On Electrical Network	Elcom Eletricidade Comunicações Engenharia Ltda.	162,296.08
	Provision Of Air Tickets	Rbr Viagens E Turismo Ltda.	158,823.53
	Support Of Extractivist Communities	Conselho Nacional Dos Seringueiros - Cns (Am)	155,440.42
	Printing Services	Esdeva Empresa Gráfica	152,510.77
	Organizational Management Model	Booz Allen & Hamilton Do Brasil	138,666.66
	Evaluation Of Software And Hardware Environment	Tba Informática	137,481.60
	Carry Out A Research	Fensptec	136,838.09
	Fair Organization	Q & A Comunicação E Eventos Ltda.	128,016.00
	Studies On Florestal Management	Finatec	127,686.89
	Studies On Florestal Management	Stcp Engenharia De Projetos Ltda.	127,659.57
	Elaboration Of A Terms Of Reference	Bdo Directa Consultores S/C Ltda.	126,960.78
	Carry Out A Research	Fundação Coppetec	126,357.77
	Consulting Services	Gartner Consulting	117,323.00
	Production Of An Institutional Video	Gw Comunicação Ltda.	113,532.80
	Development & Execution Of Parsep's Database	E-dablio Project Management	112,933.83
	Elaboration Of Strategic Plans	Fia/Usp	110,634.31
	Lodging Services	Hotel Nacional	110,407.00
	Development Of A Project On Fiber Optical Network.	Connect Fibra Óptica Ltda.	109,553.34
	Support On The Adjustment On Cadastral Data Bank	Boucinhas & Campos S/C	107,843.13
	Capacitation Of Tax Inspectors	Universidade Da Amazônia - Unama	107,461.54
	Mba Course On Finance	Fia/Usp	106,222.22
	Implantation Of An Integrated Information System	Asrnp - Associação Rede Nacional De Pesquisa	101,000.00
	Printing Services	Gráfica E Editora Ideal	100,849.23
	Restructuring Of The Welfare Secretariat	Copartners Consultoria Empresarial Ltda.	100,560.00
	Development Of A New Management And Storage System	Informal Informática	99,338.24
	Information Courses	Impacta Tecnologia Eletrônica Ltda	98,477.17
	Data Bank Of Public Servers-to	Cespe - Universidade De Brasília	96,889.00
	Development Of Websites	Fabrika	96,711.11
	Employment Insurance Program	Arcotech Sistemas E Software	95,588.24
	System Development	Phobos Soluções - Navitas	95,220.59
	System Development	Itec-legis - Soluções Interativas	94,969.20
	System Development	Boucinhas & Campos S/C	93,334.00
	Specialization Course In Integral Auditing	Fundação Da Universidade	93,137.25
	Employment Insurance Program	Workware Informática	92,647.06
	Development Of Managerial Information System	Arcon Informática	92,279.41
	Operational Support	Ciee - Centro De Integração Escola Empresa	91,889.36
	Carry Out Events	Guanabara Hotel	90,311.11
	Consultancy Services For Social Welfare	Probus Suporte Empresarial	88,362.27
	Specialization Course In Tributary Law	Associação De Ensino Novo Ateneu	88,235.29
	Implementation Of Local Development Processes	Consórcio Apagro/Cepagri	86,397.05
	Graduate Course	Universidade Estadual Maranhao	85,024.05
	Information Gathering	Amigos Da Terra - Amazônia Brasileira	83,970.98
	Video Production	Ricardo Camargo De Souza Dias Produções	83,451.11
	Organization Of A National Conference	Gauche Promoções E Eventos Ltda.	82,467.81
	Production Of Films	Estúdios Millennium	82,389.70
	Consultancy Services	Infomaker	82,352.94
	Consultancy Services	Tecnocoop Sistemas	80,784.31
	Consultancy Services	Visual Technologies	76,784.31

**National Execution: Major Contracts for services placed during 2001**  
(Individual Contracts of USD 30,000 or more)

Country	Description of services	Name of subcontractor	Cost of contract US dollars
<b>Brasil (cont.)</b>			
	Elaboration Of Local Projects	Brisa	76,595.75
	Course-information Systems Analysis	Universidade Federal Do Maranhão	76,190.50
	Rental Of A Working Place	Funcef - Fundação Dos Economiários Federais	75,329.40
	Development Of An Integrated Data Base	Imagetec - Consultoria E Tecnologia Previdenciária Ltda.	74,040.00
	Brazilian Participation In Pacific Fair	Fagga Eventos	74,018.71
	Refurbishment Services	Enge Maxi Engenharia Ltda.	73,363.92
	Production Of 13 Educative Television Programs	Gw Comunicação Ltda.	72,705.93
	Fiscalization And Protection Of Indigenous Territory	Civaja - Conselho Indígena Do Vale Do Javari	72,584.00
	Training Of 105 Civil Servants	Amana-key Desenvolvimento E Educação Ltda.	70,638.30
	Digitalization Of Documents Images	Docnet Do Brasil	70,000.00
	Carry Out A Research On Budget Planning	Cebrap - Centro Brasileiro De Análise E Planejamento	69,336.27
	Carry Out A Specialization Course	Estadual De Londrina - Uel/Pr	68,941.56
	Development Of Strategic Planning	Boucinhas & Campos S/C	68,581.00
	Printing Services	Sociedade Brasileira Para O Progresso Da Ciência - Sbpcc	68,455.88
	Carry Out A Specialization Course	Estadual De Londrina - Uel/Pr	66,884.84
	Travelling Support	Dinastur - Dinastia Viagens E Turismo Ltda	61,224.49
	Carry Out A Course On Informatics	Fucapi - Fundação Centro De Análise	60,349.36
	Continuity On A Vigilance Plan	Cti - Centro De Trabalho Indigenista	59,953.00
	Carry Out A Research	Universidade Federal De Pernambuco	58,600.00
	Consulting Services	Consórcio Prime/Tetraplan	58,230.57
	Implementation Of Local Development Processes In Patos	Vínculos - Cooperativa De Prestação De Serviços Em	56,514.02
	Digital Authentication Of Ipva Forms	Scopus Tecnologia S.a	56,372.54
	Support To Post Graduation Courses	Universidade Cândido Mendes	55,060.87
	Post Graduation Course	Fundação Universitária José Bonifácio - Ufrj	52,941.18
	Implementation Of Local Development Processes.	Seta Serviços Técnicos Associados S/C Ltda.	52,000.00
	Printing Services	Gráfica E Editora Poligraf	51,954.87
	Implementation Of Local Development Process	Consórcio Seta/Capacit	51,470.59
	Modernization Of Cnis Applicative	Att Ps Informática S/A	49,230.77
	Carry Out Ibm Information Courses	G&P - Gennari E Peartree Projetos E Sistemas Ltda.	49,129.41
	Support On Seminars And Events	Voetur Promoções E Eventos Ltda.	49,019.61
	Consulting Services	Consórcio Brc	48,144.00
	Support To Extractivists Communities	Cooperativa Dos Seringueiros Extrativistas De Rondônia	47,619.05
	Vigilance And Protection Of Indigenous Lands	Operação Amazônia Nativa - Opan	47,578.98
	Implementation Of A National Health Programme	Física De São Caetano Do Sul	45,777.55
	Carry Out A Research	Universidade Federal De Pernambuco	45,374.35
	Conduction Of A Selective Process	Fundação De Apoio,	45,205.88
	Prevention And Control Of Violence In Schools	Fapex	44,117.64
	Conduction Of Seminar	Fundação José Bonifácio	42,948.03
	Support To A Rubber Factory	Pescadores E Produtores Rurais	42,553.19
	Carry Out A Seminar On Fiscal Education	Tv Tron Business Center	42,092.00
	Extension Course On Social Security	Finatec	40,940.58
	Continuity Of Consulting Services	Politec Informática Ltda.	40,741.21
	Alternatives On Organizational Structure	Stratégia Planejamento E Consultoria	40,557.45
	Support To Extractivists Communities	Comissão Pró-Índio Do Acre - Cpi	40,545.23
	Carry Out A Study Of Existing Regulation On Age Limit	Tendências Consultoria Integrada	40,051.02
	Carry Out The Xxix National Economics Meeting	Anpec - Associação Nacional De Centros.	38,784.31
	Safe Adaptation To Habitar Particularities	Consist - Consultorias, Sistemas E Representações Ltda.	37,025.64
	Implementation Of Actions On Health Promotion	Fundação De Apoio Ao Desenvolvimento Da Ufpe/ Núcleo	
	Travelling Support	De Saúde Pública Da Universidade De Pernambuco.	36,711.39
	Support Of Extractivist Communities	Serra's Turismo Agencia De Viagens Ltda.	36,269.43
	Acquisition Of Databringer Software	Associação Dos Produtores De Jutaí - Asproju (Am)	35,647.68
	Implementation Of A Local Development Process	Grow Tecnologia Da Informação	35,520.00
	Support To Extractivists Communities	Ambientais.	34,088.51
	Support To Extractivists Communities	Tribunal De Justiça Do Acre	33,326.76
	Support To Extractivists Communities	Associação Cooperativa De Seringueiros, Pescadores E	33,086.67
	Carry Out Course On Finance Modernization	Universidade Cândido Mendes	32,713.04
	Sport Fishing Support	Sociedade Brasileira Para Conservação Da Fauna	32,653.00
	Carry Out A Course On Public Health	Centro De Educação Permanente Em Saúde	32,000.00
<b>Bulgaria</b>			
	Construction services	'Lozenets Konsult' Ad	287,312.35
	Construction services	'Zadgranichno Stroitelstvo' Ood	245,471.40
	Construction services	'K.o.r.p' Ood	228,947.37
	Construction services	'Mn Stroy' Ood	228,310.48
	Construction services	Patengineering Eood Plovdiv	222,784.19
	Construction services	Et 'Opal - 92'	220,124.31
	Construction services	'Pirs - D' Ood	218,988.83
	Construction services	'Abv Invest' Ltd	218,613.81
	Construction services	Smf 'Bbs' Ood	217,262.38
	Construction services	'Perelik' Ad Smolyan	204,656.86
	Construction services	'Lazareta' Ood	189,211.90

**National Execution: Major Contracts for services placed during 2001**  
(Individual Contracts of USD 30,000 or more)

Country	Description of services	Name of subcontractor	Cost of contract US dollars
	Construction services	'Grif' Ood	188,245.82
<b>Bulgaria (cont.)</b>			
	Construction services	Sd 'Stroyproect'	163,579.71
	Construction services	Et 'Rekod Stefan Ivanov'	155,846.01
	Construction services	'Vodno Stopanstvo'	147,736.19
	Construction services	'Jilstroy - 96' Ood	145,298.75
	Construction services	Et 'Kamdim'	132,728.57
	Construction services	Et 'Building - Td'	132,675.25
	Construction services	"Si" Ood	131,597.62
	Construction services	'Omega' Ood	130,370.05
	Construction services	'Todor Vankov' Eood	128,835.14
	Construction services	'Rodopastrov' Ltd. Momchilgrad	127,456.09
	Construction services	'Kariatida' Ood	126,571.43
	Construction services	'Infrastruktura' Ood	119,529.52
	Construction services	'Mramor' Eood	117,077.14
	Construction services	Et 'Dermi - 5'	115,116.40
	Construction services	Et 'Nadin - Jivko Jelyazkov'	115,067.98
	Construction services	Maxstroy	114,233.94
	Construction services	Et 'Anri - 64 - Andery Kehayov'	113,044.84
	Construction services	Nca Eood	112,131.43
	Construction services	'Elit 6' Ltd.	111,310.48
	Construction services	Et 'Lazur-idk'	109,917.62
	Construction services	Bars Ood	107,949.09
	Construction services	Tangent 90 Et	106,744.98
	Construction services	Sd Rikard-d	105,604.29
	Construction services	Et 'Lebros Injenering'	104,706.19
	Construction services	Et "Kastel - Naiden Mitev"	103,602.38
	Construction services	Et 'Rumen Petrov'	102,190.95
	Construction services	'Vodstroy" Ad	100,623.09
	Construction services	Bibov & Co Ood	100,243.89
	Construction services	'Pgs' Ood	99,428.87
	Construction services	Et 'Poseydon'	97,960.00
	Construction services	'Jsp - Stil' Eood	97,036.67
	Construction services	Et 'Alexander Vassilev'	96,381.90
	Construction services	K 'Kobetstroyinjenering'	93,619.58
	Construction services	Stroykom-97	93,240.00
	Construction services	Sk 'Valzah' Eood	93,117.76
	Construction services	Et 'Konvekt - Ev. Mitov'	92,558.56
	Construction services	Et 'Penchevi Burgas'	91,480.48
	David XI Ood	Paradise Garden Films	89,490.00
	Construction services	Et 'Zornitsa - 48'	88,843.14
	Construction services	'Stili Road'	87,201.46
	Works	Beton Ltd. Rousse	86,910.28
	Construction services	'Stanilov' Eood	85,668.57
	Construction services	Et 'Strojkomers - Tr'	82,975.22
	Construction services	Road Engineering	77,925.24
	Construction services	'Nik - Bul' Eood	77,869.58
	Construction services	"Mz - 60" Ood	77,101.93
	Construction services	'Universal - J' Eood	75,392.38
	Construction services	Et "Konvekt - Natasha Nikolova"	74,877.14
	Construction services	Uraia-57 Et	72,794.68
	Pris Ood	Rennovations Shoumen Abc/Bi	68,398.46
	Construction services	'Am Chernov More' Ad	65,842.02
	Simidchiev Co	Rennovations Silistra Bi	60,128.98
	Construction services	'Vavilon' Ood	59,553.81
	Risc Electronics Ltd.	Servers And Software	58,263.60
	Construction services	Building-td Eood	56,766.77
	Construction services	Sd 'Rankonik - Rankov, Rankova I S-ie'	54,319.09
	Et Vega Venkov	Rennovations Targvishte Abc/Bi	51,620.90
	Cobra Films	Visual Materials	51,180.00
	Construction services	'Monolistroy - Chorbadjiyski, Baykushev' Ood	48,492.45
	Works	Proektstroy - Petar Petrov	48,184.84
	Works	Injstoryinjenering Ltd.	45,485.85
	Works	Rest Ingenering SP	45,289.65
	Author's Studio - Elena Yoncheva	N/A	43,310.00
	Works	N/A	42,370.00
	Works	N/A	41,959.63
	Works	Agrostroy - 98 Ltd. Razgrad	41,839.57
	Works	Eksa Ltd.	41,487.24
	Works	MSI Ingenering Ltd.	40,460.00
	Construction services	'Alpet' Ood	40,288.49

**National Execution: Major Contracts for services placed during 2001**  
**(Individual Contracts of USD 30,000 or more)**

Country	Description of services	Name of subcontractor	Cost of contract US dollars
<b>Bulgaria (cont.)</b>			
	Works	Interpred Partner Ltd.	40,031.52
	Construction services	'Kid' Ood	39,459.75
	Works	Stratesh Stroitel Ltd.	39,191.55
	Works	Hristo Kurkchiev SP	39,075.72
	Works	Bg-most Ltd.	38,662.03
	Works	Montaj na instalatsii	38,585.01
	Works	Galchev Injenering grup	38,454.77
	Works	Ekomat Ltd.	38,149.58
	Vilmat Ood	Structural System For 21 Abcs/Bis	37,793.00
	Works	PV Kross Ltd.	37,506.79
	Works	Hydro Ltd.	37,425.43
	Works	Top injenering Milano	37,400.97
	Works	Guzelev& Sons	37,166.23
	Works	Adi 21 Ltd.	36,943.44
	Works	Eksa Ltd.	36,788.96
	Works	Todorov&Todorov Ltd.	36,326.36
	Works	Proan 90 Ltd. Rouse	36,085.58
	Works	Domostroitel Jsc	36,061.95
	Works	Sgradostroitel Ltd.	35,796.09
	Works	Lida-angel Merdjanov Sp	35,668.44
	Works	Putno Poddurjane Dupnitsa	35,030.83
	Works	Garant - 90 Tsonev&Sons	34,802.20
	Construction services	'Servizstroy' Eood	34,565.24
	Works	Magabit-g.uzunov Sp	34,492.29
	Works	'Servizstroy' Eood	34,419.97
	Works	Milen - PS SP	34,208.42
	Crw On Subproject N.vaptsarov li	Topengineering Ltd Targovishte	33,712.50
	Works	Restavratsia Sofia Ltd.	33,184.17
	Works	Trimens Ltd. Gabrovo	32,874.64
	Works	Trimens Ltd. Gabrovo	32,251.00
	Works	Geos Ltd.	32,087.11
	Works	Garant - Totev&sons	31,778.94
	Works	Ba-stroyinjenering	31,609.78
	Works	Drama-vladimir Gurbelov	31,443.11
	Crw On Subproject Refurbishment Church	DIS-61 Ltd Targovishte	31,351.35
	Works	skut Ltd. Razgrad	31,274.84
	Works	Drama-vladimir Gurbelov	31,124.12
	Works	Yavorina - Vesela Davidkova	31,080.28
	Works	Drama-vladimir Gurbelov	30,792.57
	Works	Bks-madan	30,500.32
	Works	Ronicolor - Dimitar Kurtov	30,429.77
<b>Cambodia</b>			
	Support for implementation of project	Cdri	257,404.00
	Preparation of Cambodian Human Development Report	Cambodia Development Research Institute (cdri)	80,496.00
<b>Canada</b>			
	To provide training/related equipment	The Emissions Research And Measurement Division	1,099,818.00
	Support for implementation	Idea	236,866.00
	Support for implementation	Idea	236,866.00
	Electrical Services	Shc Lavalin International	199,063.00
	Technical And Assistance In Microfinance	Socodevi	117,000.00
	Alleviation of risks	Water Earth And Science Associates (Wesa)	44,918.00
<b>Chile</b>			
	Rules & regulations for energy sector	Mercados Energéticos/Synex	565,370.00
	Larrain & Asociados	Legal Advise - Municipality	170,000.00
	Larrain & Asociados	Legal Advise - Municipality	170,000.00
	Training	Sgs Chile Ltda.	65,000.00
	Proposal - Study of drug programme	Skopus Ltda.	57,234.73
	Environmental report	Uuniversidad De Chile - Capp	56,270.10
	Defining model of financing for metropolitan aereas	Instituto De Geografía.	51,832.80
	Consultancy services	Cima Consultores S.a.	48,231.51
	Proposed methodology for political and adminstrative division i	Instituto De Geografía.	40,080.39
	Programme evaluation	Universidad Católica De Chile	32,154.34
<b>Colombia</b>			
	Study of the electrification expansion strategy in Guatemala	Mejía Villegas, S.a.	83,351.00
	Study	Ingenieros, Consultores Y Economista	69,522.00
<b>Denmark</b>			
	tification of property/land	Kamsax	#####
	Technical and assistance in wather cashment management	Danish hydraulic Institute	41,000.00
<b>Dominican Republic</b>			
	Civil Work/La Guazara Rural Hospital	Ata Constructores	141,175.00
	Civil Work/Jose Perez Hospital	Consultores Internacionales, S.a.	136,947.00

**National Execution: Major Contracts for services placed during 2001**  
(Individual Contracts of USD 30,000 or more)

Country	Description of services	Name of subcontractor	Cost of contract US dollars
	Infrastructure For Sound, Video And Data Network	Innovatica, S.a.	115,082.00
<b>Dominican Republic (cont.)</b>			
	Energy Installation/San Bartolome Hospital	Natividad De La Cruz Martinez	91,351.00
	Civil Work/ Luis Bogaert Hospital	Imtechos, C. X. A.	63,600.00
	Data Network/Jaime Mota And Luis Aybar Hospitals	Compusoluciones, S.a.	61,940.00
	Civil Work/El Valle Rural Hospital	Cesar Fontana Sanchez	57,665.00
	Civil Work/Pascasio Toribio Hospital	Luis Ortega Conde	50,048.00
	Civil Work/Santo Socorro Children's Hospital	Miladys De La Cruz Martinez	41,515.00
	Civil Work/Jaime Mota Hospital, Barahona	Hilda Garcia Volquez	37,563.00
	Civil Work/Administrative Area	Miladys De La Cruz Martinez	37,390.00
	Civil Work/Cabral Hospital	Juan Francisco Betances	35,704.00
	Civil Work/Copey Rural Hospital	Jose Arturo Peña Tineo	35,474.00
	Civil Work/Tuberculosis Control Hospital	Alvarez Toyos & Acevedo, S.a.	35,376.00
	Civil Work/Maternity Hospital	Rafael Morales Fernandez	34,784.00
	Civil Work/Cabeza De Toro Rural Hospital	Johnny Olivero	33,856.00
	Civil Work/Cristobal Rural Hospital	Miguel E. Feliz	30,993.00
<b>Ecuador</b>			
	Provision of nourishing ingredients	Panificadora Moderna	6,055,757.85
	Provision of nourishing ingredients	Pan del Ecuador (Panasa)	2,554,471.66
	Wall construction - Simón Bolívar Avenue	Empresa Municipal de Obras Públicas	691,945.54
	Fundacion Ecuatoriana Para La Salud Y El Desarrollo	Support To The Health Program	133,855.00
	Management training	Escuela Politécnica Nacional	55,790.06
	Air Photographs & Satelital imaging	Cartotecnia	53,516.60
	Monitoring and review of microprojects sistematization	Comunidec	45,000.00
	Audit of NEX Projects (Year 2000)	Romero & Asociados	36,876.00
<b>Egypt</b>			
	Construction	Misr Concrete Development Company	489,176.36
	N/A	Agricultural Extension & Rural Development Centre	55,000.00
	Supervision of project task force in governorates	Institute of National Planning	39,000.00
<b>El Salvador</b>			
	Construction of drainage and flood control works	Delta, S.a. De C.v.	1,231,984.75
	Reconstruction of CENTA's central building in San Andres	Eqqus Ingenieros, S.a. De C.v.	721,685.13
	Construction of agricultural infrastructure in rural area	Dycsa, S.a. De C.v.	415,756.53
	Constructiojn of agricultural infrastructure in rural area	Es Constructores, S.a. De C.v.	374,681.38
	Training to Small Farmers	lica-catie-crs-uca	196,008.83
	Reconstruction of Ministry of Agriculture after earthquake	Fessic, S.a. De C.v.	142,497.89
	Construction of 7 irrigation projects in 3 occidental depts.	Mg Constructa, S.a. De C.v.	125,459.03
	N/A	Constructora Disa, S.a.de C.v.	120,000.00
	Training to Small Farmers	Deico, S.a. De C.v.	110,650.97
	Civil works (Hydrometrics)	Proyectos Agrociviles, S.a.	108,485.20
	Civil works (Hydrometrics)	Icsa, S.a. De C.v.	102,956.87
	Training to Small Farmers	Care El Salvador	83,145.00
	Supervision of agricultural infrastructure constuction.	Kerrindks & Asociados, S.a. De C.v.	59,106.66
	Supervision of reconstruction agricultural infrastructure	Consulta, S.a. De C.v.	55,810.00
	N/A	Servicios Integrales	53,822.45
	Supervision of agricultural infrastructure constuction Izalco	Ortega Y Compañía - Class	45,144.03
	Construction of sports facility	Fondo De Inversión Social Para El Desarrollo	34,250.00
	Research and analysis	Fundación Universidad Nacional	32,800.00
	Supervision of drainage works and flood control	Cpk Consultores, S.a. De C.v.	32,564.43
<b>France</b>			
	Consulting frim for renewable energy project	Transenergie	38,010.00
<b>Germany</b>			
	Bridge	Dywidag	#####
<b>Georgia</b>			
	Gori Region	Association of Protection of Land owner's Rights	138,000.00
	Development of National Disaster Management Operations	Computerland L.T.D.	95,550.00
<b>Ghana</b>			
	Production of HDR Report	ISSER, University of Ghana	34,721.00
<b>Guatemala</b>			
	Construction	Inarq Asociados	3,464,491.88
	Teacher training	Universidad De San Carlos De Guatemala	926,718.94
	Construction	Construmor	632,329.24
	Teacher training	Universidad Rafael Landívar	320,754.60
	Construction	Constructora Lyon	302,211.41
	Renovation	Proyectos Modernos De Ingeniería, S.a.	267,502.26
	Human Resources Services	Pricewaterhousecoopers	215,415.34
	Leasing of digital channels and telephone lines	Telglob, S.a.	155,739.13
	Consultancy Services	Telecomunicaciones, Tecnologías E Informática, S.a.	126,598.47
	Repairment of air conditioning	Unirefri	112,332.61
	Supervision of the construction	Dhv Consultants Bv	111,252.40
	Supervision of the construction	Arquitectos Asociados, S.a.	109,660.32
	Renovation	Buró 21	82,372.42
	Renovation	Datum, S.a.	63,082.00
	Renovation	Aguirre & Riera, S.a.	55,648.68



**National Execution: Major Contracts for services placed during 2001**  
(Individual Contracts of USD 30,000 or more)

Country	Description of services	Name of subcontractor	Cost of contract US dollars
	Renovation	Multidiseños, S.a.	48,186.00
<b>Guatemala (cont.)</b>	Teacher training	Okma	40,814.01
<b>Guinea Bissau</b>	Consultancy Governance	Inep	105,361.00
<b>Honduras</b>	Consulting firm	Oficinas Y Sistemas	1,488,118.10
	Consulting and Auditing	Kmpg Consulting	850,000.00
	Territorial Diagnostic	Central American And Carribean Research Council (Cacrc)	489,185.26
	Consulting firm	Empresa Gap	380,848.59
	Health sector basic packet	Medicard	357,826.52
<b>Honduras (cont.)</b>	Health sector basic packet	Prodim	240,350.88
	Office remodeling	Estudio 3	189,622.83
	Health sector basic packet	Asociación De Desarrollo Social Y Asistencia De Honduras	161,099.81
	Health sector basic packet	Amigos De Las Americas	153,911.49
	Traing and Installation of computer equipment	Oficinas Y Sistemas	135,145.10
	Development proyect of a rural area	Fundación Finacoop	115,783.05
	Consulting firm	Consultores Tecnicos Agropecuarios Empresariales Y Legal	85,743.99
	Auditing	Price Water House Coopers	63,000.00
	Evaluation and Auditing	Panel Care Foster	57,955.00
	Consulting firm	Fundación Funbanhcafe	57,272.39
	Contract of a sostenible development firm	Sedi-inhcoes	57,038.39
	Contract of a sostenible rural development firm	Desarrollo Integral Alternativo (Dia)	53,516.15
	Consulting firm	Empresa De Servicios Técnicos Y Consultoría Sierra	50,786.11
	Consulting firm	Asociación De Desarrollo De La Pequeña	47,724.63
	Consulting firm	Asesores Nacionales Especializados En Desarrollo	41,986.59
	Consulting for Sierra Project	Facilitadores De Desarrollo Rural Sostenible	40,764.33
	Consulting firm	Consultores E Investigadores Para El Desarrollo	40,106.47
	Development proyect of rural area	Asociación De Desarrollo Autosostenible De Honduras	39,475.36
	Development proyect of a rural area	Cooperativa Mixta De Servicios Técnicos	37,257.37
	Consulting	Rimisp	35,000.00
<b>India</b>	Varalaxmi Starch Ind	Rpp Construction (P) Ltd, Erode	748,696.00
	Hind Agro Ltd (Aligarh)	Rsb Japan	677,789.00
	Action Research Studies	Tata Energy Research Institute	125,355.00
	Action Research Studies	National Council For Applied Economic Research	108,679.00
	Action Research Studies	West Bengal National University Of Juridical Science	95,340.00
	Exhit Development & Installations	M/S Philipose	65,536.00
	Process Development	Msc/Marc Software	62,726.00
	Action Research Studies	National Institute Of Public Finance & Policy	50,000.00
	Action Research Studies	Centre For Multi-disciplinary Development Research	49,008.00
	Design & Manufacturing	C.m.t.i.	42,972.00
	Development of Saddle Trees	Indian Institute Of Technology	41,443.00
	Action Research Studies	National Institute Of Urban Affairs	40,000.00
	Procurement of remote sensing data	Regional Remote Sensing Centre	35,145.00
<b>Indonesia</b>	Introduction of good Governance in Kalimantan	PT Giranti	40,404.00
	Project Execution	Community Recovery Programme	32,508.00
<b>Iran</b>	Formulation of management plan	Mohsen Ebrahimi	42,259.00
	Gas Burners	Iran Samon Ltd	36,960.00
<b>Israel</b>	Educational Research	Synergy Development And Engineering Consultants	929,800.00
	Equipment	Tadiran	594,000.00
<b>Italy</b>	Estra Activities	Emco	300,000.00
	Technical Assistance & Project Management	Progesam	166,923.00
	Extra Activities	Terre des Hommes	89,919.00
	N/A	Association of Cordination of Vonluter Aid	89,593.00
	Extra Activities	International Associaton for Peoples Development	89,196.00
	Extra Activities	Committee of Organization Of Volunteer Development	87,156.00
	Technical Assistance & Project Management	Progesam	83,156.00
<b>Japan</b>	Fair Organization	Japan Management Association	80,096.65
<b>Korea</b>	Service Contract	Establishment of Asset and Debt Management	60,000.00
<b>Kenya</b>	Human Development Report	Institute of Development Studies	88,229.00
	Audit	Deloitte & Touche	63,922.46
	Campaign on violence against women	Alwan Communication	60,745.00
	Dev. of guidelines & political for workplace intervention	Kenya Aids NGO's Consortium	60,000.00
	Implementation of programme objective 4	Ecotourism society of kenya	54,621.79

**National Execution: Major Contracts for services placed during 2001**  
(Individual Contracts of USD 30,000 or more)

Country	Description of services	Name of subcontractor	Cost of contract US dollars
	Business creation training	Kenya Management Assistance Programme	50,976.00
<b>Kenya (cont.)</b>			
	Capacity enhancement of NGO for HIV/AIDS project	Federation of Kenya Employers	50,000.00
	Product development training	Jisaidie Cottage Industries	44,304.00
	Improving policy environment	International Crop Research Institute for the Semi-Arid Tropics	44,304.00
	Dev. of legal framework training	Kenya Legal & Ethical Issues Network	40,000.00
	Dev. of guidelines & political for workplace intervention	Federation of Kenya Employers	40,000.00
<b>Latvia</b>			
	Advertisement activities	"Adell Saatchi & Saatchi	184,718.00
	Public Relations	"Consensus Ltd".	31,979.00
<b>Lebanon</b>			
	Develop Existing Beekeepers Center	Committee For The Development Beekeeping	45,000.00
	Establish Olive Oil Presses	Yohmor Agriculture Cooperative	30,000.00
	Establish Olive Oil Presses	Taibe Agriculture Cooperative	30,000.00
	Establish Olive Oil Presses	Houla Agriculture Cooperative	30,000.00
<b>Malawi</b>			
	Consultancy Study	Malawi Institute Of Management	59,000.00
	Dev. Of Info Management System	Price Waterhouse	51,000.00
	Dev. Of Info Management System	Management Solutions Consultancy	34,000.00
	Disaster Management	Salephera Consultancy	30,000.00
<b>Malaysia</b>			
	Identification of the practical information	World Wide Fund For Nature Malaysia	108,381.00
<b>Mexico</b>			
	Electricity Services	Fideicomiso Para El Ahorro De Energia	172,225.00
<b>Moldova</b>			
	Consultancy services - Pilot region Ungheni	Viitorul Fondation	127,542.00
<b>Mozambique</b>			
	Demining	Mma Lda	411,800.00
	Demining	Edm	396,000.00
	Small Industries & Agriculture	National Integrated Projects	302,000.00
	Demining	Mma Lda	108,777.00
	Consultancy	Soas-the Chool Of Oriental	103,059.00
	Consultancy	Ernest & Young	70,754.58
	Audit	Kpmg	56,675.00
	Quality Control	Ccq Lda	41,180.00
	Quality Control	Ccq Lda	39,600.00
	Budget Reform	Eva	33,000.00
<b>Morocco</b>			
	Réalisation d'une étude sur le	Institut agronomique et vétérinaire Hassan	66,271.55
<b>Netherlands</b>			
	Technical and legal consultancy for the Project	Kadaster	384,831.00
	Construction of Input-Output Table	Kadaster	207,970.00
	SHD Models Training	International Social Studies and Swedsev International Serv	93,000.00
	VSAT services for 01-12 / 2001	N/A	90,156.00
<b>Norway</b>			
	Consultancy services	Syslab Intl.	35,000.00
<b>Nepal</b>			
	VDP Programme	Village Development Committee, Sindhupalchowk	172,263.00
	Menstreaming Gender Census 2001	Central Beuro of Statistics	146,545.00
	Programme Implementaion at District Level	Sustainable Community Dev. Programme, Humla	71,912.00
	Programme Implementaion at District Level	Sustainable Community Dev. Programme, Okhaldhunga	69,652.00
	Programme Implementaion at District Level	Sustainable Community Dev. Programme, Myagdi	69,619.00
	Teachers Training	National Centre for Education Development	65,852.00
	Village Development Programme	District Development Committee, Lamjung	61,100.00
	Village Development Programme	District Development Committee, Gorkha	61,100.00
	Village Development Programme	District Development Committee, Salyan	54,990.00
	Village Development Programme	District Development Committee, Jajarkot	54,990.00
	Village Development Programme	District Development Committee, Rukum	54,990.00
	Village Development Programme	District Development Committee, Manang	46,145.00
	VDP Programme	District Development Committee, Okhaldhunga	34,000.00
	VDP Programme	District Development Committee, Makawanpur	32,700.00
	VDP Programme	District Development Committee, Bara	32,400.00
	VDP Programme	District Development Committee, Bardiya	31,740.00
	VDP Programme	District Development Committee, Sulukhumbu	31,600.00
	VDP Programme	District Development Committee, Ramechhap	30,754.00
<b>Niger</b>			
	Sous Traitance Bankilaré	Organisation Nerlandaise de Développement	326,457.00
	Etudes Quantitative sur la Pauvreté	Cabinet Bozari	56,876.00
	Sous Traitance Radio Rurale	Organisation Nerlandaise de Développement	38,817.00
<b>Nigeria</b>			
	machines, dryers,	Skills "G"	2,110,200.00

**National Execution: Major Contracts for services placed during 2001**  
(Individual Contracts of USD 30,000 or more)

Country	Description of services	Name of subcontractor	Cost of contract US dollars
	machines, dryers,	Gestic Limited	670,000.00
<b>Nigeria (cont.)</b>	Establish Piulot small scale irrigating scheme	Geocrust Nigeria Limited	250,000.00
	Conduct baseline studies on Erosion and Flooding	CREMS Nigeria Limited	150,000.00
	Develop Env. Standards and Guidelines	Association for Farming Systems, Research and Extension	107,613.00
	Establishment of model fuel wood plantation	State Protection Environmental Agencies	55,960.00
<b>Panama</b>	Construction Roads	Constructora Del Istmo, S.a.	8,798,000.00
	Maintenance Roads	Constructora Urbana	6,694,000.00
	Nutrition Programme	Derivados Del Maiz, S.a.	3,230,902.49
	Bridge	Alquileres Y Ventas Panedi, S.a.	2,906,143.99
	Maintenance Roads	Constructora Del Istmo, S.a.	2,791,690.00
	Maintenance Roads	Constructora Urbana	2,650,000.00
	Nutrition Programme	Industrias Lacteas, S.a.	2,551,863.62
	Maintenance Roads	Proyectos Generales Y De Vivienda	2,546,271.00
	Maintenance Roads	Asfaltos Panameños, S.a.	2,505,960.50
	Maintenance Roads	Concor, S.a.	2,296,366.00
	Maintenance Roads	Asfaltos Panameños, S.a.	2,230,434.00
	Building Construction	Ingenieria Caribe, .s.a	2,083,500.00
	Bridge	Consorcio Proyecto, Construcciones	1,833,252.58
	Building Construction	Construcciones Electronicas	1,614,798.00
	Maintenance Roads	Consultores Prof. De Ingenieria	1,482,999.90
	Nutrition Programme	Refrescos Nacionales, S.a.	1,398,704.89
	Maintenance Roads	Jose Manuel Gallardo Arauz	1,349,986.50
	Building Construction	Ingenieria Caribe, .s.a	1,276,034.65
	Maintenance Roads	Concor, S.a.	1,271,530.00
	Building Construction	Consorcio Panama Building	1,259,244.00
	Bridge	Concor, S.a.	1,244,750.00
	Nutrition Programme	Nestle Panama, S.a.	1,223,616.30
	Maintenance Roads	Asfaltos Panameños, S.a.	1,158,077.00
	Maintenance Roads	Bagatrac, S.a.	1,111,456.00
	Draining of Water	Servicios Jamarva, S.a	1,051,862.00
	Maintenance Roads	Proyectos Generales Y De Vivienda	1,017,063.00
	Purchase of Books	Grupo Suplidor	961,246.36
	Inspection Roads	Ingenieria, Diseños Y Estudios	961,246.36
	Inspection Roads	Ingenieria Balboa	937,653.00
	Maintenance Roads	Proyectos Generales Y De Vivienda	910,145.00
	Maintenance Roads	Consultores Prof. De Ingenieria	893,300.00
	Hospital Equipment	Promed, S.a	780,609.56
	Nutrition Programme	Productos Alimenticios Pascual, S.a.	756,255.75
	Nutrition Programme	Sociedad De Alimentos De Primera	717,830.62
	Maintenance Roads	Eridani, S.a.	694,723.40
	Bridge	Presforzados En Concreto, S.a.	683,239.50
	Draining of Water	Servicio De Mantenimiento Y Contr.	670,913.00
	Nutrition Programme	Refrescos Nacionales, S.a.	659,939.26
	Building Construction	Jacsi Panama, S.a.	594,888.39
	Draining of Water	Constructora Doruga, S.a.	583,350.00
	Nutrition Programme	Industrias Lacteas, S.a.	563,958.53
	Building Construction	Jacsi Panama, S.a.	547,198.00
	Draining of Water	Servicio De Mantenimiento Y Contr.	522,411.25
	Bridge	Ingenieria Estructural Y Geotecnica	497,000.00
	Building Construction	Construcciones Electronicas	486,352.50
	Draining of Water	Ingenieria Balboa	475,677.50
	Rural Aqueduct	Importadora Dmd, S.a.	471,859.83
	Maintenance Roads	Ingenieria Estructural Y Geotecnica	447,500.00
	Maintenance Roads	Consultores Prof. De Ingenieria	432,314.00
	Nutrition Programme	Productos Lacteos San Antonio	392,674.20
	Nutrition Programme	Sociedad De Alimentos De Primera	358,396.29
	Bridge	Cbh Construcciones, S.a.	355,374.63
	Maintenance Roads	Constructora Urbana	328,000.00
	Tourism Study	Encibra, S.a. / Stanley Consultans, Inc	300,000.0
	Hospital Equipment	Bioelectronica Panama, S.a.	299,050.50
	Data base	Logica, S.a.	295,000.00
	Building Construction	Jacsi Panama, S.a.	294,500.00
	Draining of Water	Constructora Urbana	292,000.00
	Bridge	Constructora Urbana	292,000.00
	Minor Construction	Servicios Jamarva, S.a	277,805.00
	Bridge	Ingenieria Estructural Y Geotecnica	272,500.00
	School Repairs	Estudios, Diseños Y Contrucciones	269,839.75
	Bridge	Ingenieria Estructural Y Geotecnica	261,200.00
	Remodeling	Luttman Ingenieros Y Arquitectos	245,821.96
	Marketing Strategy	Stratego Communications	245,000.00
	Computer Equipment	Global Computer	244,470.89

**National Execution: Major Contracts for services placed during 2001**  
(Individual Contracts of USD 30,000 or more)

Country	Description of services	Name of subcontractor	Cost of contract US dollars
	Rural Aqueduct	Constructores Unidos	244,317.15
<b>Panama (cont.)</b>	Bridge	Servicios Jamarva, S.a	232,700.00
	Rural Aqueduct	Dicon, S.a.	231,640.00
	Rural Aqueduct	Contratistas Generales Y Electr	229,787.10
	Maintenance Roads	Consultores Prof. De Ingeniería	228,312.50
	Bridge	Cbh Construcciones, S.a.	217,757.08
	Rural Aqueduct	Panama National	213,122.70
	I. T. For Management	Eis Consulting	213,000.0
	Rural Aqueduct	Joama Contratistas, S.a.	208,736.55
	Nutrition Programme	Instituto Para Desarrollo Economico	207,860.00
	Rural Aqueduct	Bolivar Rivera	202,945.00
	Remodeling	Rodeiba	199,980.00
	Rural Aqueduct	Siemec, S.a.	199,647.00
	Bridge	Presforzados En Concreto, S.a.	198,197.50
	Rural Aqueduct	Panama National	197,720.00
	School Repairs	Valencia Y Young, S.a.	195,517.34
	Nutrition Programme	Cooperativa De Servicios Multiples	194,060.00
	Rural Aqueduct	Contratistas Generales Y Electr	193,346.10
	Rural Aqueduct	Master Supply Corp.	183,754.80
	Rural Aqueduct	Panama National	180,226.80
	Bridge	Presforzados En Concreto, S.a.	176,719.90
	Rural Aqueduct	Mak Construcciones	176,058.90
	Rural Aqueduct	Dicon, S.a.	174,407.00
	Rural Aqueduct	Grupo Genesis	174,237.30
	Nutrition Programme	Fundacion Pro Niños De Darien	165,900.00
	Rural Aqueduct	Abilio Dominguez	163,913.85
	Nutrition Programme	Nutre Hogar	163,760.00
	Rural Aqueduct	Arysa Tom, S.a.	162,991.62
	Rural Aqueduct	Candanedo & Baldor	161,248.00
	Inspection Roads	Ing. F. G. Guardia Y Asociados	159,584.09
	Rural Aqueduct	Juan Jose Nuñez	158,824.33
	Computer Equipment	Sonitel, S.a.	156,512.99
	Bridge	Presforzados En Concreto, S.a.	155,426.50
	Bridge	Presforzados En Concreto, S.a.	152,781.30
	Rural Aqueduct	Promotores De Desarrollo Ambiental	152,250.00
	Rural Aqueduct	Servicios Y Proyectos La Chorrera	149,159.25
	Rural Aqueduct	Arysa Tom, S.a.	148,755.06
	Rural Aqueduct	Panama National	148,350.00
	Bridge	Ingeniería Estructural Y Geotecnica	148,335.00
	Software	Cibernetica, S.a.	148,237.33
	Rural Aqueduct	Constructora Sp	148,107.60
	Bridge	Cbh Construcciones, S.a.	145,671.95
	Nutrition Programme	Promocion Y Desarrollo Social	144,220.00
	Rural Aqueduct	Representaciones Y Servicios Aro	138,880.00
	Inspection Roads	Ingeniería, Diseños Y Estudios	134,102.30
	Rural Aqueduct	Abilio Dominguez	134,025.30
	Rural Aqueduct	Juan Jose Nuñez	132,241.52
	Rural Aqueduct	Constructora Villadel, S.a.	130,982.40
	Inspection Roads	Ingeniería, Diseños Y Estudios	128,308.07
	Rural Aqueduct	Servicios Y Proyectos La Chorrera	127,989.00
	Hospital Equipment	Promed, S.a	123,072.61
	I. T. System	Latin Data Software	120,629.65
	Inspection Roads	Ingeniería, Diseños Y Estudios	112,815.96
	Rural Aqueduct	Jose Del C. Echevers	109,002.01
	Rural Aqueduct	Construcciones Mesa	103,421.42
	Bridge	Ingeniería Estructural Y Geotecnica	103,200.00
	Training	Analistas De Sistemas Gerenciales	99,370.00
	Computer Equipment	Synergy Systems Corp	98,932.00
	Training	Sanigest International	97,050.00
	Rural Aqueduct	Juan Jose Nuñez	95,397.85
	I. T. for Management	Sistemas De Informacion Gerencial	95,000.00
	Vehicules	Copama	94,468.50
	Bridge	Ingeniería Estructural Y Geotecnica	94,400.00
	Audit Services	Kpmg Peat Marwick	94,000.00
	Work Supervision	Inarde	92,400.00
	Geographic System	Geoinfo, S.a.	92,180.00
	Rural Aqueduct	Abilio Dominguez	91,914.57
	Maintenance Roads	Asfaltos Panameños, S.a.	89,915.00
	Hospital Equipment	Reserma, S.a	89,250.00
	Rural Aqueduct	Diseño E Ingeniería	89,019.00
	Training	West Panama	88,200.00
	Rural Aqueduct	Contratistas Generales Y Electr	85,998.00

**National Execution: Major Contracts for services placed during 2001**  
(Individual Contracts of USD 30,000 or more)

Country	Description of services	Name of subcontractor	Cost of contract US dollars
	Rural Aqueduct	Jose Del C. Echevers	84,285.45
<b>Panama (cont.)</b>			
	I. T. System Study	Analistas De Sistemas Gerenciales	82,732.50
	Hospital Equipment	Change Management, Inc.	82,200.00
	Computer Equipment	Servi-lab, S.a.	81,894.75
	Office Equipment	Mutitek Pacifico, S.a.	81,349.80
	Rural Aqueduct	Diseños Dinamicos	80,965.50
	Law Services	Standar Services Corp	80,280.00
	Electricity Study	Rivera, Bolivar Y Castañedas	74,500.00
	Bridge	Consave, S.a.	73,478.89
	Training	Servicios Jamarva, S.a	66,878.75
	School Repairs	Technical & Management Skills	65,000.00
	Law Services	Construcciones Y Remodelaciones	63,790.00
	School Repairs	Alfaro, Ferrer & Ramirez	60,000.00
	Medical Equipment	Telesistemas	59,773.00
	Audit Services	Importadora Dmd	55,375.76
	Minor Construction	Kpmg Peat Marwick	52,500.00
	Rural Aqueduct	Servicios Jamarva, S.a.	46,569.63
	Hospital Equipment	Aguilar Y Asociados, S.r.l.	45,000.00
	Rural Aqueduct	Odontomedica, S.a	43,319.74
	Rural Aqueduct	Expert Lab, S.a.	41,135.32
	Building Construction	Standar Services Corp	35,600.0
	Rural Aqueduct	Jacsi Panama	35,543.57
	Office Rental	A. Vergara & Co	33,850.00
	Computer Equipment	Ogawa, S.a.	31,800.00
		Tecnasa	30,258.04
<b>Paraguay</b>			
	Edp Eq. & Installment	Parasoft	365,975.51
	Edp Eq. & Installment	Ibm	351,396.43
	Edp Eq. & Installment	Data Systems	298,215.00
	Edp Eq. & Installment	Datalab	257,535.00
	Construction	Aponte La Torres	140,378.81
	Consultant Services	Price Waterhouse	132,000.00
	Construction	Termeco	127,727.00
	Construction	Felipe Aghemo	122,589.50
	Consultant Services	Kreidler Y Cia. Ltda.	98,637.00
	Construction	Ksv Ingenieria	83,077.54
	Consultant Services	Diamante S.a.	68,200.00
	Consultant Services	Cepei	62,000.00
	Construction	C.g.i.	60,171.00
	Edp Eq. & Installment	Datalab	59,085.00
	Construction	Tecno Electric	58,920.00
	Construction	La Alpaca	46,265.00
	Edp Eq. & Installment	Parasoft	39,240.00
	Edp Eq. & Installment	Promec	33,600.00
	Construction	H. Petersen S.a.c.i.	30,739.50
	Construction	Enviromental Ingenieria	30,030.00
<b>Peru</b>			
	Fees for services rendered	The Louis Berger Group, Inc	1,999,986.00
	Consultancy Services	Orion Energy Corporation	1,396,000.00
	Consultancy Services	Benites,Mercado&Ugaz ScrI	1,200,000.00
	Consultancy Services	Banque Paribas	1,000,000.00
	Professional fees	Chroma Producciones S.a.	540,000.00
	Consultancy Services	Universidad Nac. De Ingenieria	500,100.00
	Security systems and surveillance	Proseguridad S.a.	496,306.82
	Agricultural development	Coordinadora De Ciencia Y Tecnologia En Los Andes - Cc	406,466.00
	IT Equipment/services	Bcts Busin.cons.&Techn.serv.	401,200.00
	Training Staff	Pratec	341,886.00
	Consultancy Services	Yepes Maya,Guillermo	300,000.00
	Consultancy Services	Expertise Consultores S.a.	270,213.06
	IT Equipment/services	Macrostudio S.a.	246,280.56
	Audits	Noles Monteblanco & Asoc. S.c.	241,619.04
	Consultancy Services	Gomez Arango,Bernardo	240,000.00
	Agricultural development	Instituto Nacional De Investigacion Agraria	234,387.90
	Training Course - Seminar	Inst.sup.cienc.inf.- Datatec	226,356.36
	Agricultural development	Instituto Nacional De Investigacion Agraria	216,357.42
	Training Course - Seminar	Aconsur Asesoria Consultoria	205,425.00
	Publicity	Gcg Peru S.a.c.	202,111.96
	Consultancy Services	lip Qollasuyo	200,000.00
	Fees for services rendered	Convenio Hipolito Unanue	192,100.00
	Fees for services rendered	Demoscopia S.a.	180,000.00
	Training Course - Seminar	Ceop Escuela Chio Lecca Fashion	175,009.10
	Insurance	La Positiva, Cia.de Seguros	168,639.30

**National Execution: Major Contracts for services placed during 2001**  
(Individual Contracts of USD 30,000 or more)

Country	Description of services	Name of subcontractor	Cost of contract US dollars
	Consultancy Services	Collas Dongo-soria Y Asoc.scri	165,200.00
<b>Peru (cont.)</b>			
	Training Course - Seminar	Confecciones Rabito S.r.l.	163,291.60
	Documentaries, Videos, Exhibits, Conferences	Asociacion De Comunicadores Soc. Calandria	160,894.00
	Consultancy Services	Booz-allen & Hamilton Del Peru S.a.	160,000.00
	Training Course - Seminar	Matienzo Leon,Xenia	149,727.74
	Consultancy Services	Inst.invest.amazonia Peruana	138,106.00
	Consultancy Services	Kaemingk,Jan T.	136,619.72
	Rent of furniture	Munante Puccinelli De Ramirez,Lyly	136,500.00
	Construction	Cossio López,Roberto Alfonso	130,202.20
	Professional fees	Desco	126,600.00
	Audits	Portal Brown & Asociados S.c.	122,448.98
	Electric Installations design	Alpamayo Data Network S.a.c.	120,511.12
	Consultancy Services	Centr.des.fomento Autoayuda Cedefoa	120,000.00
	Training Course - Seminar	Senati	118,387.46
	Training Staff	Pratec	118,164.00
	Remodeling	Uzategui Telleria,Lucila C.	116,053.66
	Consultancy Services	Metrica S.a.	113,280.00
	Consultancy Services	Institut Fur Market Und Motivforschung	111,300.00
	Remodeling	Universidad Nac. De Ingenieria	105,315.28
	Consultancy Services	Ccr S.a.	103,840.00
	Training Course - Seminar	Ceo Parroquial San Pedro	101,348.48
	Leasing	Camet Piccone,Fernando	100,800.00
	Consultancy Services	Tironi & De La Flor S.a.	100,000.00
	Consultancy Services	Estudio Javier De Belaunde Abogados	100,000.00
	Telecommunications	Cosapi Data S.a.	97,940.00
	Professional fees	Desco	96,800.00
	Training Course - Seminar	Inpet	96,068.04
	Consultancy Services	Univ.nacional San Agustin	90,000.00
	Consultancy Services	Vila Naranjo & Asociados	87,829.76
	Leasing	Latino Sur S.a.c.	84,960.00
	Professional fees	Desco	82,000.00
	Consultancy Services	Apoyo Comunicaciones S.a.	80,000.00
	Consultancy Services	Cons.benites,Mercado & Ugaz	80,000.00
	Consultancy Services	Sase Seg.analisis Y Eval.p/Des	78,880.00
	Promotional brochure	Graphostudio S.a.c.	77,880.00
	Consultancy Services	Deloitte & Touche	77,880.00
	Consultancy Services	Lohv Consultores E.i.r.l.	75,044.80
	Training Course - Seminar	Unmsm - Fac.ing.industrial	72,389.92
	Consultancy Services	Latin Pacific Capital S.a.	72,000.00
	Restoration	Universidad Nac. De Ingenieria	71,222.08
	Consultancy Services	Maximixe Consult S.a.	70,800.00
	Consultancy Services	Apoyo Consultoria S.a.	70,800.00
	Training Course - Seminar	Samanamud Vargas,Myriam	70,259.10
	Training Course - Seminar	I.s.t.p. Enrique Lopez Albuja	68,468.18
	Consultancy Services	Consejo Nacional De Tasaciones	67,801.26
	Remodeling	Invest.y Consult.mercadeo S.a.c.	66,611.00
	Training Course - Seminar	Imp.y Exp.confec.astral S.a.	66,503.08
	Training Course - Seminar	Asoc.civil Americana Cusco	64,089.64
	Printing Services	Cent.mujer Per.flora Tristan	63,760.84
	Communications security systems	Cent.mujer Per.flora Tristan	63,760.84
	Training Course - Seminar	C.e.o.egotec E.i.r.l.	61,189.54
	Training Course - Seminar	Aconsur Asesoría Consultoria	60,600.38
	Consultancy Services	Cipca - Administracion	60,000.00
	Portable water and drains	Saipe -serv.agrop.para La Invest. Y Prom.econ.	59,753.34
	Portable water and drains	Saipe -serv.agrop.para La Invest. Y Prom.econ.	59,711.94
	Remodeling	Uzategui Telleria,Lucila C.	59,360.00
	Instalaciones electricas/disenio	Ibm Del Peru S.a.c.	59,080.84
	Consultancy Services	Desco	58,800.00
	Electric Installations design	Ibm Del Peru S.a.c.	58,287.06
	Professional fees	Allemant Hernandez,Pricillia	57,061.12
	Training Course - Seminar	Ceo Virgen Del Carmen	56,967.76
	Training Course - Seminar	Inst. De Capacitacion Y Desarrollo Icade	56,898.96
	Training Course - Seminar	Ceo Micaela Bastidas	56,839.10
	Training Course - Seminar	Inst.sup.cienc.inf.- Datatec	56,589.10
	Consultancy Services	Apoyo Consultoria S.a.	53,693.18
	Restoration	Proterm S.a.	50,001.22
	Consultancy Services	Apoyo Consultoria S.a.	50,000.00
	Construction	Universidad Nac. De Ingenieria	49,930.38
	Training Course - Seminar	Diaconia-as.ev.lut.ay.des.com	49,881.82
	Remodeling	Instaplac S.a.	49,651.28
	Professional fees	Desco	49,200.00
	Consultancy Services	Saipe -serv.agrop.para La Invest. Y Prom.econ.	48,926.64

**National Execution: Major Contracts for services placed during 2001**  
(Individual Contracts of USD 30,000 or more)

Country	Description of services	Name of subcontractor	Cost of contract US dollars
	Consultancy Services	Minka	48,701.94
<b>Peru (cont.)</b>			
	Consultancy Services	Macroconsult S.a.	48,000.00
	Consultancy Services	Axis Consultores En Diseno S.a.c.	47,200.00
	Training Course - Seminar	Ceo Emilio Del Solar S.r.l.	46,794.96
	Agricultural development	Asociacion Arariwa	46,392.74
	Insurance	La Positiva, Cia.de Seguros	45,726.00
	Training Course - Seminar	Creaciones Yolanda	45,692.78
	Consultancy Services	Org. De Aviacion Civil Internacional- Oaci	45,400.00
	Remodeling (Paint,Cleaning,Airconditioning.)	Instaplac S.a.	45,028.58
	Consultancy Services	Sase Seg.analisis Y Eval.p/Des	44,674.00
	Training Course - Seminar	Ceop Escuela Chio Lecca Fashion	43,752.28
	Training Course - Seminar	Ceo Maria Reina De Los Apostoles	43,636.36
	Training Course - Seminar	I.s.t. San Jose Oriol	43,039.56
	Documentaries, Videos, Exhibits, Conferences	Urpi Producciones Cinematografia S.a.	42,786.62
	Security systems and surveillance	Ervisa S.a.c.	42,540.34
	Consultancy Services	Consecom S.a.c	42,480.00
	Training Course - Seminar	Idesi-aso.nac.ins.desa.sec.inf	41,352.14
	Consultancy Services	Proy.esp.titul.tierras Y Cat.rural	41,202.84
	Training Course - Seminar	Ceo Promae Magdalena	41,118.20
	Training Course - Seminar	Universidad Nacional De Piura	41,021.50
	Consultancy Services	Cia.peruana Inv.de Mercado S.a	39,176.00
	Printing Services	Grafica Biblos S.a.	38,656.80
	Consultancy Services	Instituto Cuanto	38,418.00
	Training Course - Seminar	I.s.t. San Jose Oriol	38,412.80
	Training Course - Seminar	Matienzo Leon,Xenia	37,963.64
	Consultancy Services	Estudio Ore Guardia Scrl	37,760.00
	Training Course - Seminar	Colegio Presentacion De Maria No.41	37,008.40
	Consultancy Services	Maples And Calder	36,996.00
	Consultancy Services	Sase Seg.analisis Y Eval.p/Des	36,782.00
	Training Course - Seminar	Sencico - Piura	36,520.48
	Agricultural development	Centro De Servicios Agropecuarios	35,168.00
	Consultancy Services	Apoyo Comunicaciones S.a.	34,650.00
	Fees for services rendered	Serv. Y Mant.gener.s.a. - Sermage	34,416.00
	Training Course - Seminar	Instituto De Defensa Legal	34,000.00
	Consultancy Services	Expertise Consultores S.a.	33,776.64
	Remodeling	Hermanos Asto E.i.r.l.	33,600.00
	Training Course - Seminar	Inv.macchupicchu Export Eirl	33,098.04
	Remodeling	Uzategui Telleria,Lucila C.	32,883.40
	Professional fees	Desco	32,800.00
	Printing Services	Servicios Graficos 2001 S.r.l.	31,667.62
	Communications security systems	Servicios Graficos 2001 S.r.l.	31,667.62
	Economic and social development	Saipe -serv.agrop.para La Invest. Y Prom.econ.	31,500.00
	Consultancy Services	Imasen S.a.	31,394.86
	Fees for services rendered	Estudios De Marketing Deneb S.r.l.	30,547.84
	Documentaries, Videos, Exhibits, Conferences	Canal Uno S.a.c.	30,355.60
	Training Course - Seminar	Senati	30,017.28
	Consultancy Services	Instituto De Desarrollo Kausay	30,000.00
<b>Philippines</b>			
	Packaging and Production Training Materials	Kadena Press Foundation, Inc.	95,488.20
	N/A	Navigant Consulting Inc.	92,866.00
<b>Poland</b>			
	Improve development	Umbrella Association of Consultants	502,893.00
<b>Portugal</b>			
	Study and Educational needs	Celso/Ceta	140,592.00
<b>Romania</b>			
	Constructions Services	Rep. Cons. Vodica S.r.l.	135,842.00
	Constructions Services	Edicon	114,287.00
	Constructions Services	Tran Construct '94	85,575.00
<b>Russian Federation</b>			
	Medical equipment procurement	Komimed Zao	2,103,661.00
	Repair & construction works	Stroydialgroup	848,700.00
	Consultancy services	Vash Fin Popechitel Moskva	95,619.00
	Consultancy services	Ooo Proekt-I	53,670.00
	Consultancy services	Media-service	39,570.00
	Consultancy services	Media-service	32,020.00
	Medical equipment procurement	Infomedai Ltd.	30,150.00
	Consultancy services	Transport Infrast Res Center	30,000.00
<b>Saudi Arabia</b>			
	Advisory Services to Mofa	A. Al Tubaib	60,000.00
<b>Spain</b>			
	Study	Gesaworld	119,700.00
	Study	Luis Fernandez Coronado	90,000.00

**National Execution: Major Contracts for services placed during 2001**  
(Individual Contracts of USD 30,000 or more)

Country	Description of services	Name of subcontractor	Cost of contract US dollars
	Consulting firm	Escan	66,000.00
<b>Spain (cont.)</b>			
	Consulting firm	Escan	52,000.00
<b>Sweden</b>			
	Service contract	Research on experience & organization,	262,000.00
<b>Tanzania</b>			
	Professional Services	Fredka International Limited	74,682.00
	Establishing Tanzania On-line Website	Economic Social Research Foundation (esrf)	65,000.00
	Professional Services	University Consultancy Bureau	41,614.65
	Identify policy gaps and guidelines for planning and budgeting	Economic Social Research Foundation (esrf)	33,794.00
<b>Thailand</b>			
	Printing and binding services (01-06/2002)	Phongwarin Printing Ltd	69,600.00
<b>Turkmenistan</b>			
	Computer Equipment	Altyn Gysh	75,809.00
	Communication Equipment	Energya Telecom	59,500.00
<b>United Kingdom</b>			
	Environmental Management National Program	Hts Development Ltd & Mustonen, C.xa.	630,306.00
	Service Contract	Research On Experience Of Organization,	299,000.00
	Value For Money Audit Of Two Government Organisations.	Helm Corporation, Northern Ireland	125,000.00
	Advisory To Arce	National Economic Research Associates - Nera	97,900.00
	Consulting Services	Oxera - Oxford Economic Research Associates Ltd.	48,440.00
	External Audit	Grant Thornton Indonesia	36,957.10
<b>UAE</b>			
	Greenery/Drainage Equipment	Mobilis	41,485.00
<b>Uruguay</b>			
	Ministry of Health reorganization	PricewaterhouseCoopers	344,200.00
	Neighborhood development low income sectors	Centro Latinoamericano de Economía Humana	141,000.00
	Neighborhood development low income sectors	Cooperativa Ciudad y Region	106,000.00
	Neighborhood development low income sectors	Diagonal Urbana	92,000.00
	Neighborhood development low income sectors	Instituto Intec	86,000.00
	Neighborhood development low income sectors	Villa Guadalupe	83,000.00
	Police image promotion in country	Notable Publicidad	81,250.00
	Neighborhood development low income sectors	Gta	55,800.00
	Auditing services to Projects	Tea Deloitte & Touche	37,000.00
<b>USA</b>			
	Maritime Platform Survey	Thales Geosolutions (Pacific) Inc.	3,978,159.00
	Acquisition Of A Functional Identification Integrated System	American Bank Note Company	2,641,078.33
	Hardware Supply And Services	Unisys	2,240,618.57
	Rating Of Financial Institutions Project	Arthur Andersen	1,516,454.00
	Acquisition Of A Solution	Unisys	952,600.00
	Integrated Net Solution	Computer Associates	659,799.00
	Economic/Fiscal Analysis /Environment Area	Abt Associates Inc. Y Agrofora, S.a.	524,527.00
	Project Execution	Mercy Corps Intenational	500,000.00
	Study	Financial Markets International	491,909.50
	Provision Of A Storage And Documents' Consulting System	Unisys	448,000.00
	Diagnosis Of Human Resources Efficiency	Arthur Andersen	388,187.00
	Execution Of Cable Services	Xerox	286,551.90
	Implantation Of A Corporative Network	Xerox	234,580.46
	Health Sector Basic Packet	Save The Children	160,262.74
	Call Center Adaptation	Ericsson Enterprise Systems	159,600.00
	Carry Out A Research	Kpmg Consulting	155,000.00
	Acquisition Of Control System .	Banking Solutions	126,862.40
	Analysis Of Contributors Fiscal And Tributary Behavior	Kpmg Consulting	119,800.00
	Training/Hospitals' Administrative Personnel	Arturo Sanchez	95,920.00
	Basic Management Courses	International Consulting & Training For Productivity	94,960.00
	Analyses And Evaluation of Technological Environment	Gartner Group	81,852.94
	Basic Management Courses	International Consulting & Training For Productivity	71,220.00
	Service Contract	Slection Of Intern.institution For Evaluation	70,000.00
	Planning And Design Of Pronacom's Micronet.	Microsoft De Guatemala	62,370.00
	Legal Framework/Environment Management	Abt Associates Inc. Y Agrofora, S.a.	59,779.00
	Health Sector Reform/Courses	International Consulting & Training For Productivity	59,350.00
	Licenses For Software Use	Grow	48,871.79
	Subscription Renewal	Ecri	37,309.75
	Upgrade Of Existing Hardware	Hewlett Packard	37,251.37
	Professional Services	Dr.suresh Hurry	36,717.00
	Professional Services	International Executive Service Corps. (lesc)	36,211.66
	Rental Of Exhibit Space Pavilion	Nasft -	31,517.46
<b>Uzbekistan</b>			
	Installation of hand pumps	Uzgidrogeologia	98,000.00
<b>Venezuela</b>			
	Consultancy	Instituto De Mecánica De Fluidos	87,750.00
	Evaluative study	Instituto Nacional De Geología Y Minería (Ingeomín)	83,086.02
	Audit	Jcl Consultores	67,106.55



**National Execution: Major Contracts for services placed during 2001**  
**(Individual Contracts of USD 30,000 or more)**

<b>Country</b>	<b>Description of services</b>	<b>Name of subcontractor</b>	<b>Cost of contract US dollars</b>
	Design of seismic	Fundación Venezolana De Investigaciones Sismológicas	60,037.98
<b>Venezuela (cont.)</b>			
	Consultancy	Hidroclimec, C.a.	37,127.54
	Consultancy - Public Administration	Bello Ingeniería, S.a.	35,511.36
	Audit - Health project	Lara Marambio, Fernandez Machado Y Asociados	32,991.15
	Consultancy	Pigarca, C.a.	31,269.79

# PROJECT PERSONNEL

UNPD Funding



## SUMMARY OF PROJECT PERSONNEL BY NATIONALITY : 2001

UNDP FUNDING COUNTRY	(USD Thousand)											
	Int'l. Experts			National Experts			UN Volunteers			Fellowships		
	Total	Female	Cost	Total	Female	Cost	Total	Female	Cost	Total	Female	Cost
AFGHANISTAN	7		53.35	52	5	854.60	1		9.70	2		0.42
ALBANIA			5.55	4	1	24.24				2		6.46
ALGERIA	1	1	52.82	30	1	111.58	2		21.69	88	3	27.38
ANDORRA										1		1.39
ANGOLA	1		3.60	72		415.07				6	2	13.33
ANTIGUA & BARBUDA						82.14						
ARGENTINA	73	11	1,588.01	2,480	992	35,121.33				37	11	97.23
ARMENIA	2		0.34	255	69	315.91				2		6.46
AUSTRALIA	55	5	1,062.77				2	1	42.23	31	7	129.14
AUSTRIA	9		276.47							17	3	104.24
AZERBAIJAN	1		18.41	118	40	341.35				2		6.46
BAHAMAS												
BAHRAIN	3		136.00	3	1	30.00				1		1.16
BANGLADESH	14	1	323.58	650	118	3,078.22	9		64.73	50	8	89.34
BARBADOS				1	1	98.98				1		0.75
BELARUS	5	1	8.81	266	90	283.93				1		1.82
BELGIUM	16	2	434.12				9	2	209.81	6	2	21.12
BELIZE				1		18.00				5	2	110.78
BENIN	12	2	336.62	39	8	274.22	12	2	51.71	10		16.03
BHUTAN				3	2	24.75						
BOLIVIA	21	3	492.58	311	82	3,493.42	1		6.36	8	3	7.22
BOSNIA AND HERZEGOVINA				162	41	1,510.15						
BOTSWANA				14	4	163.67	8	5	42.70	5	4	20.86
BRAZIL	77	15	781.97	7,971	3,714	66,982.16	1		28.63	3,629	651	16,949.98
BRUNEI DARUSSALAM												
BULGARIA	7	1	50.10	423	198	788.57				36	23	8.04
BURKINA FASO	9	1	52.07	9	3	162.00				37	9	84.02
BURUNDI				18	2	93.49	1	1	24.18	19	4	126.96
CAMBODIA				241	36	2,021.72				8		11.16
CAMEROON	4		299.18							9	3	30.74
CANADA	78	6	1,728.18				1		7.75	53	18	173.02
CAPE VERDE	6		129.25							8	2	16.56
CENTRAL AFRICAN REPUBLIC	3	3	223.77	3	1	54.00				8	1	32.76
CHAD				38	10	236.70	10	1	91.41	25	8	41.61
CHILE	66	18	943.13	584	273	2,934.72	1	1	4.82	39	9	42.74
CHINA										25	3	65.84
COLOMBIA	55	13	728.58	2,581	1,153	19,383.04				12	4	16.69
COMOROS										1	1	2.25
CONGO	3			23	8	206.58				6	1	16.23
CONGO, DEM. REP.	1		14.20	1		15.00	4	2	88.73	77	11	46.13
COSTA RICA	46	14	272.13	1		18.00	1		9.54	16	9	25.80
COTE D'IVOIRE	4		40.02	85	23	691.33	3		47.77	17	1	33.93
CROATIA				2		9.65				2	1	6.46
CUBA	17	2	326.67				1	1	10.46	11	3	20.84
CYPRUS				1		18.00						
CZECH REPUBLIC										1	1	3.36
DENMARK	13	3	137.77							9	4	11.42
DJIBOUTI				7	3	94.16				5		12.71
DOMINICA						142.20						
DOMINICAN REPUBLIC	5	2	76.55	117	56	1,876.56				1		1.95
DPR KOREA										12	1	104.04
ECUADOR	29	1	888.00	289	127	1,998.83	1		40.00	15	2	24.94
EGYPT	5	1	344.37	551	264	8,834.24	1	1	3.39	29	1	110.00
EL SALVADOR	26	6	175.40	262	114	2,850.04	1	1	38.17	7	1	50.86
EQUATORIAL GUINEA				6		56.30						
ERITREA				20	1	75.05	1		9.28	23	6	29.35
ESTONIA												
ETHIOPIA	5			169	32	163.83	3	1	60.40	21	7	71.84
FIJI				1		9.00				1	1	3.96
FINLAND	2	1	61.83				2	2	70.93			
FRANCE	103	13	1,312.73							111	19	477.33
GABON										4	1	10.72
GAMBIA	4	2		17	4	173.61	5	1	120.81	42	13	97.66
GEORGIA	5	1	30.91	95	34	588.34				8	2	28.04
GERMANY	43	6	558.88				2		100.17	41	7	130.99
GHANA	9	1	45.01	57	9	496.19	2	1	43.83	26	8	78.56
GREECE												
GRENADA						22.32				1		1.30
GUATEMALA	10	4	232.68	1,522	490	11,807.77	2		19.50	1		1.57
GUINEA	5		35.29	47	6	300.30	1		23.39	23	4	80.47
GUINEA-BISSAU				10	1	94.21				10	1	21.00
GUYANA	3	3	22.45	169	58	583.15						
HAITI	1		3.46	57	12	404.56						
HONDURAS	6		114.47	300	116	1,501.53	18	5	64.85	13	9	2.97
HUNGARY	1		7.79									
ICELAND												
INDIA	301	37	1,771.26	854	278	6,992.27	15	4	158.94	1,702	854	547.62
INDONESIA	2	1	35.13	193	74	1,269.38	6	3	20.80	17	4	8.12
IRAN (ISLAMIC REPUBLIC OF)	1			118	27	218.33				4	2	18.55
IRAQ	5	2	13.66	1		5.05						
IRELAND	10	3	239.66				1		2.32			
ISRAEL	1	1	10.00							5		28.13
ITALY	21	1	176.91	2	1	103.55	5	2	59.32	38	5	179.17
JAMAICA	2	1	9.42				1	1	11.37			
JAPAN	10	7	75.78				10	6	123.87	26	6	66.29

## SUMMARY OF PROJECT PERSONNEL BY NATIONALITY : 2001

UNDP FUNDING COUNTRY	(USD Thousand)											
	Int'l. Experts			National Experts			UN Volunteers			Fellowships		
	Total	Female	Cost	Total	Female	Cost	Total	Female	Cost	Total	Female	Cost
JORDAN	2			7		150.27			40.00	12		40.20
KAZAKHSTAN	3		3.48	94	52	493.40	4		16.44	11	3	29.55
KENYA	9	2	127.39	36	10	570.80	45	16	386.62	34	5	90.93
KIRIBATI										3	3	11.88
KUWAIT												
KYRGYZSTAN	5	3	9.51	150	47	380.13	41	22	139.50	8	1	25.92
LAO P.D.R.	1									2		
LATVIA	2	1	11.49	25	13	469.01				6	2	3.87
LEBANON	2	1	231.86	138	56	2,139.27	8	5	43.89	14	3	95.87
LESOTHO				2	1	8.25				4	3	9.61
LIBERIA				14	6	173.51	1		26.48	8		34.70
LIBYAN ARAB JAMAHIRIYA				2		27.20				3	1	138.76
LIECHTENSTEIN												
LITHUANIA	9	2	32.14	23	16	146.80						
LUXEMBOURG												
MACEDONIA (TFYR)	3	1	15.10	41	13	173.06				2	1	6.46
MADAGASCAR	1		5.78	337	96	1,540.17	2	1	46.94	890	300	148.01
MALAWI				2		2.00				13	4	31.89
MALAYSIA	22	6	440.28	20	6	196.20	1	1	31.78	32	11	116.93
MALDIVES										1		5.91
MALI	8		50.26	128	32	2,225.64				25	3	54.60
MALTA	1											
MARSHALL ISLANDS												
MAURITANIA	5			12	4	175.10				9		21.24
MAURITIUS	1		21.28	1	1	18.00				5	3	26.20
MEXICO	13	1	253.19	6	3	83.99				14	5	41.31
MICRONESIA (FED. STATES OF)										3	1	11.88
MOLDOVA (REPUBLIC OF)				695	328	481.70				2,517	1,357	85.06
MONACO	1		6.00									
MONGOLIA				80	36	254.20	5	5	78.21	60	13	215.22
MOROCCO	1			57	16	331.38				19	1	52.66
MOZAMBIQUE	2	1	9.88	116	35	843.41				6		13.15
MYANMAR	2	1		1		18.00	2		18.85			
NAMIBIA										21	8	25.18
NAURU												
NEPAL	13	1	228.52	290	46	3,258.21	8		90.49	19	1	81.65
NETHERLANDS	37	7	673.32				4	1	112.72	149	29	476.94
NEW ZEALAND	13	1	220.76							4	1	27.53
NICARAGUA	11	1	18.33	4	1	38.15						
NIGER				160	29	920.80	1		57.02	27	5	58.57
NIGERIA	5	1	82.75	81	9	759.31	5	2	88.12	195	57	112.02
NORWAY	12	2	202.65				1	1	25.90	2		6.25
OMAN												
PALAU				1		18.00				7	1	28.73
PAKISTAN	4	1	135.19	492	95	2,855.08	2		29.82	9	2	42.59
PANAMA	6		33.74	1,104	397	3,257.56				15	5	46.89
PAPUA NEW GUINEA				4		57.35						
PARAGUAY	5	1	109.30	1,078	731	7,448.58						
PERU	41	7	634.38	1,549	418	19,981.13	15	7	130.60	5,896	1,771	887.86
PHILIPPINES	20	8	164.42	19	9	75.30	5	1	58.45	440	147	202.29
POLAND	5		43.57	55	14	230.30	54	14	212.30	5	2	6.24
PORTUGAL	19	5	201.09							7	3	82.40
QATAR												
REPUBLIC OF KOREA				9	4	120.36				13	3	30.36
ROMANIA	27	8	115.32	148	72	253.28	1	1	45.01	160	61	65.34
RUSSIAN FEDERATION	5		12.86	284	142	948.02	2		10.73	73	40	73.35
RWANDA	3		75.60	21	2	94.50	1		40.00	12	5	23.23
SAMOA												
SAN MARINO												
SAO TOME & PRINCIPE	2		9.94	3	2	13.13				3	1	10.11
SAUDI ARABIA				23	5	420.06				1		3.20
SENEGAL	16		468.11	33	2	642.10	4	1	118.60	112	40	178.16
SEYCHELLES												
SIERRA LEONE	4		214.14	66	12	896.19	1		40.00	4	2	15.80
SINGAPORE										19	4	32.24
SLOVAKIA	2	1								12	3	8.89
SLOVENIA										5	3	7.38
SOLOMON ISLANDS				3	2	54.00						
SOMALIA	4		58.67	25	1	261.50				2	1	3.58
SOUTH AFRICA	14	4	96.27	6	5	68.96	1		1.65	1,864	709	143.32
SPAIN	92	10	1,356.27	2	1	28.58	8	4	217.21	40	12	126.12
SRI LANKA	5		332.11	19	3	307.05	21	9	188.45	23	7	96.71
ST KITTS & NEVIS						27.88						
ST. LUCIA						93.65						
ST. VINCENT & THE GRENADIN						12.00						
SUDAN	6		101.48	18		309.20	2	1	43.24	11	3	21.49
SURINAME				2	1	6.66						
SWAZILAND				28	13	150.41				7	3	6.47
SWEDEN	18	7	125.02							20	8	85.27
SWITZERLAND	4	1	56.51				1	1	2.56	16	2	6.82
SYRIAN ARAB REPUBLIC										1		5.20
TAJIKISTAN				63	9	483.41				331	154	52.39
THAILAND	3	1	26.50	13	4	60.48				136	19	234.07
TOGO	1			34	8	212.00	11	5	61.00	20	2	57.90
TONGA										1		6.46

## SUMMARY OF PROJECT PERSONNEL BY NATIONALITY : 2001

UNDP FUNDING											(USD Thousand)		
COUNTRY	Int'l. Experts			National Experts			UN Volunteers			Fellowships			
	Total	Female	Cost	Total	Female	Cost	Total	Female	Cost	Total	Female	Cost	
TRINIDAD & TOBAGO	4	2	34.54	14	8	156.66				1		0.76	
TUNISIA	6	1	41.40	46	9	235.00				11	4	17.24	
TURKEY	6	2	69.75	155	51	916.64	1		2.08	4	2	11.48	
TURKMENISTAN				51	25	195.63				2	1	6.46	
UNITED ARAB EMIRATES										1		14.40	
UGANDA	4	2	21.00	1	1	18.00	6	3	124.65	16		78.33	
UKRAINE	3		10.15	10	7	58.26	1	1	6.67	19	12	4.92	
UNITED KINGDOM	109	11	16,690.50				7	3	61.99	57	18	846.19	
UNITED REP. OF TANZANIA	2		56.33	164	39	1,026.79	5		139.18	49	8	76.34	
URUGUAY	23	2	452.95	731	238	12,502.22				10	2	12.63	
USA	177	44	3,097.75	2	1	5.94	2	1	53.15	187	63	6,813.04	
UZBEKISTAN				258	72	385.71	1	1	23.67	3	2	6.54	
VANUATU													
VENEZUELA	15	4	435.87	330	179	5,279.43				3		8.45	
VIET NAM	4	2	8.85	228	69	299.57	2	1	0.36	122	30	615.85	
YEMEN				50	3	791.49				7		17.92	
YUGOSLAVIA				11	2	123.41							
ZAMBIA	2						1		20.43	7	4	17.09	
ZIMBABWE	24	1	152.36	22	11	797.85	12	3	25.73	86	25	393.25	
<b>SUB-TOTAL</b>	<b>2,093</b>	<b>353</b>	<b>44,847.60</b>	<b>31,003</b>	<b>12,106</b>	<b>258,574.48</b>	<b>439</b>	<b>155</b>	<b>4,594.04</b>	<b>20,477</b>	<b>6,770</b>	<b>34,247.91</b>	
UNSPECIFIED COUNTRIES	7	1	14.20	33	8	524.02				2	1	54.69	
GLOBAL PROJECTS	116	68		25	14	310.85	3		75.36				
INTERREGIONAL PROJECTS	64	27		6	1	99.65	3	2	73.04				
ARAB COUNTRIES				1	1	18.00							
AFRICAN COUNTRIES				65	11	742.16							
ASIAN COUNTRIES				35	9	506.10							
EUROPEAN COUNTRIES	31	13	82.90	28	10	340.05							
LATIN AMERICA AND THE CARIB	1		31.54	9	4	120.50							
<b>GRAND-TOTAL</b>	<b>2,312</b>	<b>462</b>	<b>44,976.23</b>	<b>31,205</b>	<b>12,164</b>	<b>261,235.80</b>	<b>445</b>	<b>157</b>	<b>4,742.44</b>	<b>20,479</b>	<b>6,771</b>	<b>34,302.60</b>	
<b>INDUSTRIALIZED COUNTRIES:</b>	<b>848</b>	<b>136</b>	<b>28,718</b>	<b>290</b>	<b>145</b>	<b>1,086</b>	<b>57</b>	<b>24</b>	<b>1,101</b>	<b>893</b>	<b>247</b>	<b>9,866</b>	
Percentage	36.68%	29.36%	63.85%	0.93%	1.19%	0.42%	12.81%	15.29%	23.21%	4.36%	3.65%	28.76%	
<b>DEVELOPING COUNTRIES/ ECONOMIES IN TRANSITION:</b>	<b>1,277</b>	<b>325</b>	<b>16,244</b>	<b>30,882</b>	<b>12,011</b>	<b>259,626</b>	<b>388</b>	<b>133</b>	<b>3,642</b>	<b>19,584</b>	<b>6,523</b>	<b>24,382</b>	
Percentage	55.23%	70.42%	36.12%	98.96%	98.74%	99.38%	87.19%	84.71%	76.79%	95.63%	96.34%	71.08%	
<b>ARAB STATES</b>	<b>35</b>	<b>6</b>	<b>980</b>	<b>959</b>	<b>360</b>	<b>13,758</b>	<b>13</b>	<b>7</b>	<b>152</b>	<b>205</b>	<b>17</b>	<b>562</b>	
Percentage	1.51%	1.30%	2.18%	3.07%	2.96%	5.27%	2.92%	4.46%	3.21%	1.00%	0.25%	1.64%	
<b>AFRICAN COUNTRIES</b>	<b>169</b>	<b>20</b>	<b>2,570</b>	<b>1,960</b>	<b>441</b>	<b>15,571</b>	<b>146</b>	<b>45</b>	<b>1,781</b>	<b>3,794</b>	<b>1,274</b>	<b>2,497</b>	
Percentage	7.31%	4.33%	5.71%	6.28%	3.63%	5.96%	32.81%	28.66%	37.55%	18.53%	18.82%	7.28%	
<b>ASIA &amp; PACIFIC</b>	<b>399</b>	<b>59</b>	<b>3,519</b>	<b>3,326</b>	<b>823</b>	<b>22,548</b>	<b>77</b>	<b>24</b>	<b>751</b>	<b>2,711</b>	<b>1,115</b>	<b>2,582</b>	
Percentage	17.26%	12.78%	7.82%	10.66%	6.77%	8.63%	17.30%	15.29%	15.83%	13.24%	16.47%	7.53%	
<b>EUROPE &amp; CIS</b>	<b>118</b>	<b>34</b>	<b>515</b>	<b>3,133</b>	<b>1,204</b>	<b>9,011</b>	<b>103</b>	<b>39</b>	<b>446</b>	<b>3,139</b>	<b>1,631</b>	<b>388</b>	
Percentage	5.10%	7.37%	1.15%	10.04%	9.90%	3.45%	23.15%	24.84%	9.40%	15.33%	24.08%	1.13%	
<b>LATIN AMERICA &amp; THE CARIBE</b>	<b>556</b>	<b>111</b>	<b>8,659</b>	<b>21,473</b>	<b>9,168</b>	<b>198,327</b>	<b>43</b>	<b>16</b>	<b>364</b>	<b>9,735</b>	<b>2,487</b>	<b>18,354</b>	
Percentage	24.05%	24.05%	19.25%	68.81%	75.37%	75.92%	9.66%	10.19%	7.68%	47.54%	36.72%	53.50%	
<b>OTHERS</b>	<b>187</b>	<b>96</b>	<b>14.20</b>	<b>64</b>	<b>23</b>	<b>934.51</b>	<b>6</b>		<b>148.40</b>	<b>2</b>	<b>1</b>	<b>54.69</b>	
Percentage	8.09%	20.80%	0.03%	0.21%	0.19%	0.36%	1.35%		3.13%	0.01%	0.01%	0.16%	

# **PROCUREMENT FROM DAC MEMBER COUNTRIES**

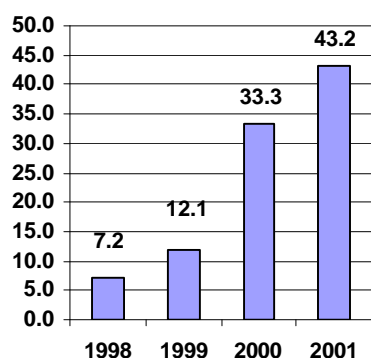


<b>Share of Total Procurement Value 2001</b>			
<b>Goods &amp; Services</b>			
UN SYSTEM	USD	43.2 mill.	0.93 %
UNDP	USD	4.5 mill.	0.47 %
<b>Contribution to UNDP Regular Resources 2001</b>			
	USD	3.4 mill.	

**1. Procurement Trend**

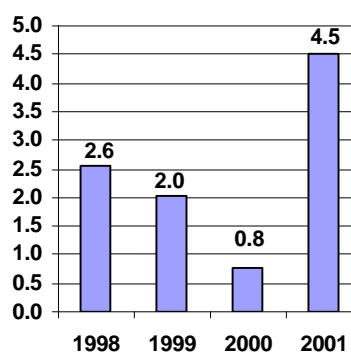
(USD Millions)

UN SYSTEM (All Sources of Funding)



	1998	1999	2000	2001
Goods	1.9	10.6	16.2	23.4
Services	5.3	1.4	17.0	19.8
<b>Total</b>	<b>7.2</b>	<b>12.1</b>	<b>33.3</b>	<b>43.2</b>

UNDP Funding



	1998	1999	2000	2001
Goods	0.1	1.9	0.5	0.7
Services	2.4	0.2	0.3	3.8
<b>Total</b>	<b>2.6</b>	<b>2.0</b>	<b>0.8</b>	<b>4.5</b>

**2. Procurement by Agency of Goods & Services**

(USD Millions)

UN/PD	29.8
WFP	6.5
DEX	3.8
UNICEF	0.6
UNOPS	0.6
NEX	0.4
IAEA	0.4
WHO	0.3
UNHCR	0.2
FAO	0.2
UNRWA	0.1
UNIDO	0.1
WIPO	0.1
UNESCO	0.1
UNFPA	0.1
<b>Total</b>	<b>43.3</b>

**3. Commonly Procured Goods & Services**

**Goods**

- Telecommunications Equipment
- Medical Equipment
- Pharmaceuticals
- Scientific Instruments
- Refrigeration Systems
- Solar Panels

**Services**

- Feasibility Studies
- Energy Planning
- Power Transmission & Distribution

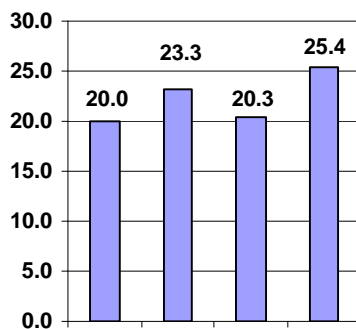


<b>Share of Total Procurement Value 2001</b>			
<b>Goods &amp; Services</b>			
UN SYSTEM	USD	25.4 mill.	0.55 %
UNDP	USD	2.4 mill.	0.26 %
<b>Contribution to UNDP Regular Resources 2001</b>			
	USD	2.8 mill.	

**1. Procurement Trend**

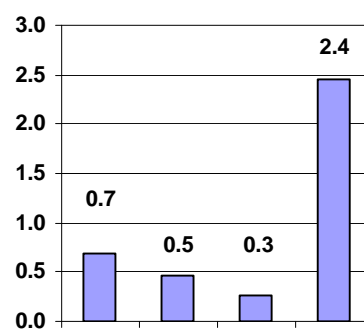
(USD Millions)

UN SYSTEM (All Sources of Funding)



	1998	1999	2000	2001
Goods	13.8	18.0	14.5	19.7
Services	6.3	5.3	5.8	5.7
<b>Total</b>	<b>20.0</b>	<b>23.3</b>	<b>20.3</b>	<b>25.4</b>

UNDP Funding



	1998	1999	2000	2001
Goods	0.4	0.5	0.2	2.4
Services	0.3	0.0	0.1	0.0
<b>Total</b>	<b>0.7</b>	<b>0.5</b>	<b>0.3</b>	<b>2.4</b>

**2. Procurement by Agency of Goods & Services**

(USD Millions)

IAEA	13.4
UNOV	4.3
UNOPS	3.7
UN/PD	2.7
FAO	0.5
UNICEF	0.3
UNRWA	0.1
DEX	0.1
NEX	0.1
Others	0.1
<b>Total</b>	<b>25.4</b>

**3. Commonly Procured Goods & Services**

**Goods**

- Pharmaceuticals
- Water Metering System
- Office Supplies
- Medical Supplies

**Services**

- Agro Forestry
- Training & Transfer of Technology
- Engineering Designs



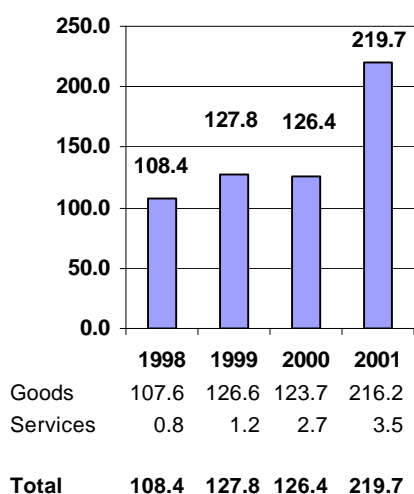


<b>Share of Total Procurement Value 2001</b>			
<b>Goods &amp; Services</b>			
UN SYSTEM	USD 219.7 mill.	4.75 %	
UNDP	USD 1.2 mill.	0.13 %	
<b>Contribution to UNDP Regular Resources 2001</b>			
	USD 22.3 mill.		

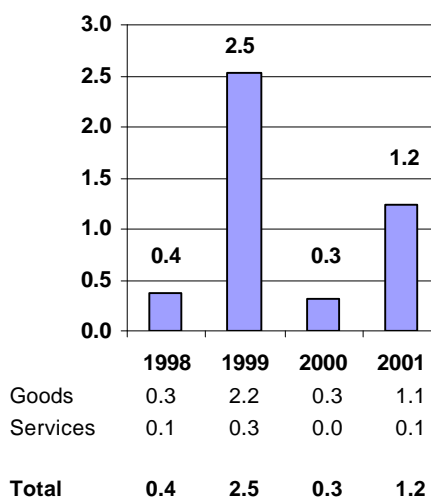
**1. Procurement Trend**

(USD Millions)

UN SYSTEM (All Sources of Funding)



UNDP Funding



**2. Procurement by Agency of Goods & Services**

(USD Millions)

UNICEF	120.0
PAHO	52.3
UNFPA	22.8
WFP	9.0
UNOPS	4.3
WIPO	3.1
FAO	2.8
UNCTAD	1.0
UN/PD	0.9
NEX	0.8
UNRWA	0.6
UNOG	0.6
WHO	0.6
IAEA	0.3
UNHCR	0.2
UNESCO	0.1
UNON	0.1
ESCWA	0.1
UNIDO	0.1
<b>Total</b>	<b>219.7</b>

**3. Commonly Procured Goods & Services**

**Goods**

- Communications Equipment
- Pharmaceuticals
- Office Supplies & Equipment
- Medical Supplies
- Water Pumps
- Water Test Kits
- Motor Vehicle Parts

**Services**

- Environmental Consultancies
- Insurance Services



**Share of Total Procurement Value 2001**

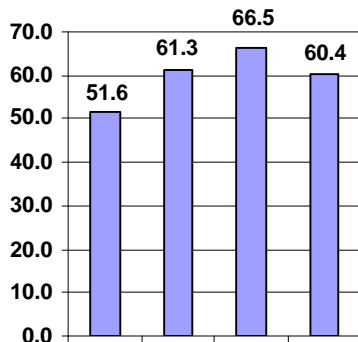
**Goods & Services**  
 UN SYSTEM USD 60.4 mill. 1.31 %  
 UNDP USD 2.9 mill. 0.30 %

**Contribution to UNDP Regular Resources 2000**  
 USD 26.9 mill.

**1. Procurement Trend**

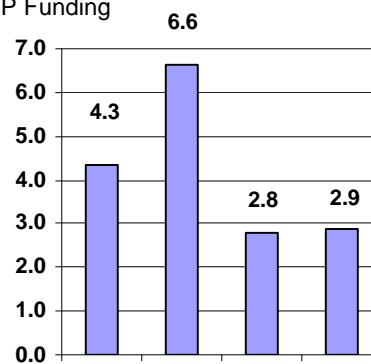
(USD Millions)

UN SYSTEM (All Sources of Funding)



	1998	1999	2000	2001
Goods	41.5	52.0	50.9	49.8
Services	10.1	9.3	15.6	10.6
<b>Total</b>	<b>51.6</b>	<b>61.3</b>	<b>66.5</b>	<b>60.4</b>

UNDP Funding



	1998	1999	2000	2001
Goods	0.8	5.3	1.4	1.7
Services	3.5	1.3	1.4	1.2
<b>Total</b>	<b>4.3</b>	<b>6.6</b>	<b>2.8</b>	<b>2.9</b>

**2. Procurement by Agency of Goods & Services**

(USD Millions)

WFP	22.7
UN/PD	13.0
UNICEF	8.6
UNFPA	6.0
IAEA	2.4
NEX	1.9
PAHO	1.7
UNOPS	0.9
UNOG	0.8
UNHCR	0.6
UNRWA	0.4
DEX	0.3
UNON	0.3
WMO	0.2
ICAO	0.2
FAO	0.1
ECA	0.1
Others	0.1
<b>Total</b>	<b>60.4</b>

**3. Commonly Procured Goods & Services**

**Goods**

- Audio Visual Equipment
- Aviation Security Equipment
- Contraceptives
- Computer Equipment
- Food Items
- Pharmaceuticals
- Water Piping

**Services**

- Air Chartering
- Energy Planning
- Printing Services
- Waste Water Treatment

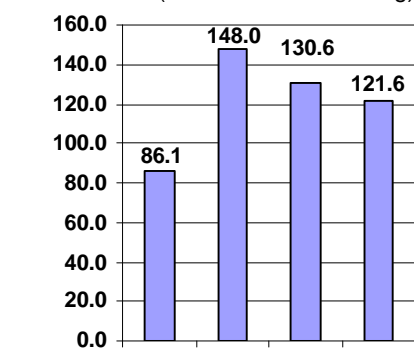


<b>Share of Total Procurement Value 2001</b>		
<b>Goods &amp; Services</b>		
UN SYSTEM	USD 121.6 mill.	2.63 %
UNDP	USD 37.2 mill.	3.92 %
<b>Contribution to UNDP Regular Resources 2001</b>		
	USD 49.3 mill.	

**1. Procurement Trend**

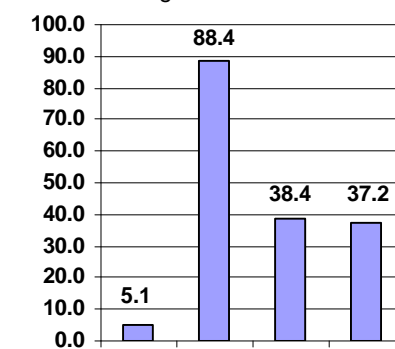
(USD Millions)

UN SYSTEM (All Sources of Funding)



	1998	1999	2000	2001
Goods	71.3	146.1	107.3	112.1
Services	14.8	2.0	23.3	9.5
<b>Total</b>	<b>86.1</b>	<b>148.0</b>	<b>130.6</b>	<b>121.6</b>

UNDP Funding



	1998	1999	2000	2001
Goods	11.8	88.2	38.3	35.8
Services	0.2	0.2	0.1	1.4
<b>Total</b>	<b>5.1</b>	<b>88.4</b>	<b>38.4</b>	<b>37.2</b>

**2. Procurement by Agency of Goods & Services**

(USD Millions)

UNICEF	35.4
DEX	33.0
WFP	16.6
IAPSO	14.3
UN/PD	8.3
UNOPS	6.7
UNHCR	4.1
NEX	2.5
UNOG	2.0
DPKO	1.9
WHO	1.7
UNRWA	1.2
FAO	0.9
UNFPA	0.7
IAEA	0.4
ECA	0.2
ITU	0.2
UNESCO	0.2
ICAO	0.1
PAHO	0.1
Others	0.1

**Total 130.5**

**3. Commonly Procured Goods & Services**

**Goods**

- Computer Equipment
- Computer Network Equipment
- Air Conditioning Equipment
- Hydraulic Equipment
- Medical Supplies
- Office Supplies
- Refrigeration Equipment

**Services**

- Environmental Consultancies
- Training of Project Personnel & Technical Assistance
- Maintenance & Repair Services
- Freight Forwarding
- Insurance

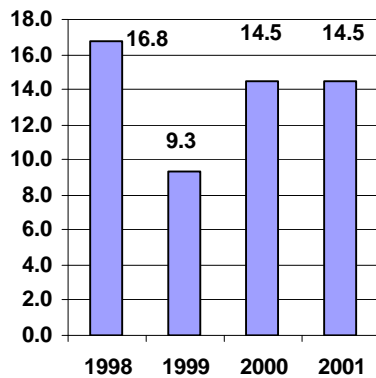


<b>Share of Total Procurement Value 2001</b>			
<b>Goods &amp; Services</b>			
UN SYSTEM	USD	14.5 mill.	0.31 %
UNDP	USD	1.6 mill.	0.17 %
<b>Contribution to UNDP Regular Resources 2001</b>			
	USD	11.2 mill.	

**1. Procurement Trend**

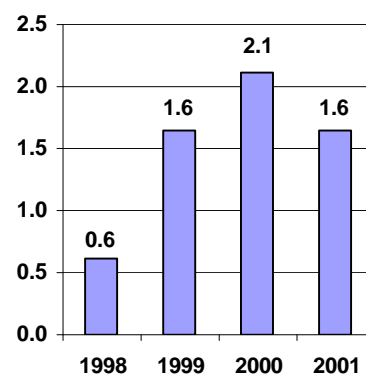
(USD Millions)

UN SYSTEM (All Sources of Funding)



	1998	1999	2000	2001
Goods	15.6	8.3	13.0	12.2
Services	1.2	1.0	1.5	2.3
<b>Total</b>	<b>16.8</b>	<b>9.3</b>	<b>14.5</b>	<b>14.5</b>

UNDP Funding



	1998	1999	2000	2001
Goods	0.6	0.9	0.9	1.6
Services	0.0	0.7	1.2	0.0
<b>Total</b>	<b>0.6</b>	<b>1.6</b>	<b>2.1</b>	<b>1.6</b>

**2. Procurement by Agency of Goods & Services**

(USD Millions)

UNFPA	4.9
UNICEF	3.3
FAO	2.2
WHO	1.5
UNOPS	0.8
UN/PD	0.7
IAEA	0.4
NEX	0.3
UNESCO	0.2
WFP	0.1
UNIDO	0.1
WMO	0.1
UNHCR	0.1
Others	0.1
<b>Total</b>	<b>14.5</b>

**3. Commonly Procured Goods & Services**

**Goods**

- Contraceptives
- Laboratory Equipment
- Medical Equipment
- Paper
- Oral Rehydration Solutions
- Refrigeration Equipment
- Water Filters

**Services**

- Printing Services
- Catering Services
- Environmental Planning

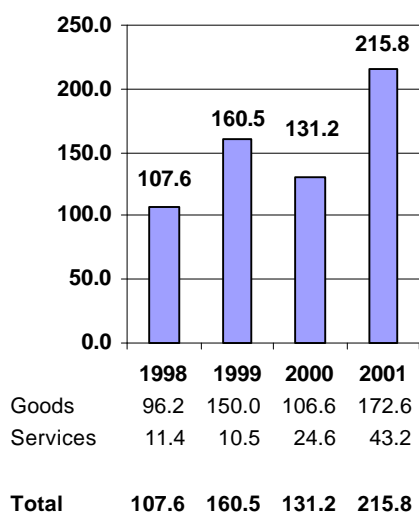


<b>Share of Total Procurement Value 2001</b>			
<b>Goods &amp; Services</b>			
UN SYSTEM	USD 215.8 mill.	4.67 %	
UNDP	USD 48.5 mill.	5.11 %	
<b>Contribution to UNDP Regular Resources 2001</b>			
	USD 14.2 mill.		

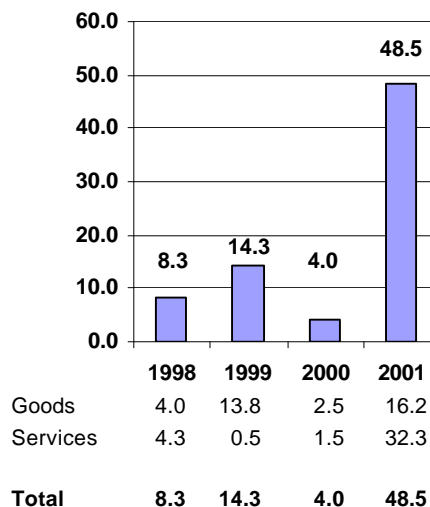
**1. Procurement Trend**

(USD Millions)

UN SYSTEM (All Sources of Funding)



UNDP Funding



**2. Procurement by Agency of Goods & Services**

(USD Millions)

UNICEF	41.4
UN/PD	35.5
DEX	32.3
ICAO	31.5
PAHO	22.9
UNOPS	6.7
WFP	6.0
FAO	5.7
IAPSO	5.5
WHO	5.1
UNRWA	4.6
NEX	3.8
UNOG	3.6
UNESCO	2.7
IAEA	2.1
WIPO	2.0
UNIDO	1.5
UNHCR	1.1
WMO	0.8
UNFPA	0.8
ILO	0.1
ESCWA	0.1

**Total 215.8**

**3. Commonly Procured Goods & Services**

**Goods**

- Aviation Supplies
- Chemicals
- Electrical equipment
- Food Items
- Pharmaceuticals
- Vehicles
- Water Pumps

**Services**

- Management Consultancies
- EDP Counsultancies
- Environment & Industrial Pollution Counsultancies
- Printing Services



**Share of Total Procurement Value 2001**

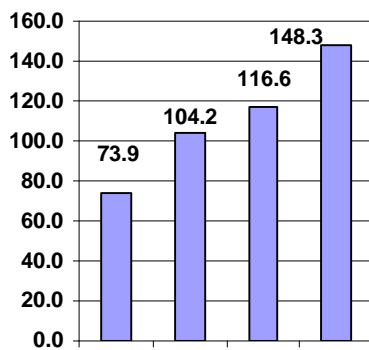
**Goods & Services**  
 UN SYSTEM USD 148.3 mill. 3.21 %  
 UNDP USD 69.9 mill. 7.36 %

**Contribution to UNDP Regular Resources 2001**  
 USD 21.5 mill.

**1. Procurement Trend**

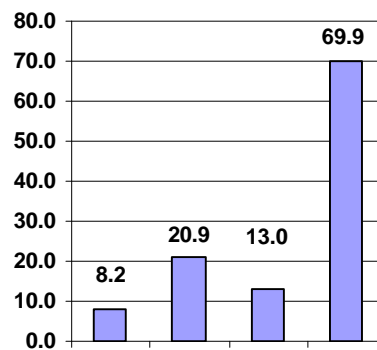
(USD Millions)

UN SYSTEM (All Sources of Funding)



	1998	1999	2000	2001
Goods	69.0	91.5	102.7	98.8
Services	4.9	12.7	13.9	49.5
<b>Total</b>	<b>73.9</b>	<b>104.2</b>	<b>116.6</b>	<b>148.3</b>

UNDP Funding



	1998	1999	2000	2001
Goods	7.4	10.9	5.3	24.6
Services	1.8	10.0	7.7	45.3
<b>Total</b>	<b>8.2</b>	<b>20.9</b>	<b>13.0</b>	<b>69.9</b>

**2. Procurement by Agency of Goods & Services**

(USD Millions)

NEX	31.9
WHO	22.0
DEX	17.5
UNFPA	16.1
UNICEF	12.0
IAEA	8.5
UN/PD	8.1
WIPO	7.4
WFP	5.3
UNOPS	4.8
UNHCR	3.0
FAO	2.8
UNIDO	2.2
WMO	2.0
UNESCO	1.3
UNRWA	1.2
IAPSO	1.1
PAHO	0.4
ICAO	0.3
UNOG	0.1
ECA	0.1
UNON	0.1

**Total 148.3**

**3. Commonly Procured Goods & Services**

**Goods**

- Contraceptives
- Laboratory Equipment
- Medical Equipment
- Ozone Depleting Substances Phase-out Equipment
- Pharmaceuticals
- Vehicles

**Services**

- Printing Services
- Environmental Management Consultancies
- EDP Consultancies

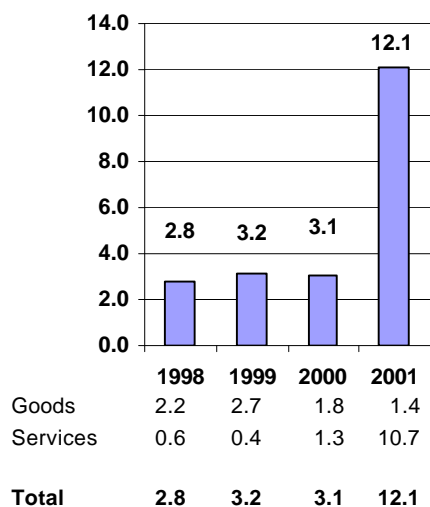


<b>Share of Total Procurement Value 2001</b>			
<b>Goods &amp; Services</b>			
UN SYSTEM	USD	12.1 mill.	0.26 %
UNDP	USD	0.6 mill.	0.06 %
<b>Contribution to UNDP Regular Resources 2001</b>			
	USD	5.7 mill.	

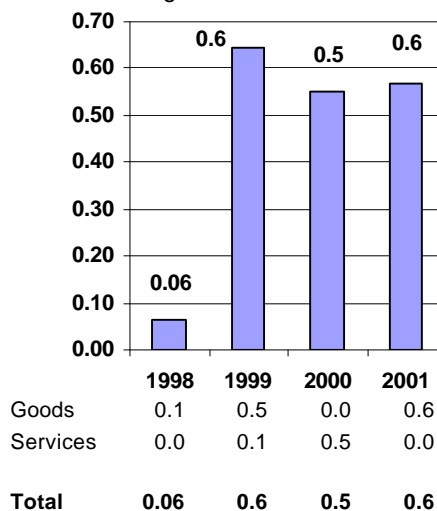
**1. Procurement Trend**

(USD Millions)

UN SYSTEM (All Sources of Funding)



UNDP Funding



**2. Procurement by Agency of Goods & Services**

(USD Millions)

UN/PD	10.3
WHO	0.6
UNHCR	0.5
UNICEF	0.2
UNOG	0.2
ECA	0.1
WFP	0.1
Others	0.2
<b>Total</b>	<b>12.1</b>

**3. Commonly Procured Goods & Services**

**Goods**

- Computers
- Pharmaceuticals
- Plastic Pipes
- Water Storage Tanks

**Services**

- Agriculture & Rural Development
- Printing Services



**Share of Total Procurement Value 2001**

**Goods & Services**

UN SYSTEM USD 188.2 mill. 4.07 %  
 UNDP USD 26.3 mill. 2.77 %

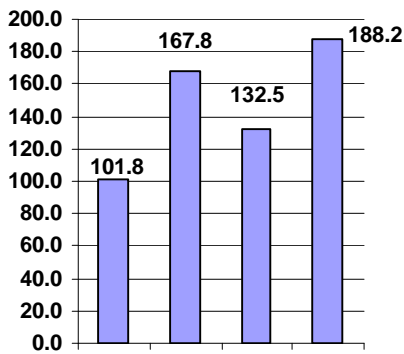
**Contribution to UNDP Regular Resources 2001**

USD 15.6 mill.

**1. Procurement Trend**

(USD Millions)

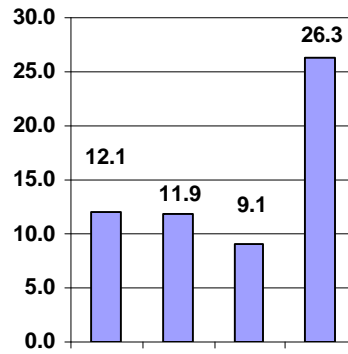
UN SYSTEM (All Sources of Funding)



	1998	1999	2000	2001
Goods	70.1	120.6	78.9	139.3
Services	31.6	47.2	53.6	48.9

**Total 101.8 167.8 132.5 188.2**

UNDP Funding



	1998	1999	2000	2001
Goods	12.1	9.5	7.3	24.6
Services	0.0	2.4	1.7	1.7

**Total 12.1 11.9 9.1 26.3**

**2. Procurement by Agency of Goods & Services**

(USD Millions)

UN/PD	42.9
FAO	32.8
UNICEF	27.5
IAPSO	16.7
PAHO	15.6
WFP	15.2
UNOPS	12.5
ICAO	7.3
UNIDO	5.7
DEX	2.8
UNESCO	2.3
NEX	1.6
UNHCR	1.6
ECA	0.8
UNRWA	0.8
WHO	0.7
UNOG	0.7
ILO	0.2
IAEA	0.2
UNFPA	0.1
Others	0.1

**Total 188.2**

**3. Commonly Procured Goods & Services**

**Goods**

- Agricultural Equipment
- Food Items
- Mining Equipment & Drilling Rigs
- Pharmaceuticals
- Ozone Depleting Substances Phaseout Equipment
- Water Pumps

**Services**

- EDP Consultancies
- Engineering Consultancies
- Freight Forwarding
- Insurance Services
- Printing Services



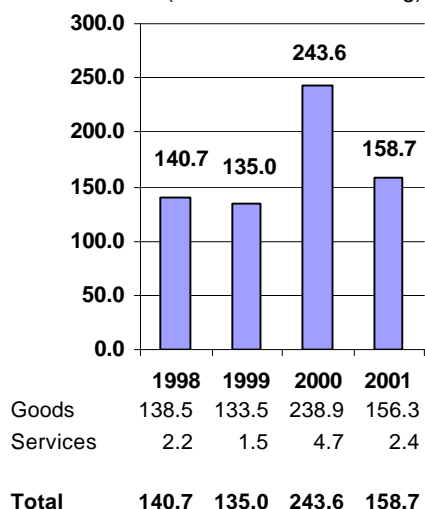


<b>Share of Total Procurement Value 2001</b>		
<b>Goods &amp; Services</b>		
UN SYSTEM	USD 158.7 mill.	3.43 %
UNDP	USD 19.4 mill.	2.04 %
<b>Contribution to UNDP Regular Resources 2001</b>		
	USD 96.0 mill.	

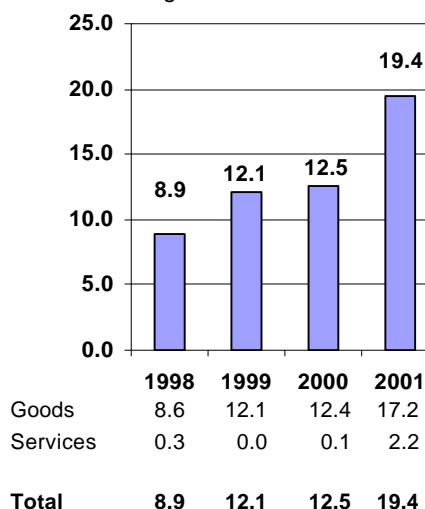
**1. Procurement Trend**

(USD Millions)

UN SYSTEM (All Sources of Funding)



UNDP Funding



**2. Procurement by Agency of Goods & Services**

(USD Millions)

WFP	52.1
IAPSO	29.4
UNICEF	22.7
UN/PD	11.9
WHO	7.8
UNOPS	7.0
NEX	6.0
UNHCR	5.3
UNFPA	4.5
UNRWA	3.1
WIPO	2.2
UNESCO	1.9
IAEA	1.2
FAO	1.2
DEX	1.0
PAHO	1.0
ILO	0.3
ECA	0.1
WMO	0.1
<b>Total</b>	<b>158.7</b>

**3. Commonly Procured Goods & Services**

**Goods**

- Audio Visual Equipment
- Earth Moving Equipment
- Electrical Equipment
- Iron & Steel Products
- Medical Supplies
- Rubber Tyres & Tubes
- Vehicles

**Services**

- Repair & Maintenance of Rice Mills

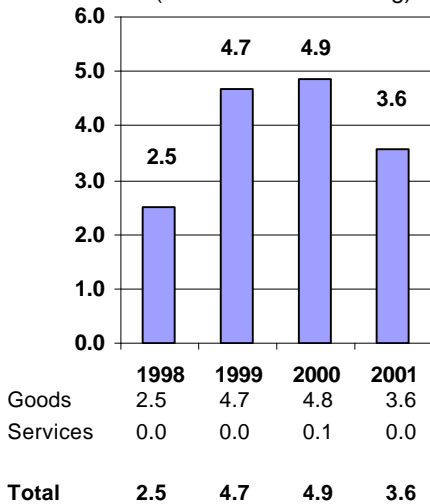


<b>Share of Total Procurement Value 2001</b>			
<b>Goods &amp; Services</b>			
UN SYSTEM	USD	3.6 mill.	0.08 %
UNDP	USD	0.2 mill.	0.02 %
<b>Contribution to UNDP Regular Resources 2001</b>			
	USD	- mill.	

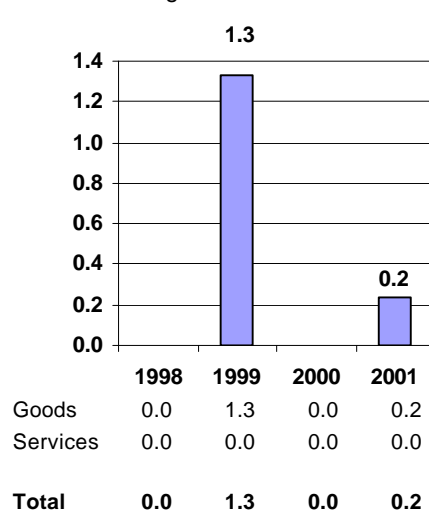
**1. Procurement Trend**

(USD Millions)

UN SYSTEM (All Sources of Funding)



UNDP Funding



**2. Procurement by Agency of Goods & Services**

(USD Millions)

UNICEF	2.9
WHO	0.5
IAEA	0.1
FAO	0.1
<b>Total</b>	<b>3.6</b>

**3. Commonly Procured Goods & Services**

**Goods**

- Refrigeration Systems
- Relief Items
- Water Supply

**Services**

- Training

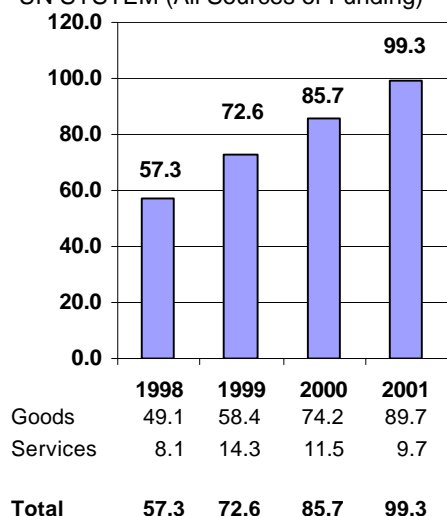


<b>Share of Total Procurement Value 2001</b>			
<b>Goods &amp; Services</b>			
UN SYSTEM	USD	99.3 mill.	2.15 %
UNDP	USD	14.7 mill.	1.55 %
<b>Contribution to UNDP Regular Resources 2001</b>			
	USD	66.3 mill.	

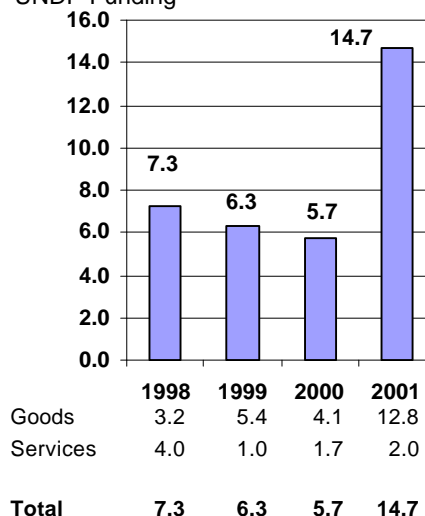
**1. Procurement Trend**

(USD Millions)

UN SYSTEM (All Sources of Funding)



UNDP Funding



**2. Procurement by Agency of Goods & Services**

(USD Millions)

WFP	12.9
UNFPA	12.5
WHO	12.4
PAHO	11.8
FAO	10.2
UN/PD	10.0
UNRWA	8.2
IAPSO	5.4
UNOPS	3.5
WIPO	3.0
NEX	2.2
IAEA	2.0
UNICEF	1.8
UNHCR	1.7
UNESCO	0.4
UNOG	0.4
UNON	0.2
DEX	0.2
UNIDO	0.2
ECA	0.1
UNOV	0.1
WMO	0.1
<b>Total</b>	<b>99.3</b>

**3. Commonly Procured Goods & Services**

**Goods**

- Agricultural Chemicals
- Automotive Workshop Equipment
- Electrical Equipment
- Fishing Equipment
- Pharmaceuticals
- Salt Iodization Equipment
- Office Supplies

**Services**

- Aircraft Maintenance
- Education and Training
- Printing Services
- Transportation
- Urban Development

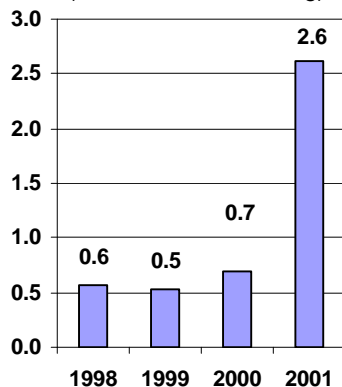


<b>Share of Total Procurement Value 2001</b>			
<b>Goods &amp; Services</b>			
UN SYSTEM	USD	2.6 mill.	0.06 %
UNDP	USD	0.1 mill.	0.01%
<b>Contribution to UNDP Regular Resources 2001</b>			
	USD	2.6 mill.	

**1. Procurement Trend**

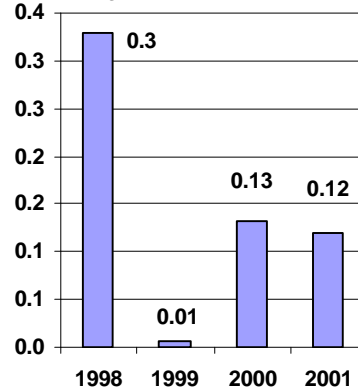
(USD Millions)

UN SYSTEM (All Sources of Funding)



	1998	1999	2000	2001
Goods	0.3	0.3	0.3	2.4
Services	0.3	0.2	0.4	0.2
<b>Total</b>	<b>0.6</b>	<b>0.5</b>	<b>0.7</b>	<b>2.6</b>

UNDP Funding



	1998	1999	2000	2001
Goods	0.0	0.0	0.0	0.1
Services	0.3	0.0	0.1	0.0
<b>Total</b>	<b>0.33</b>	<b>0.01</b>	<b>0.13</b>	<b>0.12</b>

**2. Procurement by Agency of Goods & Services**

(USD Millions)

UN/PD	2.4
WHO	0.1
IAEA	0.1
<b>Total</b>	<b>2.6</b>

**3. Commonly Procured Goods & Services**

**Goods**

- Dairy Products
- Meat
- Medical Supplies

**Services**

- Rural Development
- Food Processing

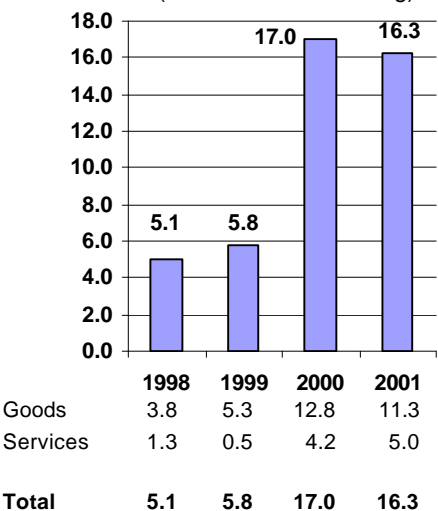


<b>Share of Total Procurement Value 2001</b>			
<b>Goods &amp; Services</b>			
UN SYSTEM	USD	16.3 mill.	0.35 %
UNDP	USD	1.5 mill.	0.16 %
<b>Contribution to UNDP Regular Resources 2001</b>			
	USD	68.8 mill.	

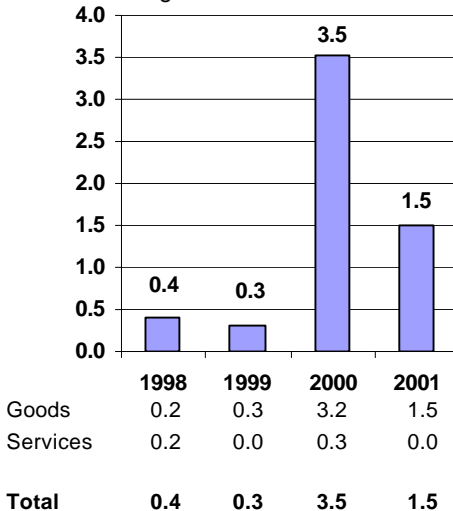
**1. Procurement Trend**

(USD Millions)

UN SYSTEM (All Sources of Funding)



UNDP Funding



**2. Procurement by Agency of Goods & Services**

(USD Millions)

UNICEF	4.7
UN/PD	4.4
UNHCR	1.9
UNOPS	1.3
NEX	1.1
WHO	0.8
WFP	0.8
ICAO	0.6
UNON	0.3
UNRWA	0.1
IAPSO	0.1
PAHO	0.1
Others	0.1
<b>Total</b>	<b>16.3</b>

**3. Commonly Procured Goods & Services**

**Goods**

- Electrical Equipment
- Medical Supplies
- Pharmaceuticals
- Pre-Fabricated Housing Units
- Refrigeration Systems
- Resuscitators, Respirators
- Water Storage Tanks

**Services**

- Environmental Consultancies
- Printing Services

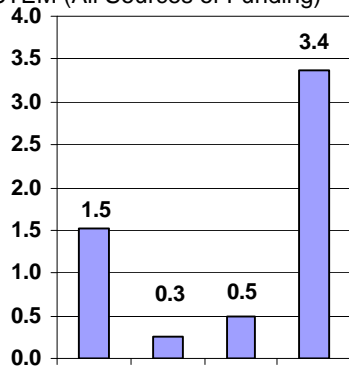


<b>Share of Total Procurement Value 2001</b>			
<b>Goods &amp; Services</b>			
UN SYSTEM	USD	3.4 mill.	0.07 %
UNDP	USD	0.04 mill.	0.00 %
<b>Contribution to UNDP Regular Resources 2001</b>			
	USD	1.6 mill.	

**1. Procurement Trend**

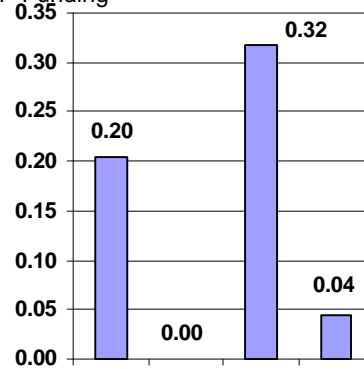
(USD Millions)

UN SYSTEM (All Sources of Funding)



	1998	1999	2000	2001
Goods	1.4	0.2	0.4	2.1
Services	0.2	0.1	0.1	1.3
<b>Total</b>	<b>1.5</b>	<b>0.3</b>	<b>0.5</b>	<b>3.4</b>

UNDP Funding



	1998	1999	2000	2001
Goods	0.2	0.0	0.3	0.04
Services	0.0	0.0	0.0	0.0
<b>Total</b>	<b>0.2</b>	<b>0.0</b>	<b>0.3</b>	<b>0.04</b>

**2. Procurement by Agency of Goods & Services**

(USD Millions)

UN/PD	1.3
UNRWA	1.1
WFP	0.9
Others	0.1
<b>Total</b>	<b>3.4</b>

**3. Commonly Procured Goods & Services**

**Goods**

- Kerosene Stoves
- Agricultural Equipment
- Seeds
- Water Pipes

**Services**

- -
- -

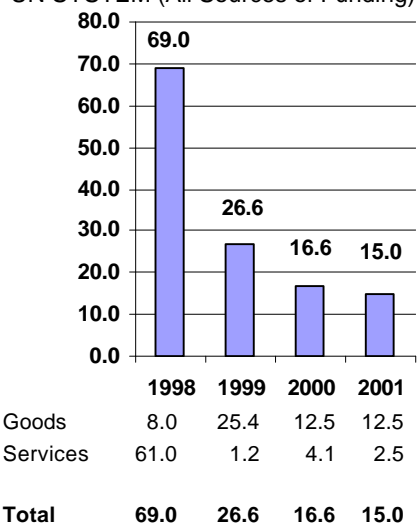


<b>Share of Total Procurement Value 2001</b>			
<b>Goods &amp; Services</b>			
UN SYSTEM	USD	15.0 mill.	0.32 %
UNDP	USD	3.6 mill.	0.38 %
<b>Contribution to UNDP Regular Resources 2001</b>			
	USD	9.8 mill.	

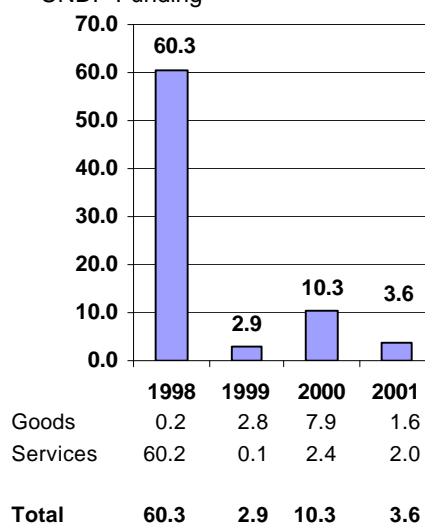
**1. Procurement Trend**

(USD Millions)

UN SYSTEM (All Sources of Funding)



UNDP Funding



**2. Procurement by Agency of Goods & Services**

(USD Millions)

ICAO	5.3
UNOPS	4.3
NEX	1.8
UNICEF	1.2
FAO	0.8
IAEA	0.5
UNIDO	0.5
UN/PD	0.3
PAHO	0.1
WHO	0.1
UNRWA	0.1
Others	0.1
<b>Total</b>	<b>15.0</b>

**3. Commonly Procured Goods & Services**

**Goods**

- Electrical Motors & Generators
- Fabricated Metal Products
- Gases
- Medical Supplies
- Pharmaceuticals
- Chemicals

**Services**

- Education & Training
- Strategic Planning

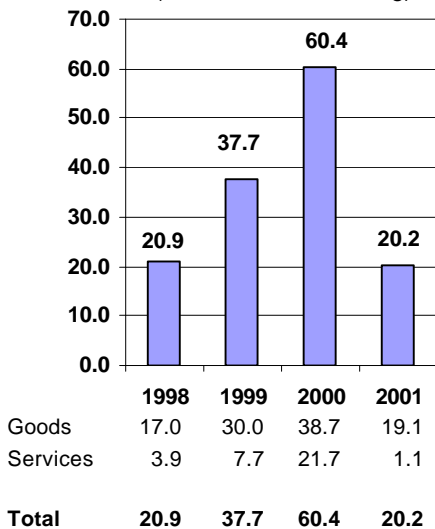


**Share of Total Procurement Value 2001**  
**Goods & Services**  
 UN SYSTEM USD 20.2 mill. 0.44 %  
 UNDP USD 2.9 mill. 0.31 %  
**Contribution to UNDP Regular Resources 2001**  
 USD 53.1 mill.

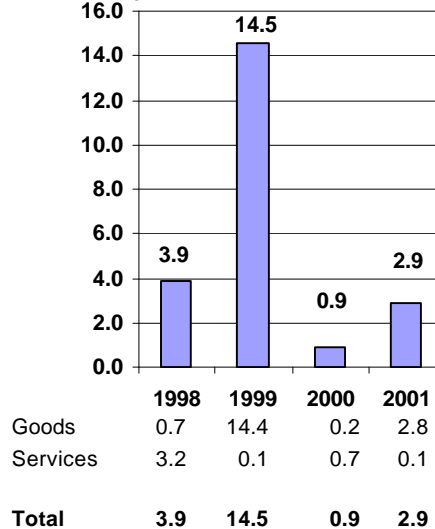
**1. Procurement Trend**

(USD Millions)

UN SYSTEM (All Sources of Funding)



UNDP Funding



**2. Procurement by Agency of Goods & Services**

(USD Millions)

UNICEF	8.8
IAPSO	2.9
UN/PD	2.9
UNHCR	1.3
IAEA	0.8
WFP	0.8
UNOPS	0.7
WHO	0.7
UNESCO	0.4
DEX	0.2
UNFPA	0.1
NEX	0.1
FAO	0.1
PAHO	0.1
UNRWA	0.1
ESCAP	0.1
UNOG	0.1
Others	0.1

**Total 20.2**

**3. Commonly Procured Goods & Services**

**Goods**

- Drilling Rigs
- Generators
- Material Handling Equipment
- Medical Supplies
- Paper
- Trucks
- Vehicles

**Services**

- Engineering Consultancies
- Insurance Services
- Printing Services



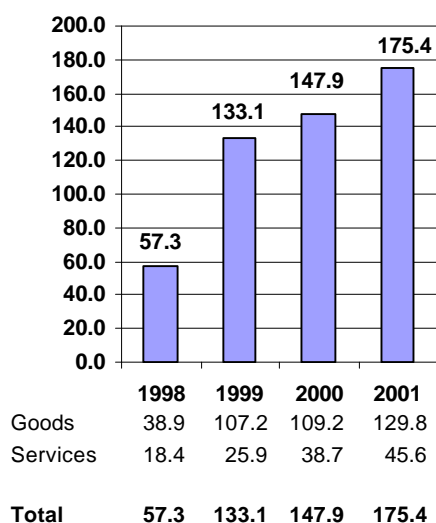


<b>Share of Total Procurement Value 2001</b>		
<b>Goods &amp; Services</b>		
UN SYSTEM	USD 175.4 mill.	3.79 %
UNDP	USD 9.2 mill.	0.97 %
<b>Contribution to UNDP Regular Resources 2001</b>		
	USD 29.2 mill.	

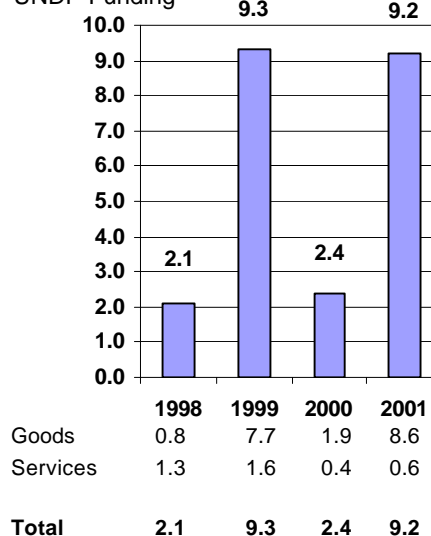
**1. Procurement Trend**

(USD Millions)

UN SYSTEM (All Sources of Funding)



UNDP Funding



**2. Procurement by Agency of Goods & Services**

(USD Millions)

WIPO	72.4
UNOG	22.3
UN/PD	15.6
WHO	14.5
UNOPS	13.4
ILO	11.6
UNHCR	11.1
FAO	4.5
UNICEF	2.9
NEX	2.1
IAPSO	1.1
UNFPA	1.1
IAEA	0.7
DEX	0.6
WFP	0.5
UNRWA	0.3
UNESCO	0.3
UNON	0.2
UNIDO	0.1
PAHO	0.1
WMO	0.1
Others	0.2
<b>Total</b>	<b>175.4</b>

**3. Commonly Procured Goods & Services**

**Goods**

- Audio Visual Equipment
- Drilling Rigs
- Earth Moving Equipment
- Engines and Turbines
- Medical Supplies
- Pharmaceuticals
- Water Pipes & Pumps

**Services**

- Management Advisory Services
- Farming Systems
- Environmental Science

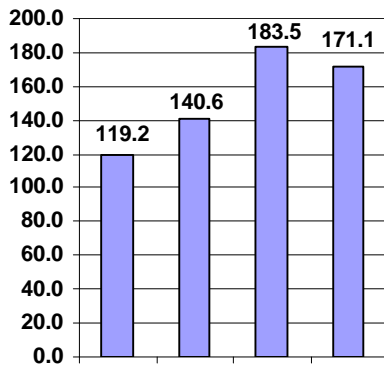


**Share of Total Procurement Value 2001**  
**Goods & Services**  
 UN SYSTEM USD 171.1 mill. 3.70 %  
 UNDP USD 23.3 mill. 2.45 %  
**Contribution to UNDP Regular Resources 2001**  
 USD 52.9 mill.

**1. Procurement Trend**

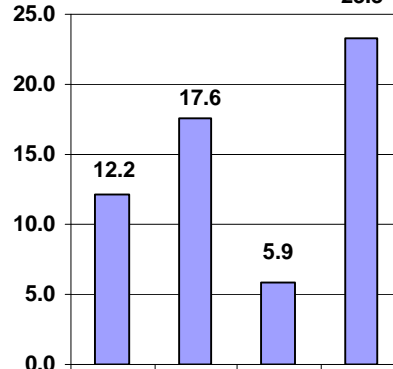
(USD Millions)

UN SYSTEM (All Sources of Funding)



	1998	1999	2000	2001
Goods	80.5	105.5	116.5	120.2
Services	38.7	35.1	67.0	50.9
<b>Total</b>	<b>119.2</b>	<b>140.6</b>	<b>183.5</b>	<b>171.1</b>

UNDP Funding



	1998	1999	2000	2001
Goods	7.9	13.8	4.8	19.4
Services	4.3	3.8	1.1	3.9
<b>Total</b>	<b>12.2</b>	<b>17.6</b>	<b>5.9</b>	<b>23.3</b>

**2. Procurement by Agency of Goods & Services**

(USD Millions)

UN/PD	52.5
FAO	27.1
UNOPS	13.2
UNFPA	10.8
UNICEF	9.5
UNHCR	8.5
WHO	7.1
IAPSO	6.3
NEX	6.3
ICAO	6.1
UNOG	5.9
WFP	4.5
UNESCO	4.0
IAEA	3.2
UNIDO	1.9
WIPO	1.3
DEX	0.8
UNRWA	0.7
ECA	0.6
UNON	0.4
ILO	0.1
WMO	0.1
UNOV	0.1
ESCAP	0.1
<b>Total</b>	<b>183.5</b>

**3. Commonly Procured Goods & Services**

**Goods**

- Audio Visual Equipment
- Computer Equipment
- Laboratory Equipment
- Office Equipment & Supplies
- Ozone Depleting Substances Phaseout Equipment
- Pharmaceuticals

**Services**

- Management Advisory Services
- Printing Services
- Technical Studies
- Tourism Planning & Development Consultancies

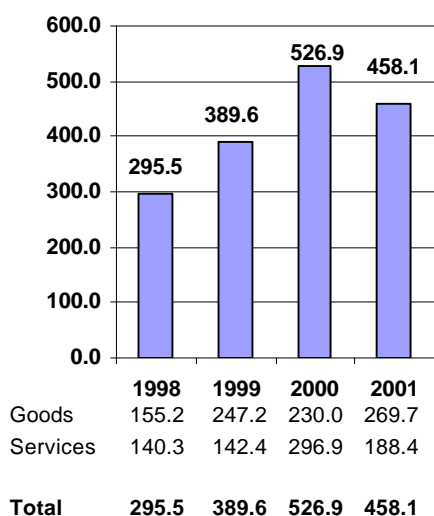


<b>Share of Total Procurement Value 2001</b>		
<b>Goods &amp; Services</b>		
UN SYSTEM	USD 458.1 mill.	9.91 %
UNDP	USD 105.6 mill.	11.12 %
<b>Contribution to UNDP Regular Resources 2001</b>		
	USD 79.2 mill.	

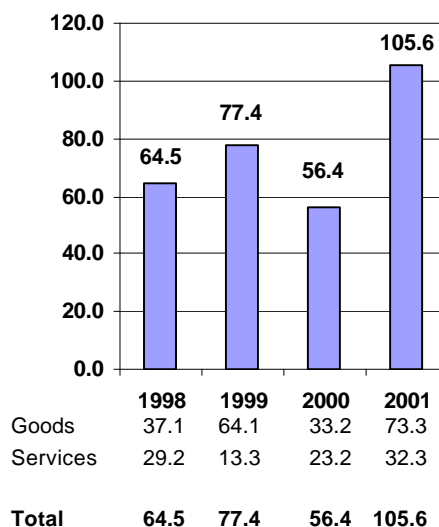
**1. Procurement Trend**

(USD Millions)

UN SYSTEM (All Sources of Funding)



UNDP Funding



**2. Procurement by Agency of Goods & Services**

(USD Millions)

UN/PD	216.0
NEX	50.9
UNOPS	37.6
PAHO	24.4
UNFPA	21.9
IAEA	21.9
ICAO	20.2
HQ	20.0
UNICEF	17.1
WHO	4.9
FAO	4.2
UNHCR	3.3
ECA	3.3
UNOG	2.8
WIPO	2.5
IAPSO	2.3
WMO	2.2
ECLAC	0.7
WFP	0.5
UNESCO	0.4
UNIDO	0.4
UNRWA	0.3
UNON	0.2
DEX	0.1
ESCAP	0.1
<b>Total</b>	<b>458.1</b>

**3. Commonly Procured Goods & Services**

**Goods**

- Air Traffic Control Equipment
- Computer Equipment
- Electronic Equipment
- Medical Supplies
- Ozone Depleting Substances Phaseout Equipment
- Pharmaceuticals

**Services**

- Construction Consultancies
- EDP Consultancies
- Environmental Management Consultancies
- Engineering Consultancies
- Insurance Services
- Management Advisory Services
- Printing & Publishing Services

# **ANNEXES**

## ABBREVIATIONS

<b>AFDB</b>	African Development Bank	<b>UNCTAD</b>	United Nations Conference on Trade and Development
<b>ASDB</b>	Asian Development Bank	<b>UNDCP</b>	United Nations Drug Control Program
<b>ECA</b>	Economic Commission for Africa	<b>UNDP</b>	United Nations Development Program
<b>ECE</b>	Economic Commission for Europe	<b>UNEP</b>	United Nations Environmental Program
<b>ECLAC</b>	Economic Commission for Latin America & the Caribbean	<b>UNESCO</b>	United Nations Educational Scientific and Cultural Organization
<b>ESCAP</b>	Economic Commission for Asia and the Pacific	<b>UNFPA</b>	United Nations Population Fund
<b>ESCWA</b>	Economic & Social Commission for Western Asia	<b>UNHCR</b>	United Nations High Commissioner for Refugees
<b>FAO</b>	Food and Agricultural Organization of the United Nations	<b>UNICEF</b>	United Nations Children's Fund
<b>GATT</b>	General Agreement on Tariffs and Trade	<b>UNICRI</b>	United Nations Interregional Crime and Justice Research Institute
<b>HABITAT</b>	See UNCHS	<b>UNIDIR</b>	United Nations Institute for Disarmament Research
<b>IAEA</b>	International Atomic Energy Agency	<b>UNIDO</b>	United Nations Industrial Development Organization
<b>IAPSO</b>	Inter-Agency Procurement Services Office (UNDP)	<b>UNITAR</b>	United Nations Institute for Training and Research
<b>IBRD</b>	International Bank for Reconstruction & Development	<b>UN/OCHA</b>	United Nations Office for the Coordination of Humanitarian Affairs
<b>ICAO</b>	International Civil Aviation Organization	<b>UNOG</b>	United Nations Office at Geneva
<b>ICJ</b>	International Court of Justice	<b>UNOPS</b>	United Nations Office for Project Services
<b>IDA</b>	International Development Association	<b>UNOV</b>	United Nations Office in Vienna
<b>IDB</b>	Inter-American Development Bank	<b>UN/PD</b>	UN Procurement Division
<b>IFAD</b>	International Fund for Agricultural Development	<b>UNRISD</b>	United Nations Research Institute for Social Development
<b>IFC</b>	International Finance Corporation	<b>UNRWA</b>	United Nations Relief and Works Agency
<b>ILO</b>	International Labor Organization	<b>UNU</b>	United Nations University
<b>IMF</b>	International Monetary Fund	<b>UNV</b>	United Nations Volunteers
<b>IMO</b>	International Maritime Organization	<b>UPU</b>	Universal Postal Union
<b>INSTRAW</b>	International Research and Training Institute for the Advancement of Women	<b>WB</b>	World Bank
<b>ITC</b>	International Trade Center	<b>WFC</b>	World Food Council
<b>ITU</b>	International Telecommunications Union	<b>WFP</b>	World Food Programme
<b>NEX</b>	National Execution	<b>WHO</b>	World Health Organization
<b>PAHO</b>	Pan American Health Organization	<b>WIPO</b>	World Intellectual Property Organization
<b>TCDC</b>	Technical Cooperation among Developing Countries	<b>WMO</b>	World Meteorological Organization
<b>UMDC</b>	Under-Utilized Major Donor Country	<b>WTO</b>	World Tourism Organization
<b>UN</b>	United Nations		
<b>UNCHS</b>	United Nations Centre for Human Settlements		
<b>UNDP/ASD</b>	Administration Services Division		
<b>UN/FALD</b>	UN Field Administration and Logistics Division		

**DEVELOPING COUNTRIES/  
ECONOMIES IN TRANSITION**

1	Afghanistan	46	Ecuador
2	Albania	47	Egypt
3	Algeria	48	El Salvador
4	Angola	49	Equatorial Guinea
5	Antigua & Barbuda	50	Eritrea
6	Argentina	51	Estonia
7	Armenia	52	Ethiopia
8	Azerbaijan	53	Fiji
9	Bahamas	54	Gabon
10	Bahrain	55	Gambia
11	Bangladesh	56	Georgia
12	Barbados	57	Ghana
13	Belarus	58	Grenada
14	Belize	59	Guatemala
15	Benin	60	Guinea
16	Bhutan	61	Guinea-Bissau
17	Bolivia	62	Guyana
18	Bosnia & Herzegovina	63	Haiti
19	Botswana	64	Honduras
20	Brazil	65	Hungary
21	Brunei Darussalam	66	India
22	Bulgaria	67	Indonesia
23	Burkina Faso	68	Iran
24	Burundi	69	Iraq
25	Cambodia	70	Jamaica
26	Cameroon	71	Jordan
27	Cape Verde	72	Kazakhstan
28	Central African Republic	73	Kenya
29	Chad	74	Kiribati
30	Chile	75	Kuwait
31	China	76	Kyrgyzstan
32	Colombia	77	Lao, People's Democratic Rep. of
33	Comoros	78	Latvia
34	Congo	79	Lebanon
35	Congo, Democratic Republic of	80	Lesotho
36	Costa Rica	81	Liberia
37	Côte D'Ivoire	82	Libya Arab Jamahiriya
38	Croatia	83	Lithuania
39	Cuba	84	Macedonia (TFYR)
40	Cyprus	85	Madagascar
41	Czech Republic	86	Malawi
42	Dem.People's Republic of Korea	87	Malaysia
43	Djibouti	88	Maldives
44	Dominica	89	Mali
45	Dominican Republic	90	Malta

91	Marshall Islands	135	St. Lucia
92	Mauritania	136	St. Vincent & the Grenadines
93	Mauritius	137	Sudan
94	Mexico	138	Suriname
95	Micronesia	139	Swaziland
96	Moldova Republic of	140	Syrian Arab Republic
97	Mongolia	141	Tajikistan
98	Morocco	142	Thailand
99	Mozambique	143	Togo
100	Myanmar	144	Tonga
101	Namibia	145	Trinidad & Tobago
102	Nauru	146	Tunisia
103	Nepal	147	Turkey
104	Nicaragua	148	Turkmenistan
105	Niger	149	Uganda
106	Nigeria	150	Ukraine
107	Oman	151	United Arab Emirates
108	Pakistan	152	United Republic of Tanzania
109	Palau	153	Uruguay
110	Panama	154	Uzbekistan
111	Papua New Guinea	155	Vanuatu
112	Paraguay	156	Venezuela
113	Peru	157	Viet Nam
114	Philippines	158	Yemen
115	Poland	159	Yugoslavia
116	Qatar	160	Zambia
117	Republic of Korea	161	Zimbabwe
118	Romania		
119	Rwanda		
120	Samoa		
121	San Marino		
122	Sao Tome & Principe		
123	Saudi Arabia		
124	Senegal		
125	Seychelles		
126	Sierra Leone		
127	Singapore		
128	Slovakia		
129	Slovenia		
130	Solomon Islands		
131	Somalia		
132	South Africa		
133	Sri Lanka		
134	St. Kitts & Nevis		

**INDUSTRIALIZED COUNTRIES**

1. Andorra
2. Australia
3. Austria
4. Belgium
5. Canada
6. Denmark
7. Finland
8. France
9. Germany
10. Greece
11. Iceland
12. Ireland
13. Italy
14. Japan
15. Liechtenstein
16. Luxembourg
17. Monaco
18. Netherlands
29. New Zealand
20. Norway
21. Portugal
22. Russian Federation
23. Spain
24. Sweden
25. Switzerland
27. United Kingdom
28. United States of America



**For further information regarding this publication contact:**

**United Nations Development Programme  
Inter-Agency Procurement Agency**  
Midtermolen 3  
P.O. Box 2530  
DK-2100 Copenhagen Ø  
Denmark

tel: (+45) 35 46 70 00  
fax: (+45) 35 46 70 01  
e-mail: [registry.iapso@iapso.org](mailto:registry.iapso@iapso.org)  
Internet: [www.iapso.org](http://www.iapso.org)

