

GENERAL NOTES:

LEGEND

- EXISTING
A- OSS CENTER
B- STAFF TOILET
C- GUEST TOILET
S- SEPTIC TANK

0				
Rev.:	Date:	Description:		Approved

KEY PLAN


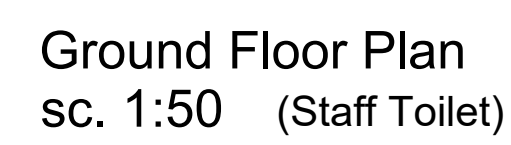
All information in this document is the property of UNOPS and cannot be copied anywhere but in this project without prior written consent of UNOPS.	
Funded By:	Partner:
United Nations Higher Commission for Refugees Office for the AU (UNHCR)	United Nations Higher Commission for Refugees Office for the AU (UNHCR)
Program:	Implemented By:
Rehabilitation of UNHCR One-Stop-Shop (OSS) Registration Model	UNOPS ETHIOPIA OPERATIONAL HUB
Project Name:	Design:
TSORE OSS CENTER	UNOPS ETHIOPIA OPERATIONAL HUB

EXISTING SITE PLAN

Designed by			Discipline:	Dr. No:	Tot. No:	Rev No:
MM			AR	01	16	R0
Drawn:	Checked:	Approved:	Size:	Scale:	Date:	Rev.:
MM	BM	SM	A1	1:50	02 / 05 /2021	0



Designed by			Discipline:	Dr. No:	Tot. No:	Rev No:		
MM			AR	02	16	R0		
Drawn:	Checked:	Approved:	Size:	Scale:	Date:	Rev.:		
MM	BM	SM	A1	1:50	02 / 05 / 2021	0		




	/ /		
	/ /		
	/ /		
	/ /		
	/ /		
	/ /		
	/ /		
	/ /		
	/ /		
	/ /		
	/ /		
0	/ /		
Rev.:	Date:	Description:	Approved

All information in this document is the property of UNOPS and cannot be copied anywhere but in this project without prior written consent of UNOPS.

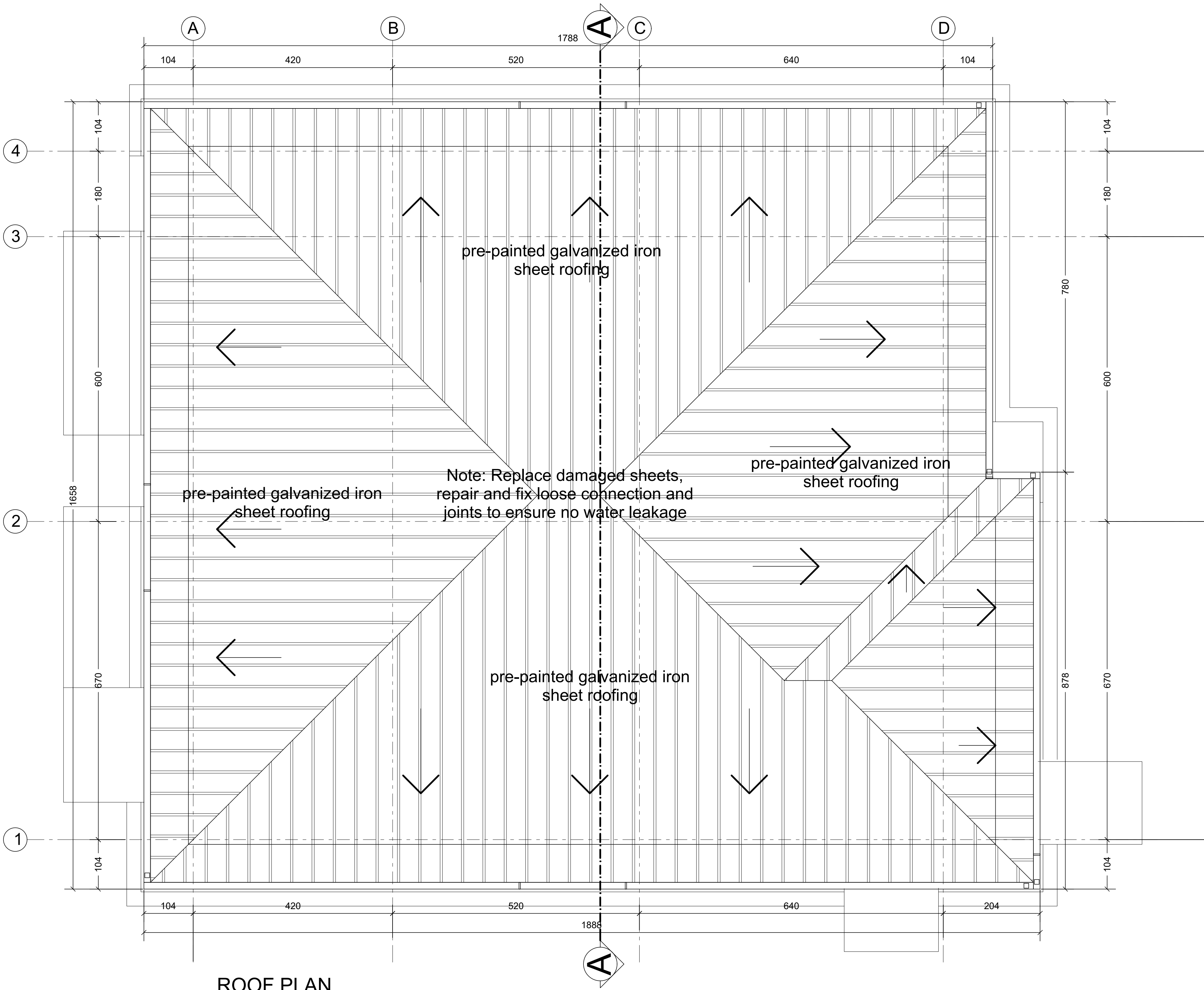
Project Name:	Design:
---------------	---------

Drawing Title:	

Drawn:	Checked:	Approved:	Size:	Scale:	Date:	Rev.:
MM	BM	SM	A1	1:50	02/05/2021	0



Designed by			Discipline:		Dr. No:	Tot. No:	Rev No:	
MM			AR		05	16	R0	
Drawn:	Checked:	Approved:	Size:	Scale:	Date:	Rev.:		
MM	BM	SM	A1	1:50	02 / 05 / 2021	0		



ROOF PLAN
SC 1:50

GENERAL NOTES:

Note:
Replace damaged Sheets- about 10% of the total area,
Fix loose connections and joints to match.
Ensure no water leakage via roofing system
Repaint the entire roofing sheet

	/	/		
	/	/		
	/	/		
	/	/		
	/	/		
	/	/		
	/	/		
	/	/		
	/	/		
0	/	/		
Rev.:	Date:	Description:	Approved	

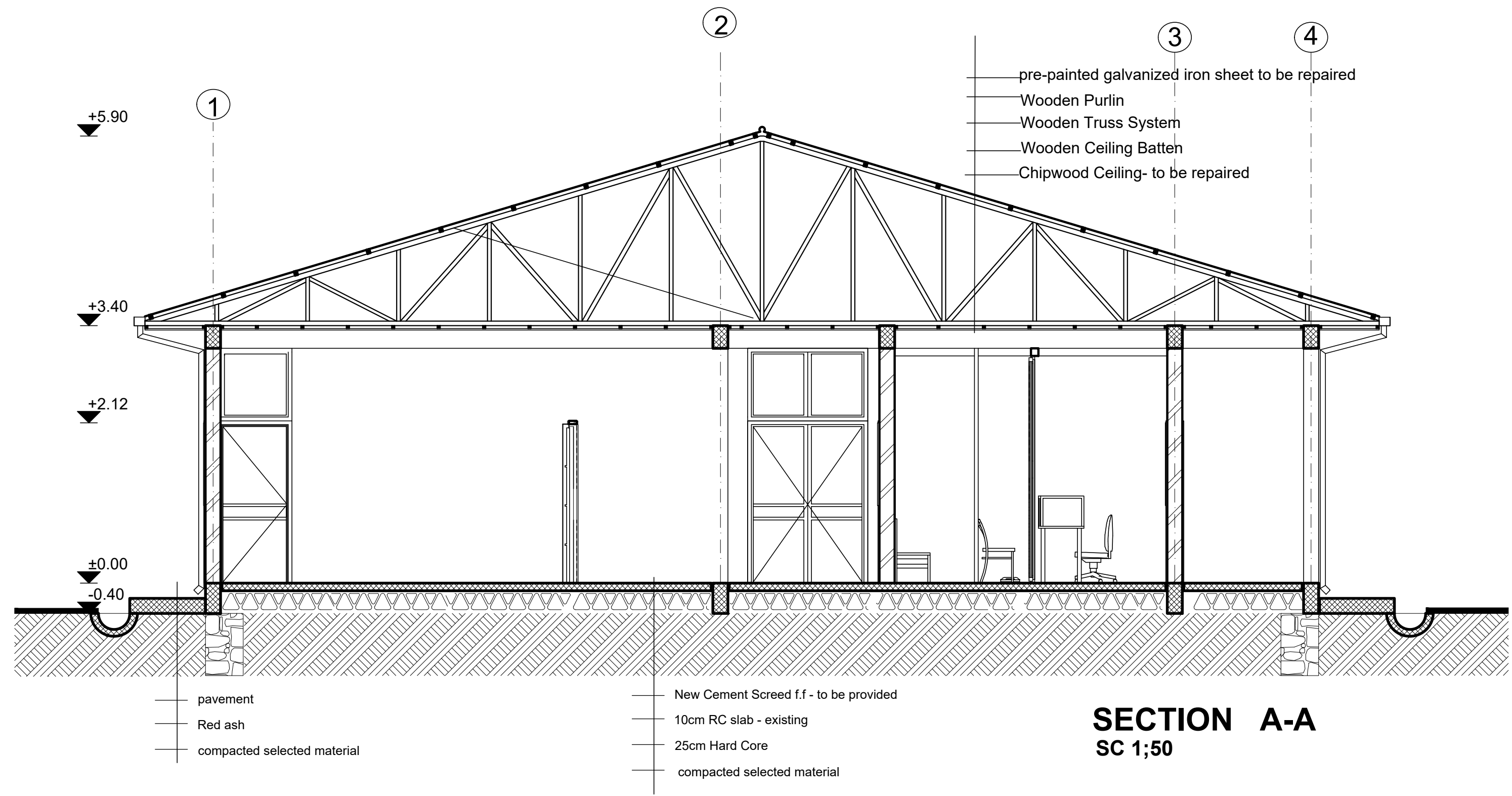
KEY PLAN

All information in this document is the property of UNOPS and cannot be copied anywhere but in this project without prior written consent of UNOPS.

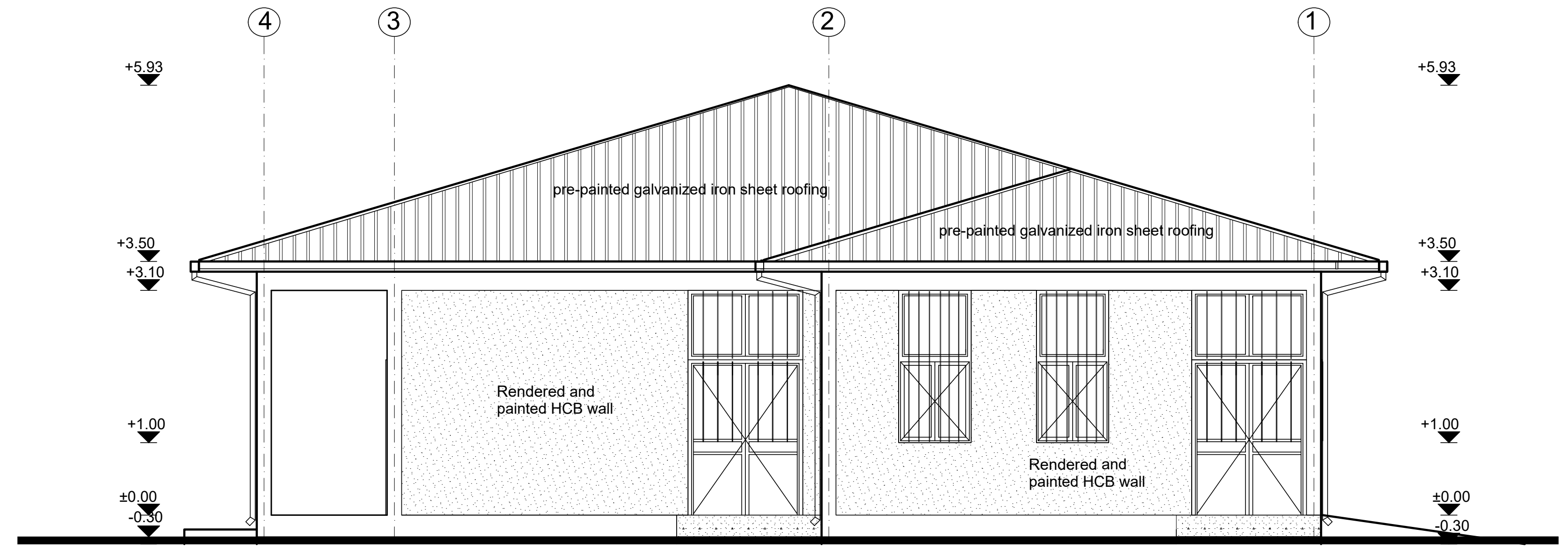
Funded By:	Partner:
United Nations Higher Commission for Refugees Office for the AU (UNHCR)	United Nations Higher Commission for Refugees Office for the AU (UNHCR)
Program:	Implemented By:
Rehabilitation of UNHCR One-Stop-Shop (OSS) Registration Model	UNOPS ETHIOPIA OPERATIONAL HUB
Project Name:	Design:
TSORE OSS CENTER	UNOPS ETHIOPIA OPERATIONAL HUB

ROOF PLAN - REGISTRATION MODEL

Designed by MM		Discipline: AR	Dr. No: 06	Tot. No: 16	Rev No: R0
Drawn: MM	Checked: BM	Approved: SM	Size: A1	Scale: 1:50	Date: 02 / 05 /2021
				Rev.:	0



SECTION A-A
SC 1:50



FRONT ELEVATION
SC 1:50

GENERAL NOTES:

Note:

1) Replace damaged roof sheets, 10% of total area
Fix loose connections and joints and paint to match.
Ensure no water leakage via roofing system

2) Chipwood - damaged part to be replaced,
loose connections and uneven surface to be fixed
and painted:

3) Interior & Exterior Walls -
Patch and repair defective plaster and repaint
the entire wall.

4) Floor Finish:
Provide new non-slippery ceramic floor tiles

	/	/		
	/	/		
	/	/		
	/	/		
	/	/		
	/	/		
	/	/		
	/	/		
	/	/		
	/	/		
	/	/		
	/	/		
	/	/		
	/	/		
0	/	/		
Rev.:	Date:	Description:		Approved

KEY PLAN

All information in this document is the property of UNOPS and cannot be copied anywhere but in this project without prior written consent of UNOPS.

Funded By:

United Nations Higher Commission for Refugees Office for the AU (UNHCR)

Partner:

United Nations Higher Commission for Refugees Office for the AU (UNHCR)

Program:

Rehabilitation of UNHCR One-Stop-Shop (OSS) Registration Model

Implemented By:

UNOPS
ETHIOPIA
OPERATIONAL HUB

Project Name:

TSORE OSS CENTER

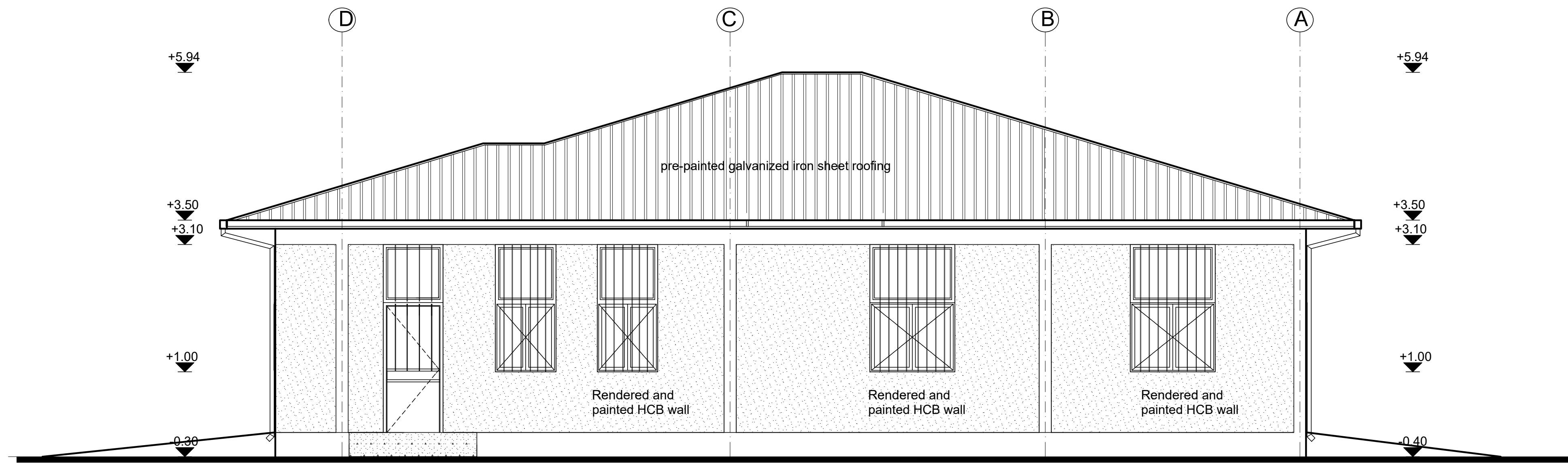
Design:

UNOPS
ETHIOPIA
OPERATIONAL HUB

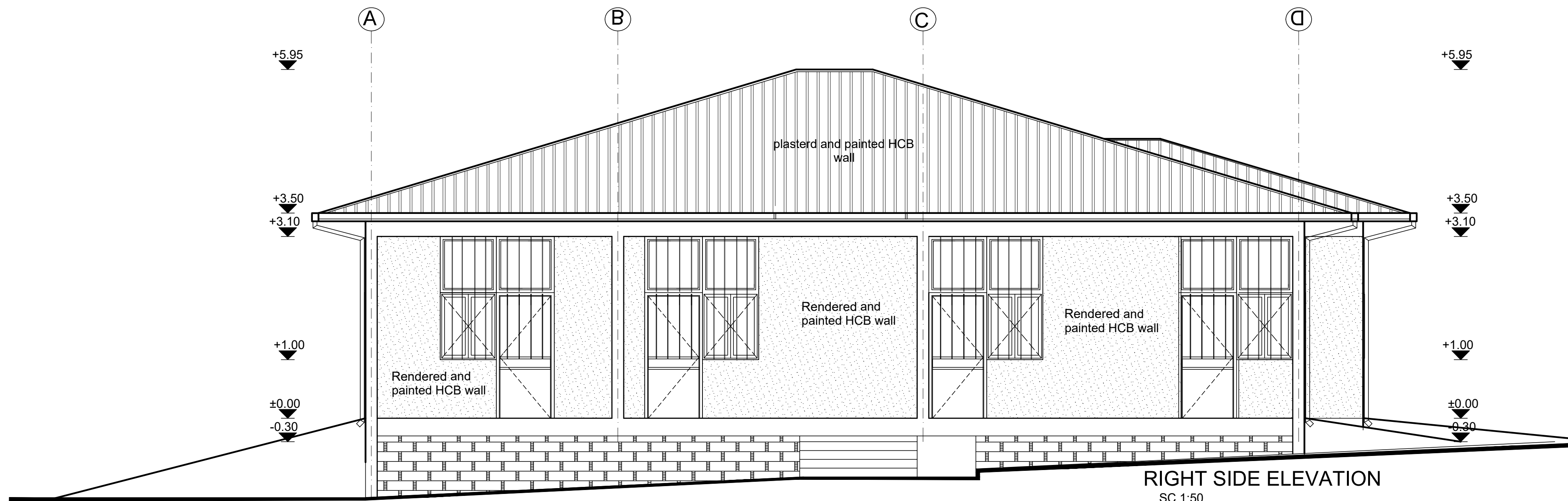
Drawing Title:

SECTION & ELEVATION - REGISTRATION MODEL

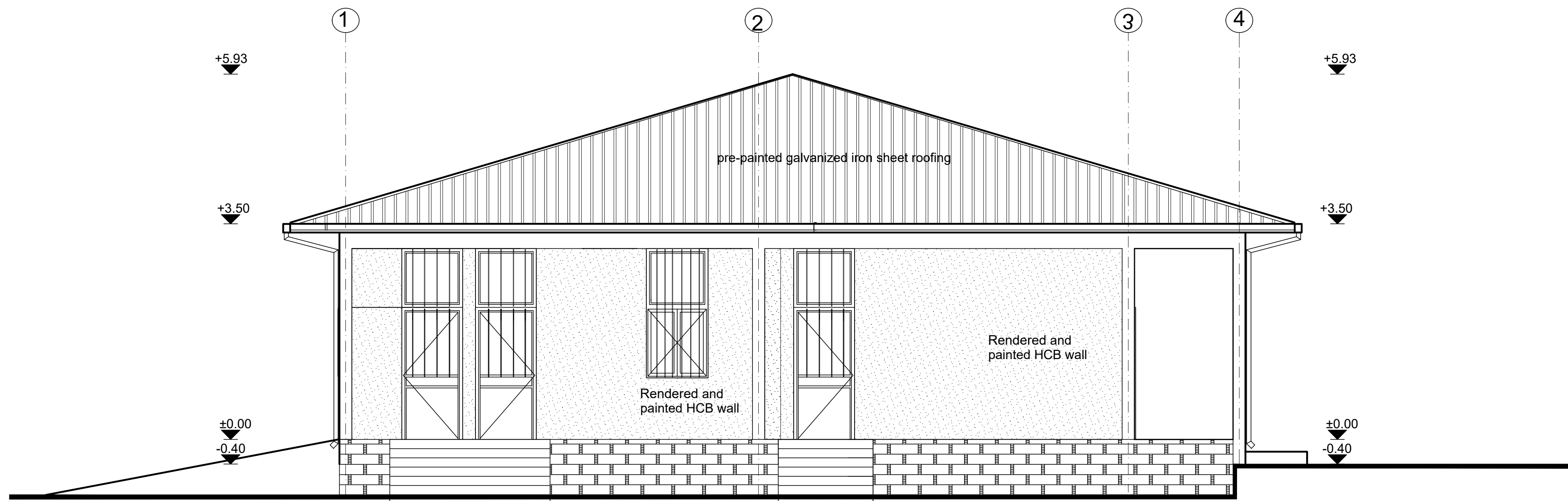
Designed by	Discipline:	Dr. No:	Tot. No:	Rev No:
MM	AR	07	16	R0
Drawn:	Checked:	Approved:	Size:	Scale:
MM	BM	SM	A1	1:50
				Date:
				02 / 05 /2021
				Rev.:
				0



LEFT SIDE ELEVATION
SC 1:50



RIGHT SIDE ELEVATION
SC 1:50



REAR ELEVATION
SC 1:50

GENERAL NOTES:

- Note:
- 1) Replace damaged roof sheets, 10% of total area
Fix loose connections and joints and paint to match.
Ensure no water leakage via roofing system
 - 2) Chipwood - damaged part to be replaced,
loose connections and uneven surface to be fixed
and painted:
 - 3) Interior & Exterior Walls -
Patch and repair defective plaster and repaint
the entire wall.
 - 4) Floor Finish:
Provide new non-slippery ceramic floor tiles

	/	/		
	/	/		
	/	/		
	/	/		
	/	/		
	/	/		
	/	/		
	/	/		
	/	/		
0	/	/		
Rev.:	Date:	Description:	Approved	

KEY PLAN

All information in this document is the property of UNOPS and cannot be copied anywhere but in this project without prior written consent of UNOPS.

Funded By:	Partner:
United Nations Higher Commission for Refugees Office for the AU (UNHCR)	United Nations Higher Commission for Refugees Office for the AU (UNHCR)
Program:	Implemented By:
Rehabilitation of UNHCR One-Stop-Shop (OSS) Registration Model	UNOPS ETHIOPIA OPERATIONAL HUB
Project Name:	Design:
TSORE OSS CENTER	UNOPS ETHIOPIA OPERATIONAL HUB

Drawing Title:

ELEVATION- REGISTRATION MODEL

Designed by	Discipline:	Dr. No:	Tot. No:	Rev No:
MM	AR	08	16	R0
Drawn:	Checked:	Approved:	Size:	Scale:
MM	BM	SM	A1	1:50
		Date:	Rev.:	
		02 / 05 /2021	0	

PARTITION SCHEDULE

Window Name	P1	P2	P3	P4
Quantity	1	3	1	8
Type				
Frame material	Aluminium frame extruded profiles of standard UNI 3870 - ICS 77.140.90	Aluminium frame extruded profiles of standard UNI 3870 - ICS 77.140.90	Aluminium frame extruded profiles of standard UNI 3870 - ICS 77.140.90	Wooden frame with wooden mouldings all round
Frame finish	Brushed natural Aluminium Surface	Brushed natural Aluminium Surface	Brushed natural Aluminium Surface	Plastic emulsion paint.
Glazing	5mm thick clear glass	5mm thick clear glass	5mm thick clear glass	Solid, 40mm oke veneered plywood
Front View				

DOOR SCHEDULE

Door Name	D4
Quantity	2
Frame material	RHS steel frame 40mm x 40mm x 2mm
Frame finish	Painted with 2 coats of antirust paint & one coat of enamel paint
Door leaf construction	RHS steel frame 30mm x 30mm x 2mm
Door leaf finish	Painted with 2 coats of antirust paint & one coat of enamel paint
Front View	

GENERAL NOTES:


	/	/	/		
	/	/	/		
	/	/	/		
	/	/	/		
	/	/	/		
	/	/	/		
	/	/	/		
	/	/	/		
	/	/	/		
	/	/	/		
	/	/	/		
0	/	/	/		
Rev.:	Date:	Description:		Approved	

KEY PLAN

Information in this document is the property of UNOPS and cannot be copied anywhere but in this project without prior written consent of UNOPS.	
Funded By:	Partner:
United Nations Higher Commission for Refugees Office for the AU (UNHCR)	United Nations Higher Commission for Refugees Office for the AU (UNHCR)
Program:	Implemented By:
Rehabilitation of UNHCR One-Stop-Shop (OSS) Registration Model	UNOPS ETHIOPIA OPERATIONAL HUB
Project Name:	Design:
TSORE OSS CENTER	UNOPS ETHIOPIA OPERATIONAL HUB

METAL PARTITION SCHEDULE

Designed by		Discipline:	Dr. No:	Tot. No:	Rev No:
MM		AR	09	16	R0
Drawn:	Checked:	Approved:	Size:	Scale:	Date:
MM	BM	SM	A1	1:50	02 / 05 /2021



GENERAL NOTES:

Note:

- 1) Interior & Exterior Walls - Patch and repair defective plaster and repaint.
- 2) Floor & Wall Finish: Replace damaged floor and wall ceramic tiles and harmonize with existing finish.

	/ /		
	/ /		
	/ /		
	/ /		
	/ /		
	/ /		
	/ /		
	/ /		
	/ /		
	/ /		
	/ /		
	/ /		
0	/ /		
Rev.:	Date:	Description:	Approved

KEY PLAN

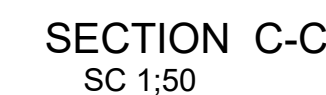
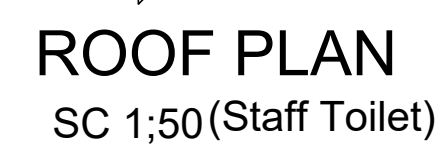
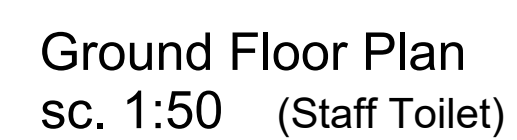
All information in this document is the property of UNOPS and cannot be copied anywhere but in this project without prior written consent of UNOPS.

<p>This document is the property of UNHCR and cannot be copied, reproduced, stored in a retrieval system or transmitted in any form or by any means, electronic or mechanical, including photocopying, recording, or by any information storage or retrieval system, without prior written consent of UNHCR.</p>	
<p>Funded By:</p> <p>United Nations Higher Commission for Refugees Office for the AU (UNHCR)</p>	<p>Partner:</p> <p>United Nations Higher Commission for Refugees Office for the AU (UNHCR)</p>
<p>Program:</p> <p>Rehabilitation of UNHCR One-Stop-Shop (OSS) Registration Model</p>	<p>Implemented By:</p> <p>UNOPS ETHIOPIA OPERATIONAL HUB</p>
<p>Project Name:</p> <p>TSORE OSS CENTER</p>	<p>Design:</p> <p>UNOPS ETHIOPIA OPERATIONAL HUB</p>

Drawing Title:

GUEST TOILET PLANS

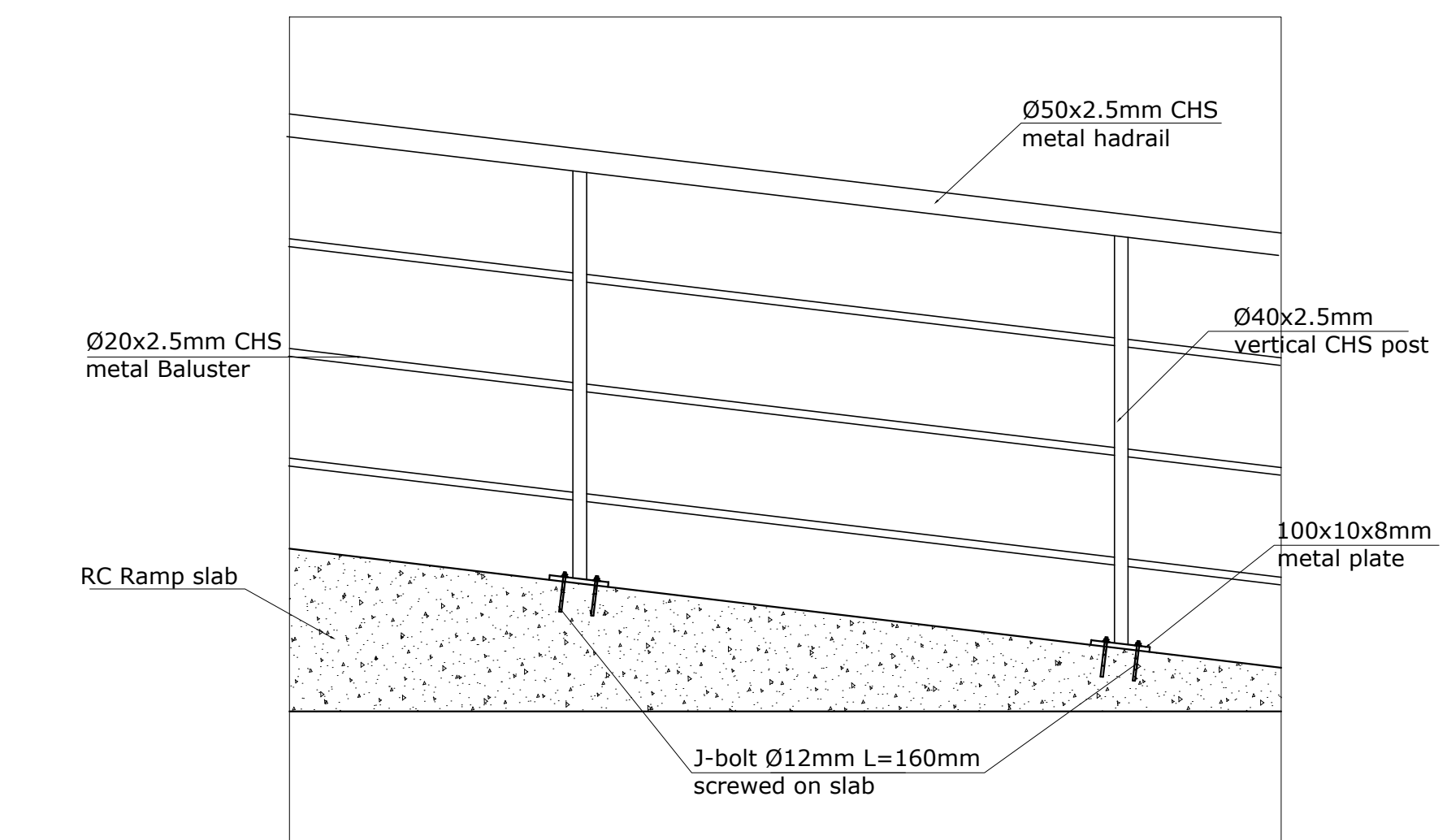
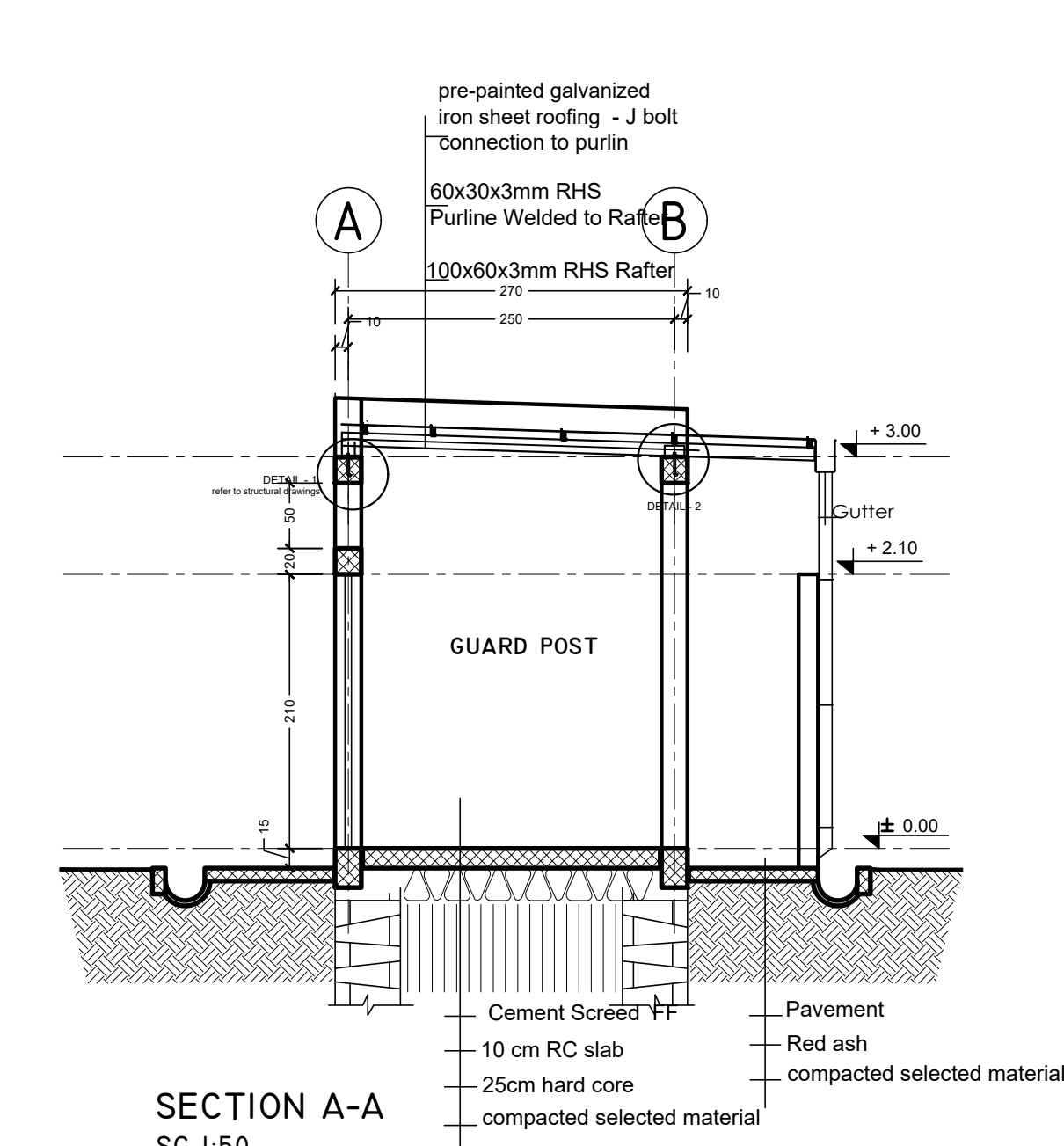
Designed by			Discipline:	Dr. No:	Tot. No:	Rev. No:		
MM			AR	10	16	R0		
Drawn:	Checked:	Approved:	Size:	Scale:	Date:	Rev.:		
MM	BM	SM	A1	1:50	02 / 05 / 2021	0		



	/ /		
	/ /		
	/ /		
	/ /		
	/ /		
	/ /		
	/ /		
	/ /		
	/ /		
	/ /		
	/ /		
	/ /		
	/ /		
0	/ /		
Rev.:	Date:	Description:	Approved

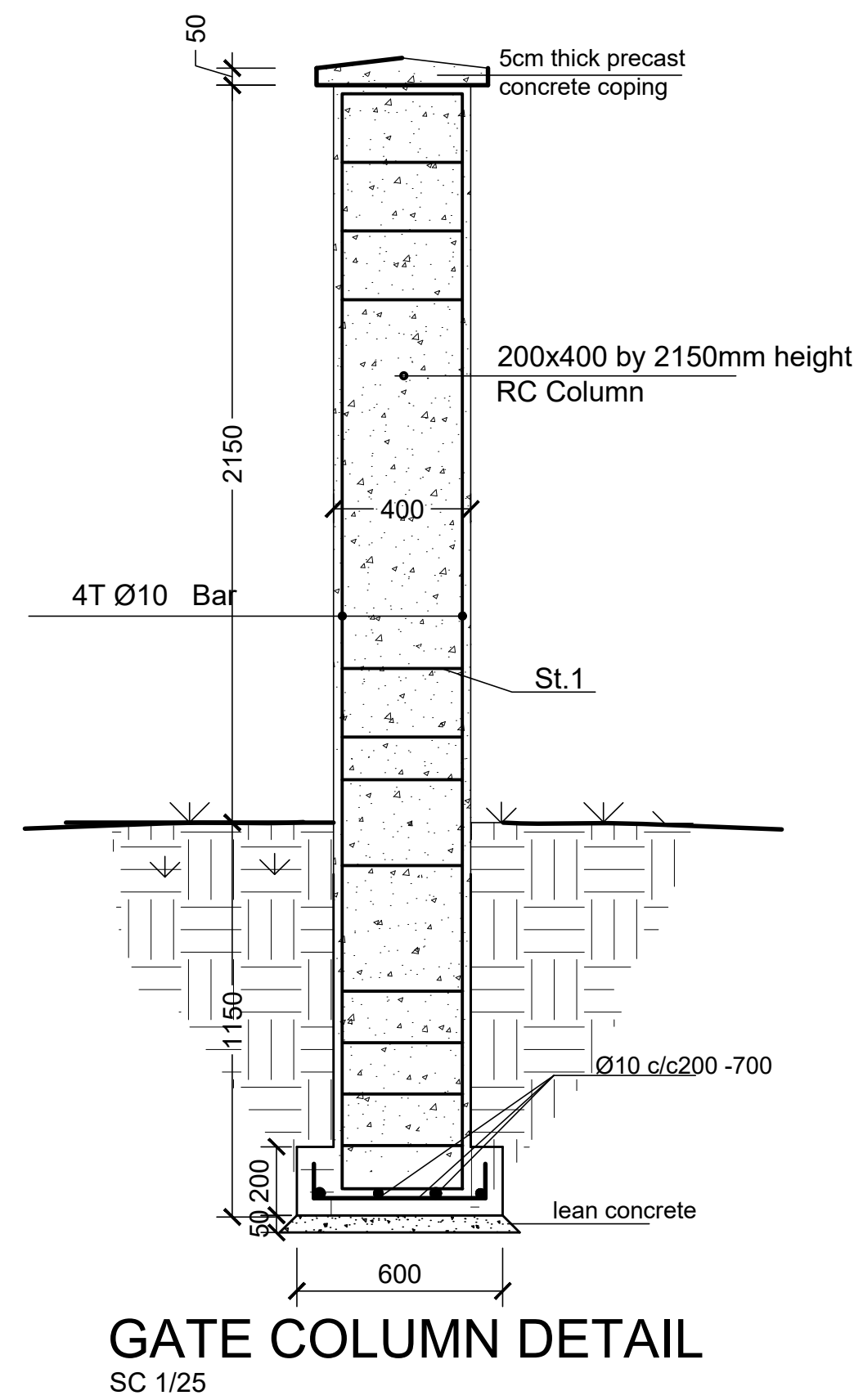
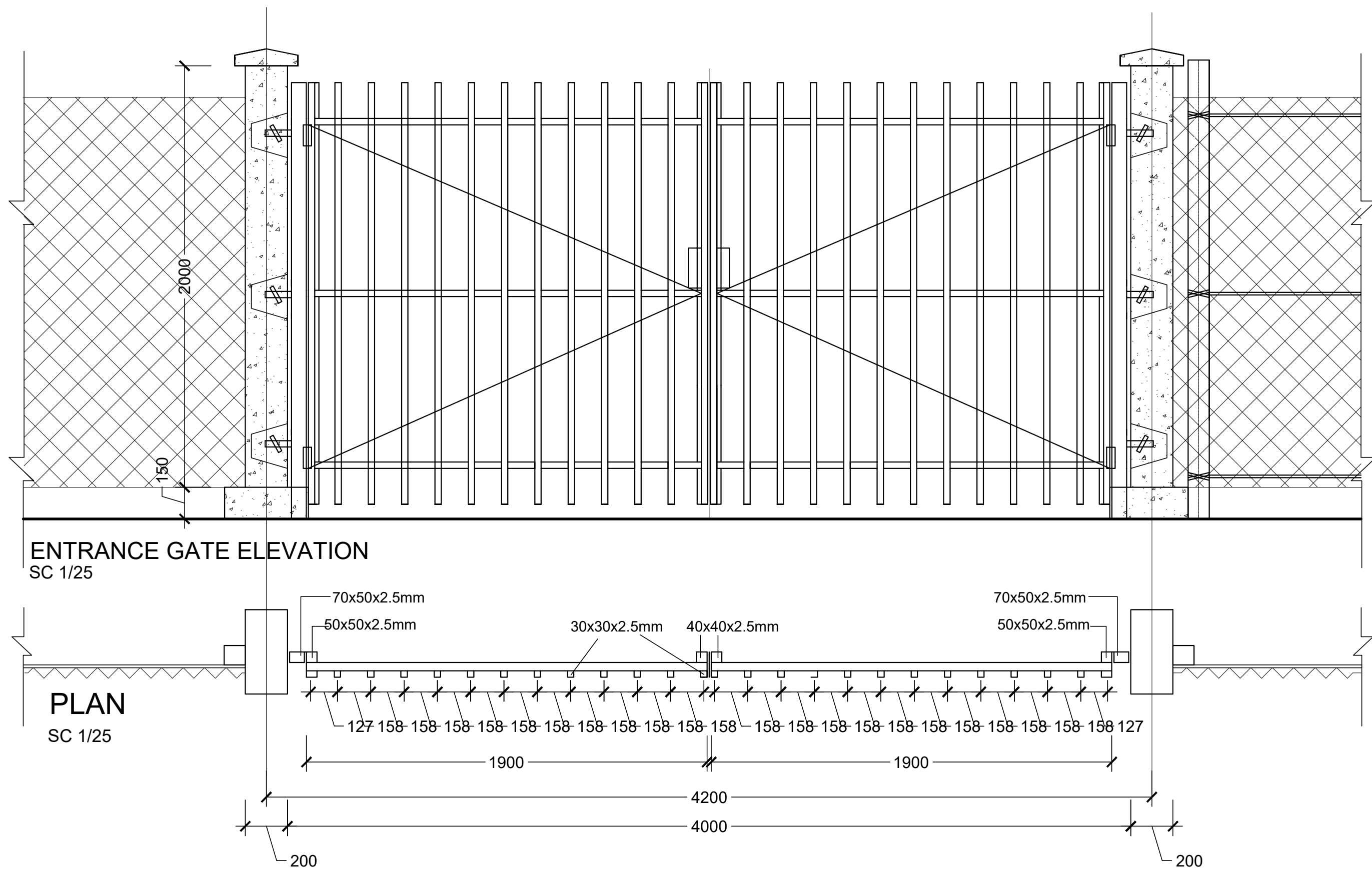
<p>This document is the property of UNHCR and cannot be copied, reproduced or disseminated without the prior written consent of UNHCR.</p>	
<p>Funded By:</p> <p>United Nations Higher Commission for Refugees Office for the AU (UNHCR)</p>	<p>Partner:</p> <p>United Nations Higher Commission for Refugees Office for the AU (UNHCR)</p>
<p>Program:</p> <p>Rehabilitation of UNHCR One-Stop-Shop (OSS) Registration Model</p>	<p>Implemented By:</p> <p>UNOPS ETHIOPIA OPERATIONAL HUB</p>
<p>Project Name:</p> <p>TSORE OSS CENTER</p>	<p>Design:</p> <p>UNOPS ETHIOPIA OPERATIONAL HUB</p>

Designed by			Discipline:	Dr. No:	Tot. No:	Rev No:
MM			AR	11	16	R0
Drawn:	Checked:	Approved:	Size:	Scale:	Date:	Rev.:
MM	BM	SM	A1	1:50	02 / 05 / 2021	0

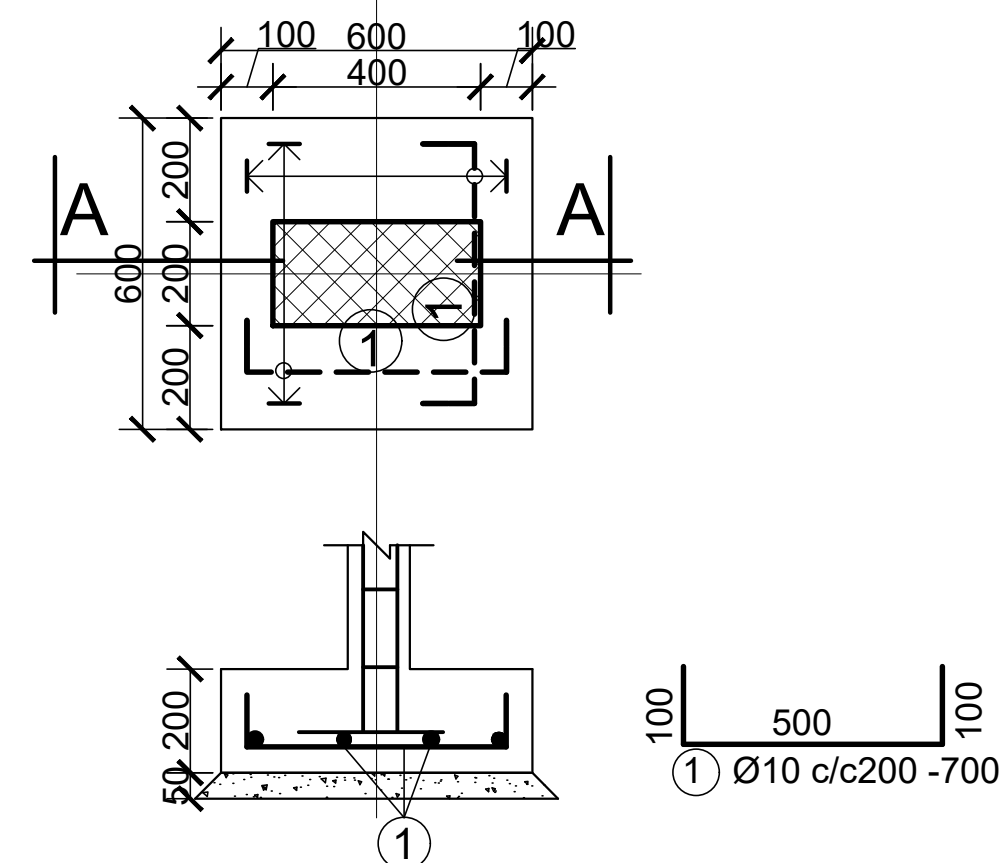


ROOM	AREA	FLOOR FINISH	WALL FINISH	CEILING FINISH
GUARD POST	4.41 sqm	50mm thick cement screed	plastered and painted HCB wall	Open ceiling to roof structure

[illegible]

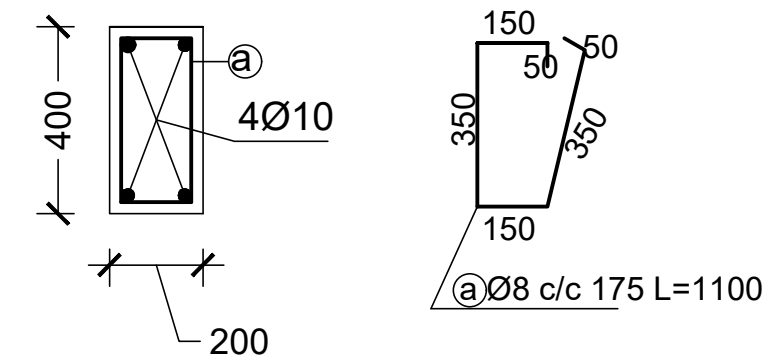


FOUNDATION DETAIL



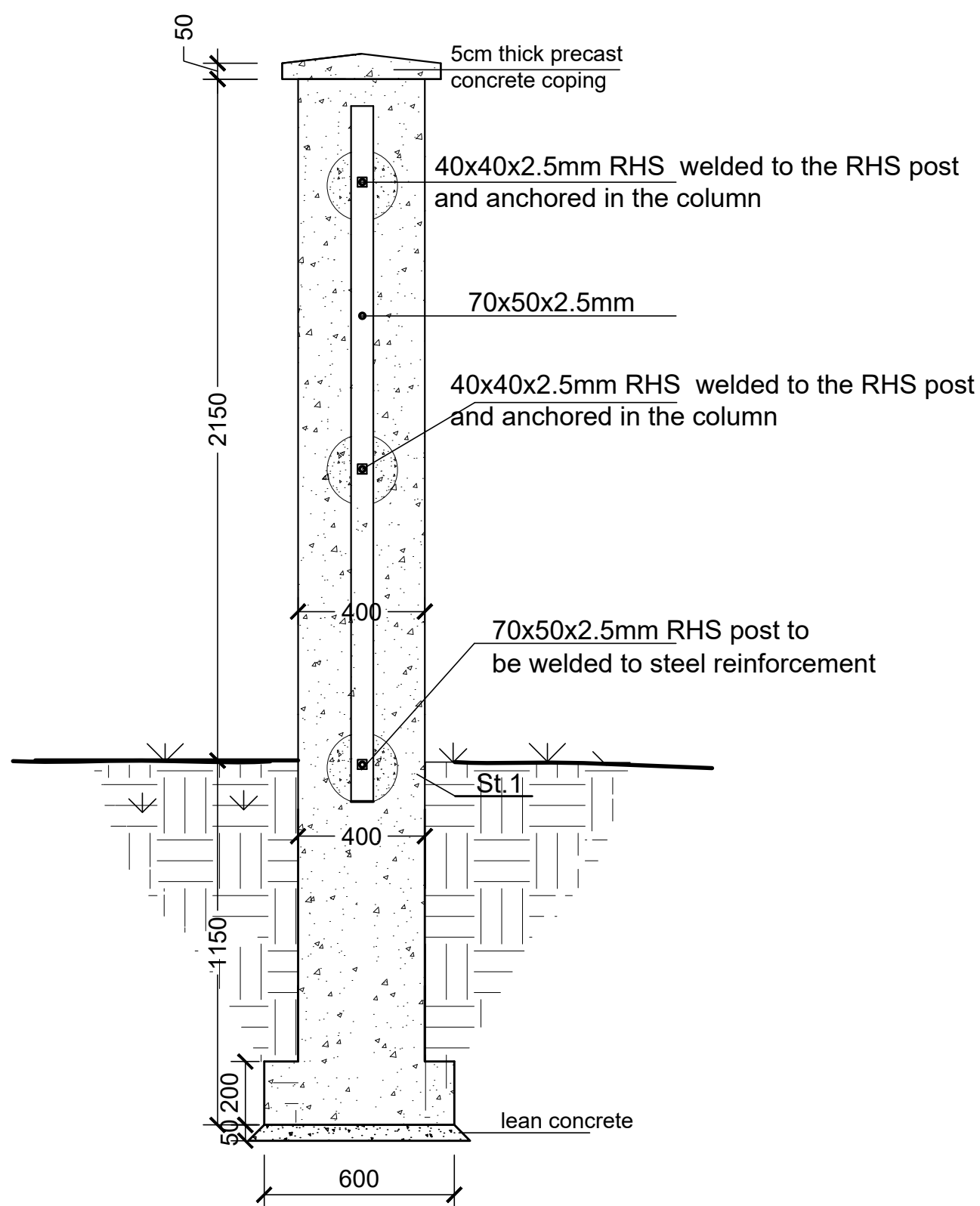
SECTION A-A

Scale 1:25



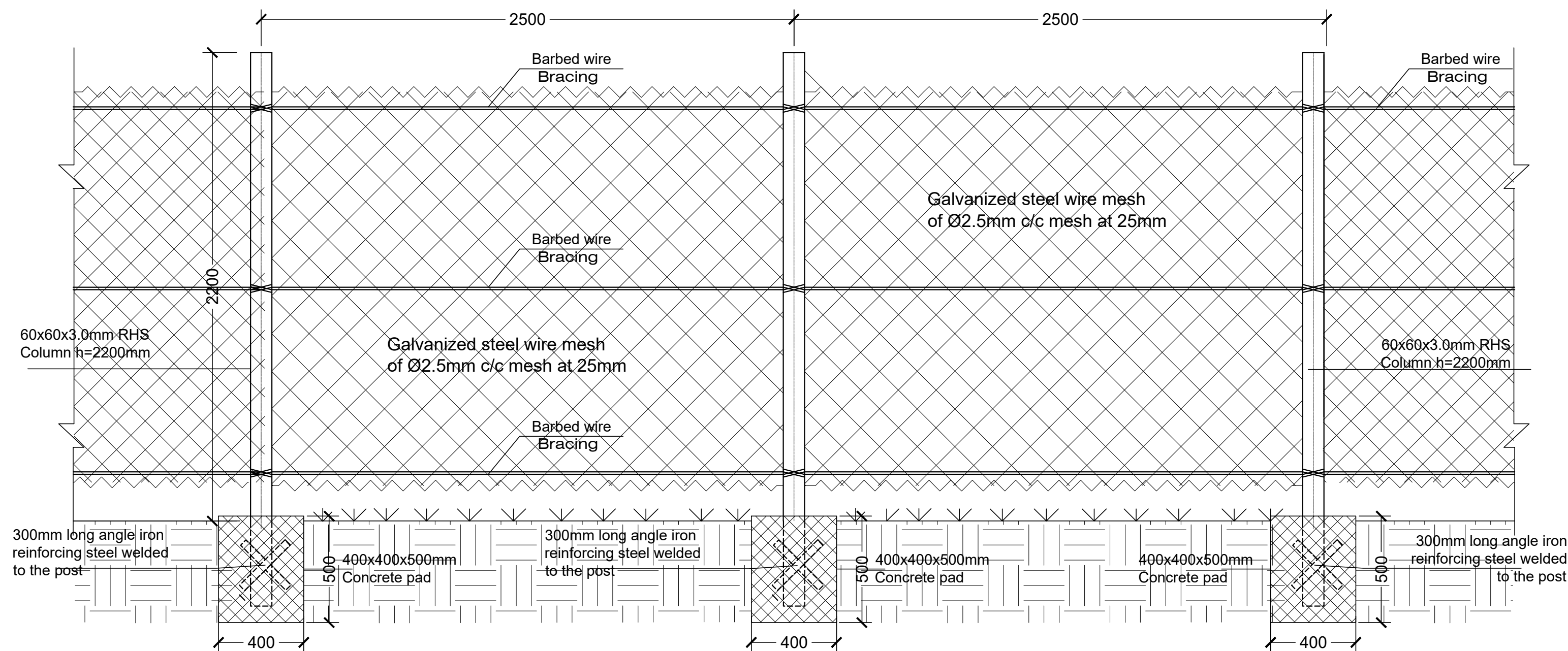
TYPICAL COLUMN SECTION

SCALE 1:25



GATE POST DETAIL

SC 1/25



FENCE PARTIAL ELEVATION

SC 1/25

GENERAL NOTES:

Note:
New Gate
New Fence

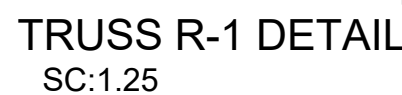
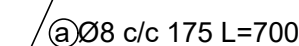
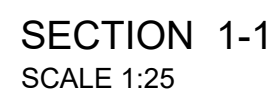
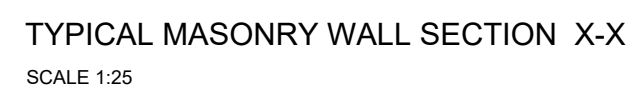
Rev.	Date:	Description:	Approved
0			

KEY PLAN

Funded By:		Partner:	
United Nations Higher Commission for Refugees Office for the AU (UNHCR)		United Nations Higher Commission for Refugees Office for the AU (UNHCR)	
Program:		Implemented By:	
Rehabilitation of UNHCR One-Stop-Shop (OSS) Registration Model		UNOPS ,ETHIOPIA OPERATIONAL HUB	
Project Name:		Design:	
TSORE OSS CENTER		UNOPS ,ETHIOPIA OPERATIONAL HUB	
Drawing Title:		Pasted Image #42.png	

GATE & FENCE DETAILS

Designed by	Discipline:	Dr. No:	Tot. No:	Rev No:
MM	AR	13	16	R0
Drawn:	Checked:	Approved:	Size:	Scale:
MM	BM	SM	A1	1:50
Date:	02 / 05 / 2021	Rev.:	0	



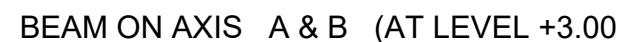
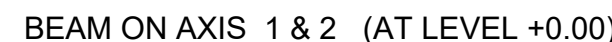
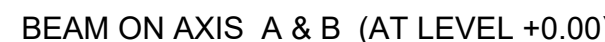
Rev.:	Date:	Description:	Approved
-------	-------	--------------	----------

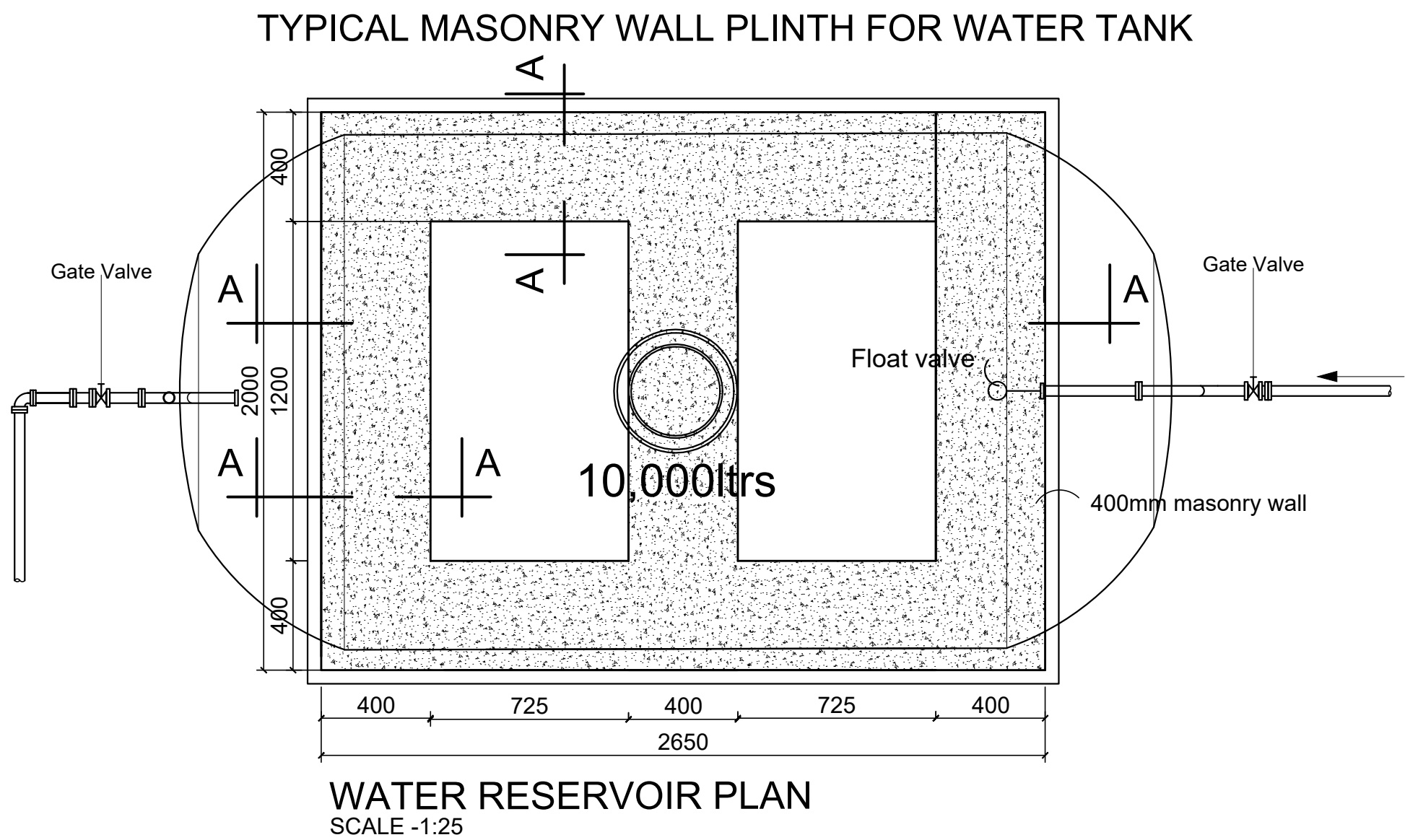
All information in this document is the property of UNOPS and cannot be copied anywhere but in this project without prior written consent of UNOPS.

Pasted Image #42.png

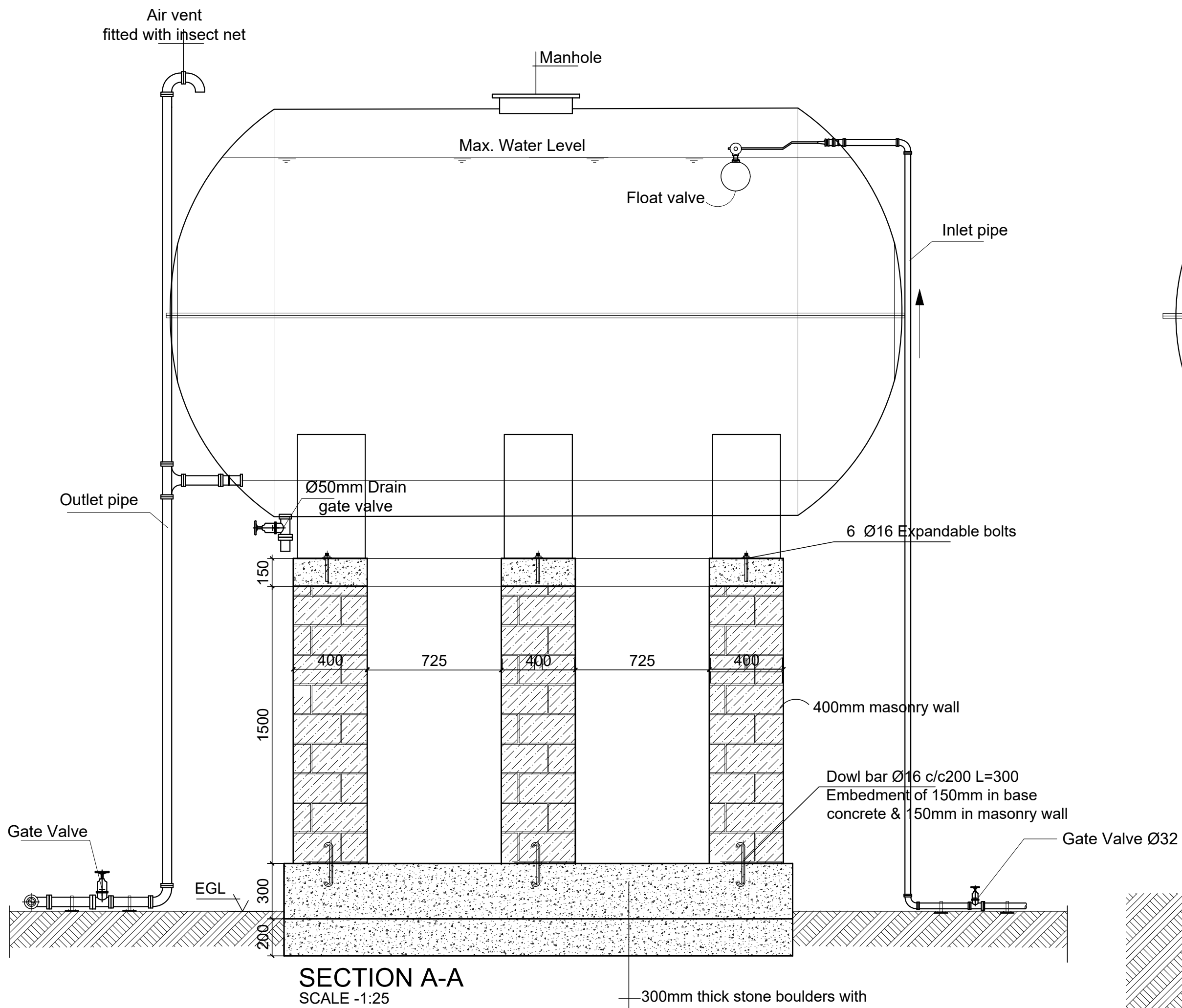
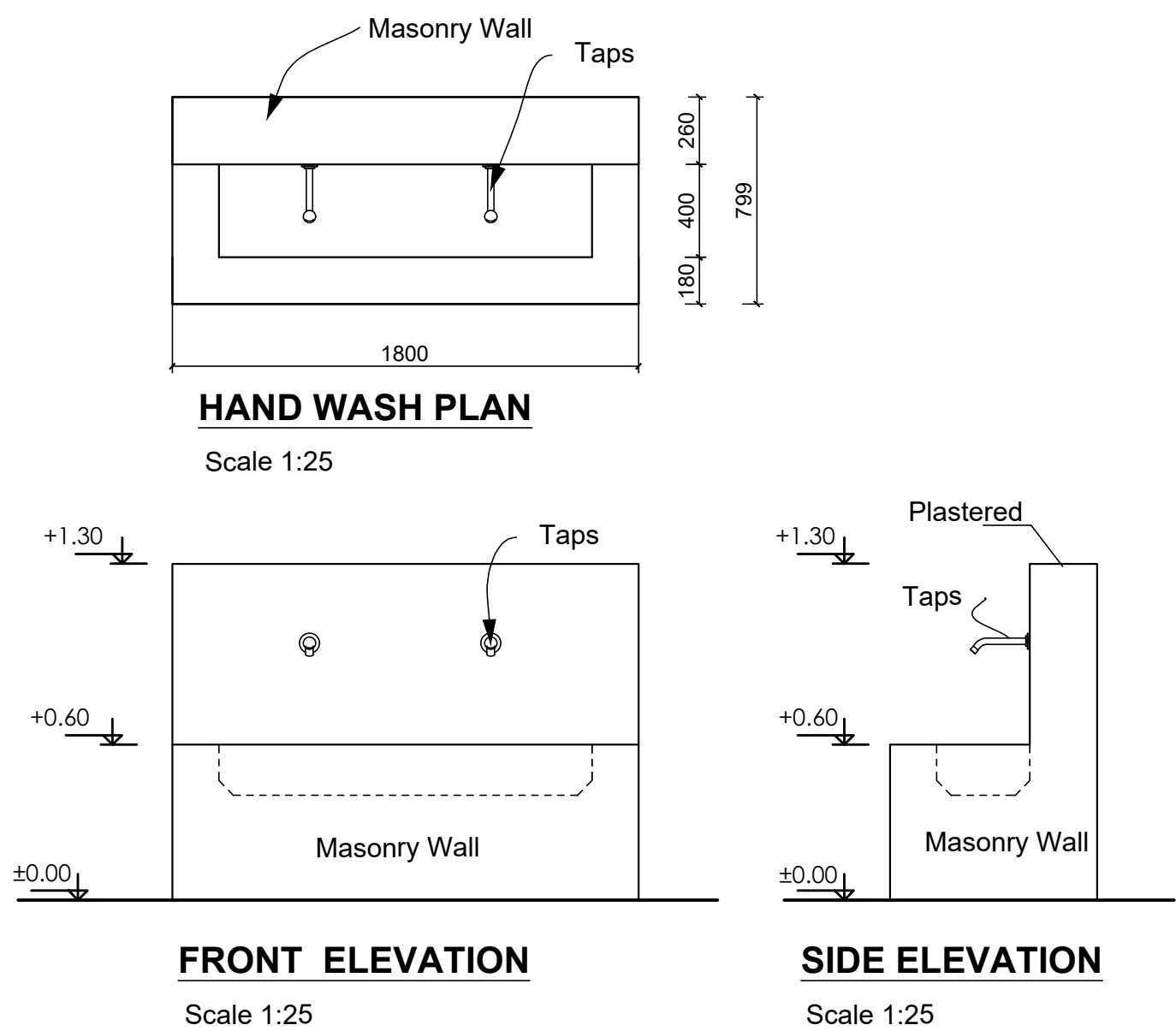
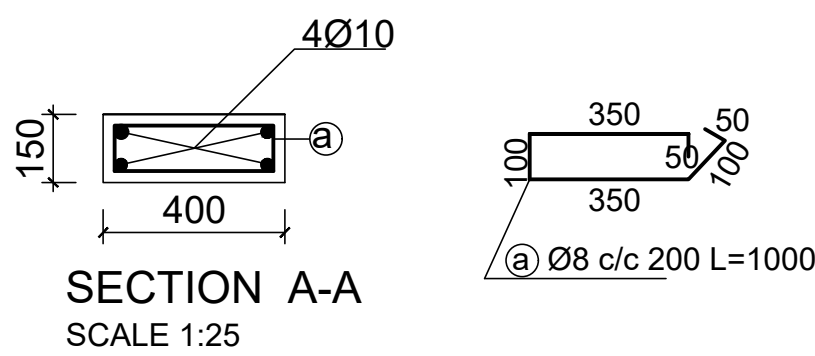
Designed by	Discipline:	Dr. No:	Tot. No:	Rev No:
-------------	-------------	---------	----------	---------

Designed by			Discipline	Dr. No.	Tot. No.	Rev. No.
MM			ST	14	16	R0
Drawn:	Checked:	Approved:	Size:	Scale:	Date:	Rev.:
MM	BM	SM	A1	1:50 , 1:25	02/ 05 / 2021	0

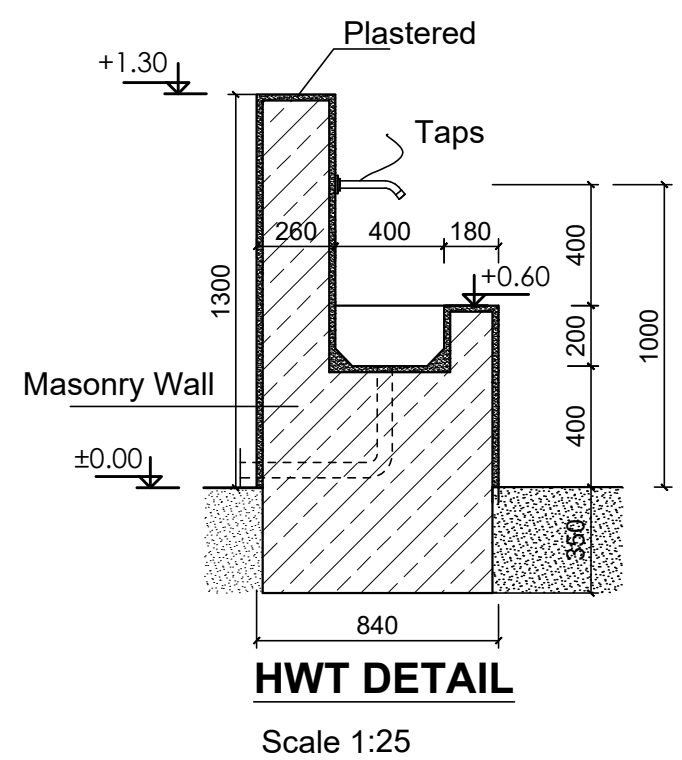
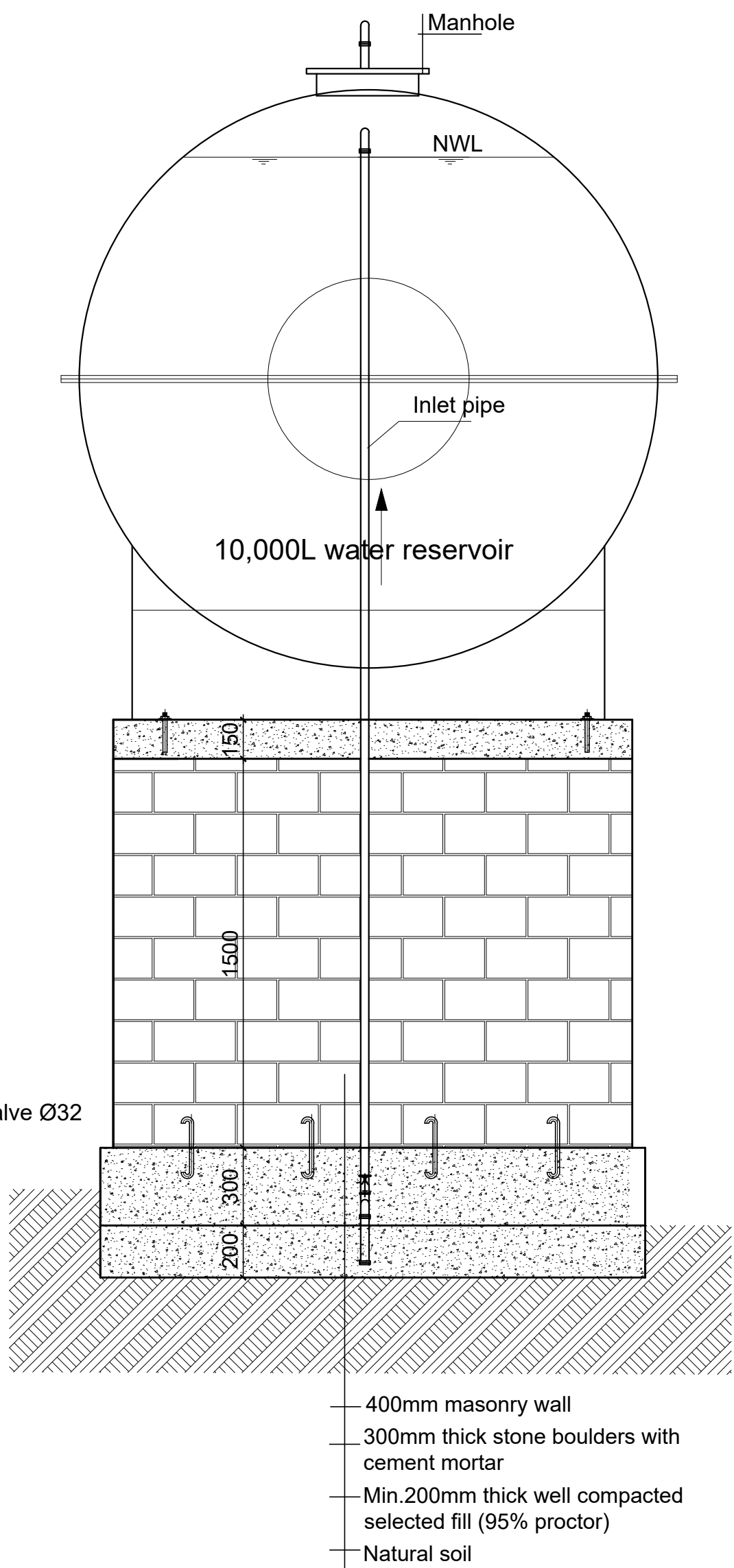




WATER TANKER SUPPORT DETAILS

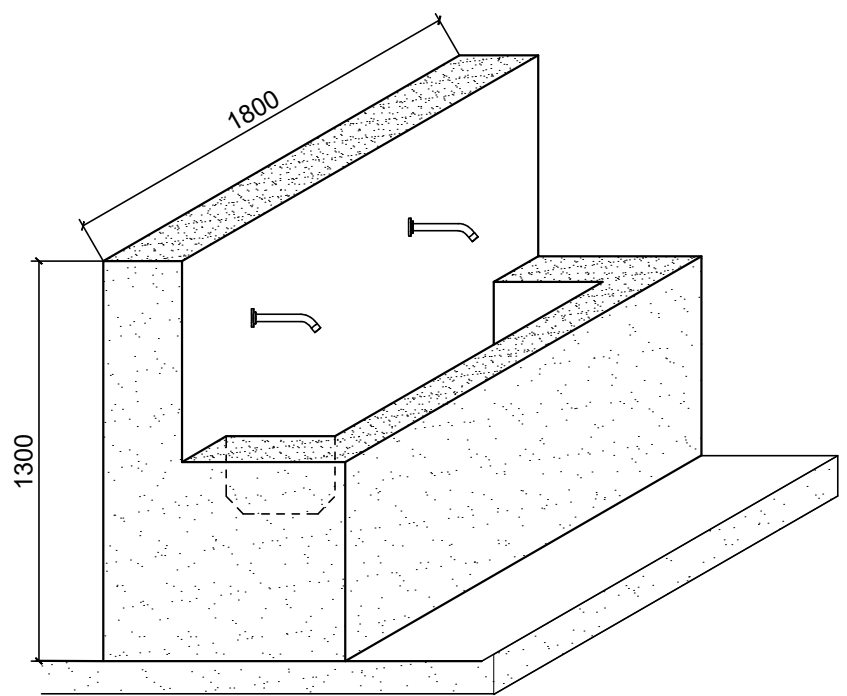


WATER TANK PLINTH
SCALE -1:25



HAND WASH TROUGH (HWT) PERSPECTIVE VIEW

Scale 1:25



GENERAL NOTES:

K - WATER RESERVOIR

KEY PLAN

All information in this document is the property of UNHCR and cannot be copied anywhere but in this project without prior written consent of UNHCR.

Funded By: Partner:

United Nations Higher Commission for Refugees Office for the AU (UNHCR) United Nations Higher Commission for Refugees Office for the AU (UNHCR)

Program: Implemented By:

Rehabilitation of UNHCR One-Stop-Shop (OSS) Registration Model UNOPS ,ETHIOPIA OPERATIONAL HUB

Project Name: Design:

TSORE OSS CENTER UNOPS ,ETHIOPIA OPERATIONAL HUB

Drawing Title:

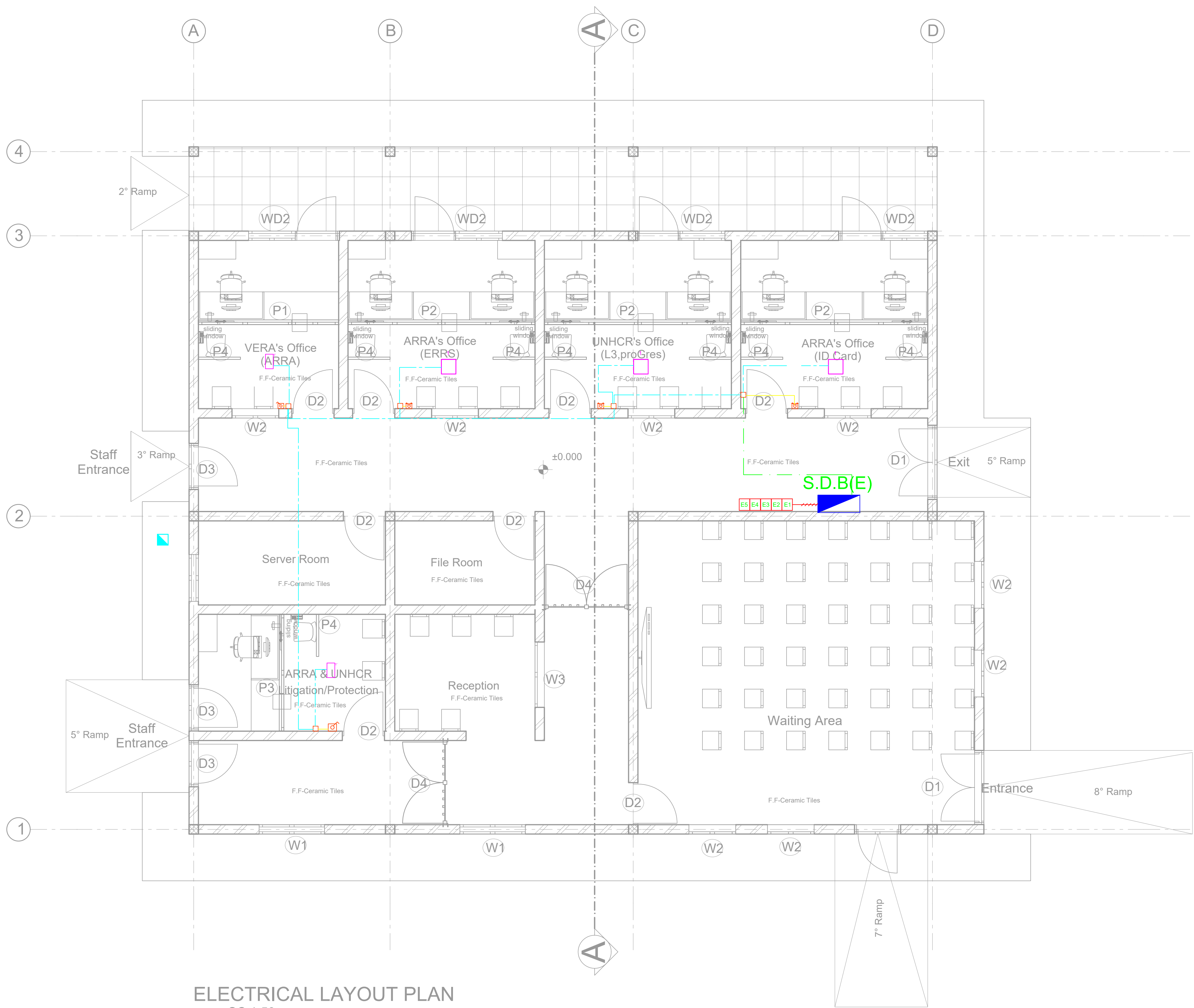
WATER RESERVOIR PLAN
HAND WASH TROUGH DETAILS

Designed by Discipline: Dr. No: Tot. No: Rev No:

MM AR 16 16 R0

Drawn: Checked: Approved: Size: Scale: Date: Rev.:

MM BM SM A1 1:25 02 / 05 /2021 0



ELECTRICAL LAYOUT PLAN
SC 1;50

GENERAL NOTES:

LEGEND

- NEW PARTITION
- EXISTING WALL

LEGEND INDOOR LIGHTING		
SYMBOL	REFERENCE	DESCRIPTION / MOUNTING METHOD
	1	Ceiling mounted in the ceiling (downward) 1500 mm x 1500 mm
	2	Wall mounted in the ceiling (downward) 1500 mm x 1500 mm
	3	Floor mounted in the ceiling (downward) 1500 mm x 1500 mm
ELECTRICAL ACCESSORIES		
	1	One way switch (One way switch, surface mounting)
	2	Double pole switch (Double pole switch, surface mounting)
	3	Junction box, surface mounting
	4	Junction box, flush mounting
	5	Outlet box, flush mounting
	6	Fire Alarm Control
CABLES LEGEND		
	1	Cable installed in conduit in the ground
	2	Cable installed in tray in the ground
	3	Cable installed in duct in surface mounting with cable clips
	4	Switchboard - Main Power Supply
	5	Network Rack/Router
GENERAL NOTES		
<ul style="list-style-type: none">The implementation of the different components should be signed by the contractor in the implementation phase, with the elements of the architectural project.The dimensions are given in millimeters, the contractor must confirm them in place and perform precise measurements before the work is done.All dimensions must be confirmed with the architectural project.All work must be done with particular care in order not to damage the pre-existing installation, to ensure the safety of the building and the workers.		

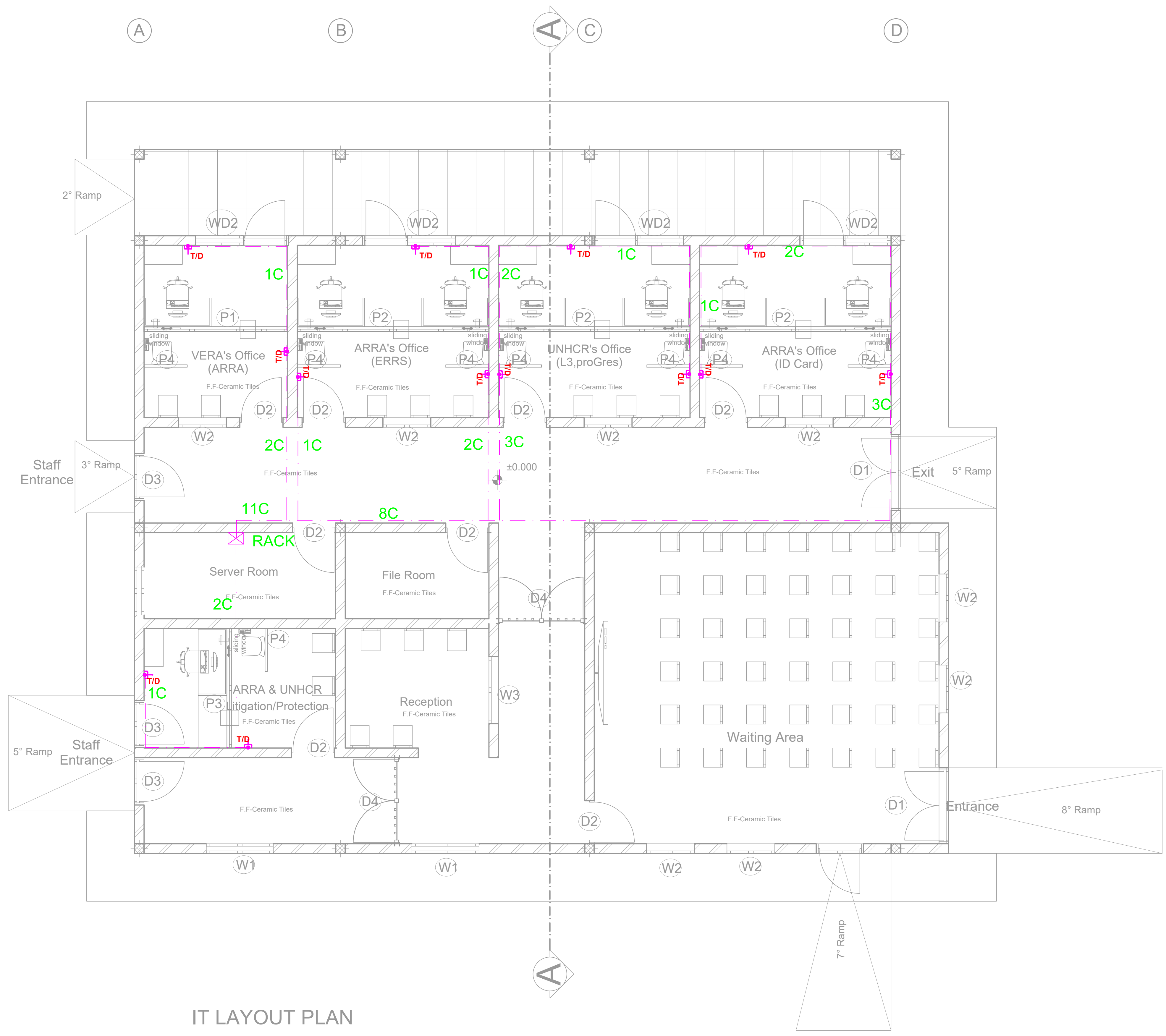
Rev.	Date:	Description:	Approved
0			
1			
2			
3			
4			
5			
6			
7			
8			
9			
10			
11			
12			
13			
14			
15			
16			
17			
18			
19			
20			
21			
22			
23			
24			
25			
26			
27			
28			
29			
30			
31			
32			
33			
34			
35			
36			
37			
38			
39			
40			
41			
42			
43			
44			
45			
46			
47			
48			
49			
50			
51			
52			
53			
54			
55			
56			
57			
58			
59			
60			
61			
62			
63			
64			
65			
66			
67			
68			
69			
70			
71			
72			
73			
74			
75			
76			
77			
78			
79			
80			
81			
82			
83			
84			
85			
86			
87			
88			
89			
90			
91			
92			
93			
94			
95			
96			
97			
98			
99			
100			

KEY PLAN

All information in this document is the property of UNOPS and cannot be copied anywhere but in this project without prior written consent of UNOPS.	
Funded By:	
United Nations Higher Commission for Refugees Office for the AU (UNHCR)	
Partner:	
United Nations Higher Commission for Refugees Office for the AU (UNHCR)	
Program:	
Rehabilitation of UNHCR One-Stop-Shop (OSS) Registration Model	
Implemented By:	
UNOPS ETHIOPIA OPERATIONAL HUB	
Project Name:	
Design:	
UNOPS ETHIOPIA OPERATIONAL HUB	
Tscore OSS Center	
ETHIOPIA OPERATIONAL HUB	

LIGHTING

Designed by	Discipline:	Dr. No:	Tot. No:	Rev No:
YG	EL	01	05	R0
Drawn:	Checked:	Approved:	Size:	Scale:
MA	YG		A1	1:50
		Date:	Rev.:	
		02 / 10 /2021	0	



LEGEND
SYMBOL
1C
2C
3C
4C
5C
6C
7C
8C
9C
10C
11C
12C
13C
14C
15C
16C
17C
18C
19C
20C
21C
22C
23C
24C
25C
26C
27C
28C
29C
30C
31C
32C
33C
34C
35C
36C
37C
38C
39C
40C
41C
42C
43C
44C
45C
46C
47C
48C
49C
50C
51C
52C
53C
54C
55C
56C
57C
58C
59C
60C
61C
62C
63C
64C
65C
66C
67C
68C
69C
70C
71C
72C
73C
74C
75C
76C
77C
78C
79C
80C
81C
82C
83C
84C
85C
86C
87C
88C
89C
90C
91C
92C
93C
94C
95C
96C
97C
98C
99C
100C

GENERAL NOTES:

LEGEND

NEW PARTITION

EXISTING WALL

LEGEND

SYMBOL

DESCRIPTION / MOUNTING METHOD

1C

One Telephone outlet

2C

Two

3C

Three (on surface mounting)

4C

Four

5C

Five

6C

Six

7C

Seven

8C

Eight

9C

Nine

10C

Ten

11C

Eleven

12C

Twelve

13C

Thirteen

14C

Fourteen

15C

Fifteen

16C

Sixteen

17C

Seventeen

18C

Eighteen

19C

Nineteen

20C

Twenty

21C

Twenty one

22C

Twenty two

23C

Twenty three

24C

Twenty four

25C

Twenty five

26C

Twenty six

27C

Twenty seven

28C

Twenty eight

29C

Twenty nine

30C

Thirty

31C

Thirty one

32C

Thirty two

33C

Thirty three

34C

Thirty four

35C

Thirty five

36C

Thirty six

37C

Thirty seven

38C

Thirty eight

39C

Thirty nine

40C

Forty

41C

Forty one

42C

Forty two

43C

Forty three

44C

Forty four

45C

Forty five

46C

Forty six

47C

Forty seven

48C

Forty eight

49C

Forty nine

50C

Fifty

51C

Fifty one

52C

Fifty two

53C

Fifty three

54C

Fifty four

55C

Fifty five

56C

Fifty six

57C

Fifty seven

58C

Fifty eight

59C

Fifty nine

60C

Sixty

61C

Sixty one

62C

Sixty two

63C

Sixty three

64C

Sixty four

65C

Sixty five

66C

Sixty six

67C

Sixty seven

68C

Sixty eight

69C

Sixty nine

70C

Seventy

71C

Seventy one

72C

Seventy two

73C

Seventy three

74C

Seventy four

75C

Seventy five

76C

Seventy six

77C

Seventy seven

78C

Seventy eight

79C

Seventy nine

80C

Eighty

81C

Eighty one

82C

Eighty two

83C

Eighty three

84C

Eighty four

85C

Eighty five

86C

Eighty six

87C

Eighty seven

88C

Eighty eight

89C

Eighty nine

90C

Ninety

91C

Ninety one

92C

Ninety two

93C

Ninety three

94C

Ninety four

95C

Ninety five

96C

Ninety six

97C

Ninety seven

98C

Ninety eight

99C

Ninety nine

100C

Hundred

GENERAL NOTES

The implementation of the different components should be signed by the contractor in the implementation phase, with the elements of the architectural project.

The dimensions are given as an indication, the contractor must confirm them in place and perform precise measurements before the work is done.

All dimensions must be confirmed with the architectural project.

All work must be done with particular care in order not to damage the pre-existing installation, to ensure the safety of the building and the workers.

Rev.:	Date:	Description:	Approved
0			

KEY PLAN

All information in this document is the property of UNOPS and cannot be copied anywhere but in this project without prior written consent of UNOPS.

Funded By:

United Nations Higher Commission for Refugees Office for the AU (UNHCR)

Partner:

United Nations Higher Commission for Refugees Office for the AU (UNHCR)

Program:

Rehabilitation of UNHCR One-Stop-Shop (OSS) Registration Model

Implemented By:

UNOPS ETHIOPIA OPERATIONAL HUB

Project Name:

Tsore OSS Center

Design:

UNOPS ETHIOPIA OPERATIONAL HUB

Drawing Title:

DATA AND TELEPHONE OUTLET

Designed by	Discipline:	Dr. No:	Tot. No:	Rev No:
YG	EL	03	05	R0
Drawn:	Checked:	Approved:	Size:	Scale:
MA	YG		A1	1:50
Date:	Rev.:			
02 / 10 /2021	0			

Distribution Board Schedule										
Panel Name: SDB										
Service Voltage: 220Vac (3 pole) 3 wire,AC				Bus Type :TPN+PE			Mounting: Flash			
				Bus Rating:80A/10KA						
				Enclosure:Steel Sheet						
Circuit #	Load Description	Load KW	Circuit Breaker Rating(A)	# of Poles	Wire cross section (mm2)	Conduit (mm)	Phase			
							R	S	T	
1	Lighting	0.29	10	2	2x2.5	16	○			
2	Socket to AC unit	1.7	16	2	3x2.5	16	○			
3	Socket to AC unit	1.7	16	2	3x2.5	16	○			
4	Socket to AC unit	1.7	16	2	3x2.5	16	○			
5	Socket to AC unit	1.7	16	2	3x2.5	16	○			
6	Socket to AC unit	1.7	16	2	3x2.5	16	○			
7	Power outlet to FAN	0.5	16	2	3x2.5	16	○			
	Reserve Space(25%)									
	Main Switch	50A/1P,MCB			KW connected(Ptot)		9.29			
	Feeder Cable	3x10mm2			Diversity		0.9			
	P.V.C conduit	ø32mm			KW Demand(PMax)		8.36			
	Power Source	MDB			Current(A)		47.5			

GENERAL NOTES:

LEGEND

NEW PARTITION

EXISTING WALL

	/	/	/		
	/	/	/		
	/	/	/		
	/	/	/		
	/	/	/		
	/	/	/		
	/	/	/		
	/	/	/		
	/	/	/		
	/	/	/		
	/	/	/		
0	/	/	/		
Rev.:	Date:		Description:		
Approved					

KEY PLAN

All information in this document is the property of UNOPS and cannot be copied anywhere but in this project without prior written consent of UNOPS.

Funded By:

United Nations Higher Commission for Refugees Office for the AU (UNHCR)

Partner:

United Nations Higher Commission for Refugees Office for the AU (UNHCR)

Program:

Rehabilitation of UNHCR One-Stop-Shop (OSS) Registration Model

Implemented By:

UNOPS ,ETHIOPIA OPERATIONAL HUB

Project Name:

Tsore OSS Center

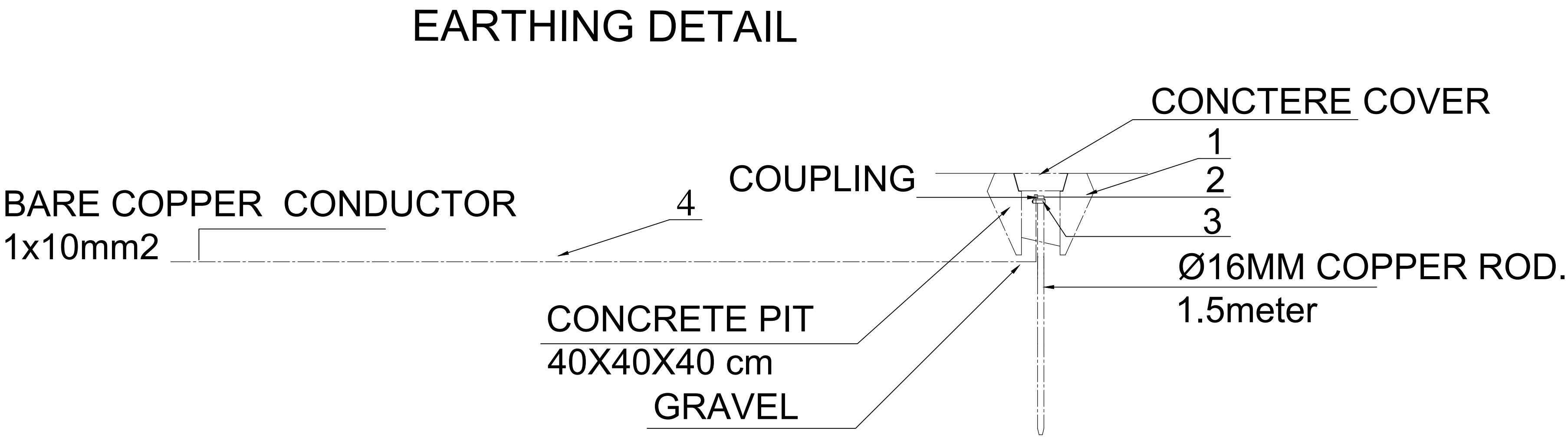
Design:

UNOPS ,ETHIOPIA OPERATIONAL HUB

Drawing Title:

DISTRIBUTION BOARD SCHEDULE

Designed by		Discipline:	Dr. No:	Tot. No:	Rev No:
YG		EL	04	05	R0
Drawn:	Checked:	Approved:	Size:	Scale:	Date:
MA	YG		A1	1:50	02 / 10 /2021



LEGEND TO EARTHING SYSTEM DETAIL

1	MANHOLE	400 x 400 x 400mm
2	DRIVIG STUD	
3	ROD TO TAPE CLAMP	
4	EARTH CONDUCTOR (bare)	1 x 10mmsq.

NOTE:
NEW ROOFING SECTION IS TO BE BONDED TO THE EXISTING LPS NETWORK
AND LED DOWN WITH 50MM2 BARE COPPER WIRE TO BE CONNECTED WITH
THE BUILDING EARTH ROD. DOWN CONDUCTOR TO BE FASTENED ON WALL @ EVERY 1 M

GENERAL NOTES:

	/	/		
	/	/		
	/	/		
	/	/		
	/	/		
	/	/		
	/	/		
	/	/		
	/	/		
	/	/		
0	/	/		
Rev.:	Date:	Description:	Approved	

KEY PLAN

All information in this document is the property of UNOPS and cannot be copied anywhere but in this project without prior written consent of UNOPS.

Funded By:

United Nations Higher Commission for Refugees Office for the AU (UNHCR)

Partner:

United Nations Higher Commission for Refugees Office for the AU (UNHCR)

Program:

Rehabilitation of UNHCR One-Stop-Shop (OSS) Registration Model

Implemented By:

UNOPS ETHIOPIA OPERATIONAL HUB

Project Name:

Tsore OSS Center

Design:

UNOPS ETHIOPIA OPERATIONAL HUB

Drawing Title:

EARTHING DETAIL

Designed by		Discipline:	Dr. No:	Tot. No:	Rev No:
YG		EL	05	05	R0
Drawn:	Checked:	Approved:	Size:	Scale:	Date:
MA	YG		A1	1:50	02 / 10 /2021
					0